

PRELIMINARY OFFICIAL STATEMENT DATED SEPTEMBER 28, 2010

NEW ISSUE – BOOK ENTRY ONLY

Ratings: Fitch:
Moody's:
Standard & Poor's:
(See "RATINGS" herein)

In the opinion of Bond Counsel, under current law and subject to the conditions described herein in the section "Tax Matters", interest on 2010B Bonds sold and issued as tax-exempt bonds is excludable from gross income for federal income tax purposes, is not an item of tax preference for purposes of the federal alternative minimum tax imposed on individuals and corporations and is not taken into account in determining adjusted current earnings for the purposes of computing the federal alternative minimum tax imposed on corporations. In the opinion of Bond Counsel, interest on 2010B Bonds sold and issued as Build America Bonds is included in the gross income of the owners thereof for federal income tax purposes. Bond Counsel is further of the opinion that the 2010B Bonds, income from the 2010B Bonds and any profit made on their sale, are exempt from income taxation by the Commonwealth and any of its political subdivisions. See "TAX MATTERS" herein.

\$337,495,000*

VIRGINIA COLLEGE BUILDING AUTHORITY
Educational Facilities Revenue Bonds
(21st Century College and Equipment Programs)
Series 2010B

Dated: Date of Delivery

Due: February 1, as shown on inside cover

This Official Statement is provided by the Virginia College Building Authority (the "Authority"), a board created and existing pursuant to the laws of the Commonwealth of Virginia (the "Commonwealth"), to furnish information with respect to the offering of \$337,495,000* aggregate principal amount of the Virginia College Building Authority Educational Facilities Revenue Bonds (21st Century College and Equipment Programs). The 2010B Bonds are expected to be offered for sale at competitive bidding on October 5, 2010*. The 2010B Bonds may be issued as one series of tax-exempt bonds ("Tax-Exempt Bonds"), one series of federally taxable Build America Bonds (Direct Payment) ("Taxable BABs"), or a combination which would include a sub-series of Tax-Exempt Bonds and a sub-series of Taxable BABs. In the event the winning bid is a combination of Tax-Exempt Bonds and Taxable BABs, the Tax-Exempt Bonds will be identified as Series 2010B-1 (Tax-Exempt), and the Taxable BABs will be identified as Series 2010B-2 (Federally Taxable – Build America Bonds), as set forth in the Notice of Sale contained in Appendix F to this Official Statement. See the section "Sale at Competitive Bidding." To make an informed decision regarding the 2010B Bonds, a prospective investor should read this Official Statement in its entirety.

Security	The 2010B Bonds are limited obligations of the Authority payable primarily from the funds anticipated to be appropriated from time to time for such purpose by the General Assembly and are not a debt, or a pledge of the faith and credit, of the Commonwealth. Neither the faith and credit nor the taxing power of the Commonwealth or any political subdivision thereof is pledged to the payment of the principal of, premium, if any, or interest on the 2010B Bonds.
Redemption	See the inside front cover page and "THE 2010B BONDS - Redemption Provisions" herein.
Issued Pursuant to	Master Indenture of Trust dated as of December 1, 1996, as amended, and as supplemented by the Twenty-Fourth Supplemental Indenture of Trust dated as of October 1, 2010.
Purpose	The 2010B Bond proceeds are being used to (i) finance certain capital projects at public institutions of higher education in the Commonwealth of Virginia and (ii) pay the costs of issuing the 2010B Bonds.
Interest Payment Dates	August 1, 2011, and thereafter each February 1 and August 1
Denomination	\$5,000 or multiples thereof
Closing/Delivery Date	On or about October 26, 2010*
Registration	Book-entry-only; The Depository Trust Company
Trustee/Paying Agent	The Bank of New York Mellon Trust Company, N.A., Richmond, Virginia
Financial Advisor	First Southwest, New York, New York
Bond Counsel	Troutman Sanders LLP, Richmond, Virginia
Issuer Contact	Director of Debt Management, Virginia Department of the Treasury (804) 225-2142

The 2010B Bonds will be awarded pursuant to electronic competitive bidding to be held via BiDComp/PARITY® on October 5, 2010*, unless postponed or changed, as set forth in the Notice of Sale contained in Appendix F to in this Preliminary Official Statement.

Dated: October __, 2010

* Preliminary, subject to change.

\$337,495,000*
VIRGINIA COLLEGE BUILDING AUTHORITY
Educational Facilities Revenue Bonds
(21st Century College and Equipment Programs)
Series 2010B

Dated: Date of Delivery

(Base CUSIP Number 927781)

Due: February 1, as shown below

<u>Year of</u> <u>Maturity*</u>	<u>Principal</u> <u>Amount*</u>	<u>Interest</u> <u>Rate</u>	<u>Yield</u>	<u>Price</u>	<u>CUSIP</u> <u>Suffix</u>
2012	\$10,520,000				
2013	14,065,000				
2014	14,770,000				
2015	15,505,000				
2016	15,715,000				
2017	15,960,000				
2018	16,255,000				
2019	16,600,000				
2020	16,975,000				
2021	17,365,000				
2022	17,795,000				
2023	18,255,000				
2024	18,755,000				
2025	19,286,000				
2026	19,850,000				
2027	20,840,000				
2028	21,885,000				
2029	22,975,000				
2030	24,125,000				

REDEMPTION PROVISIONS

The 2010B Bonds maturing on or after February 1, 2021* are subject to optional redemption prior to maturity on or after February 1, 2020* in whole or in part at any time at a redemption price of par plus accrued interest to the redemption date as set forth in “THE 2010B BONDS – Redemption Provisions” herein.

MANDATORY SINKING FUND REDEMPTION

Mandatory sinking fund redemption provisions will be included in the final Official Statement only if the successful bidder elects to combine, in accordance with the Notice of Sale, serial maturities into one or more term bonds. See “THE 2010B BONDS - Redemption Provisions - *Mandatory Sinking Fund Redemption*.”

EXTRAORDINARY OPTIONAL REDEMPTION

Extraordinary optional redemption will be applicable if the successful bidder elects to bid the 2010B Bonds as federally taxable Build America Bonds. See “THE 2010B BONDS - Redemption Provisions – *Extraordinary Optional Redemption*.”

*Preliminary, subject to change

COMMONWEALTH OF VIRGINIA OFFICIALS

GOVERNOR

ROBERT F. MCDONNELL

LIEUTENANT GOVERNOR

WILLIAM T. "BILL" BOLLING

ATTORNEY GENERAL

KENNETH T. CUCCINELLI II

SECRETARY OF FINANCE

RICHARD D. BROWN

STATE TREASURER

MANJU S. GANERIWALA

STATE COMPTROLLER

DAVID A. VON MOLL

DIRECTOR, DEPARTMENT OF

PLANNING & BUDGET

DANIEL S. TIMBERLAKE

ACTING STATE TAX COMMISSIONER

CRAIG M. BURNS

VIRGINIA COLLEGE BUILDING AUTHORITY

MEMBERS

CHAIRMAN

WILLIAM L. NUSBAUM

VICE CHAIRMAN

JOHN F. "JACK" CARTER II

TREASURER

MANJU S. GANERIWALA

VINOD B. AGARWAL
DANIEL S. TIMBERLAKE
JEFFERSON S. COOPER
ANDREW B. FOGARTY

JOSEPH S. TESTA
EDWARD VILLANUEVA
DAVID A. VON MOLL
ELAINE R. WILDE

STAFF

SECRETARY TO THE AUTHORITY

Director of Debt Management

EVELYN R. WHITLEY

ASSISTANT SECRETARY

TO THE AUTHORITY

Assistant Director of Debt Management

JANET A. AYLOR

Senior Public Finance Analyst

JEANINE A. BLACK

Financial Advisor

FIRST SOUTHWEST
New York, New York

Bond Counsel

TROUTMAN SANDERS LLP
Richmond, Virginia

Trustee/Paying Agent

THE BANK OF NEW YORK MELLON TRUST COMPANY, N.A.
Richmond, Virginia

No dealer, broker, salesman or other person has been authorized by the Authority or the Commonwealth to give any information or to make any representations with respect to the 2010B Bonds other than those contained in this Official Statement and, if given or made, such other information or representations must not be relied upon as having been authorized by any of the foregoing. This Official Statement does not constitute an offer to sell or the solicitation of any offer to buy, nor shall there be any sale of the 2010B Bonds by any person in any jurisdiction in which it is unlawful for such person to make such offer, solicitation or sale. This Official Statement is not to be construed as a contract or agreement between the Authority and the purchasers or owners of any of the 2010B Bonds.

The information herein is subject to change without notice, and neither the delivery of this Official Statement nor any sale made hereunder shall, under any circumstances, create any implication that there has been no change in the affairs of the Authority since the date hereof. Any statement in this Official Statement involving matters of opinion or estimates, whether or not expressly stated, are intended as such and not as representations of fact. No representation is made that any such opinion or estimates will be realized.

TABLE OF CONTENTS

	<u>Page</u>
INTRODUCTION	1
THE AUTHORITY	2
THE 21 ST CENTURY COLLEGE AND EQUIPMENT PROGRAMS	5
SOURCES AND USES OF PROCEEDS	5
SOURCES OF PAYMENT AND SECURITY FOR THE 2010B BONDS	5
THE 2010B BONDS	7
DEBT SERVICE REQUIREMENTS	13
THE AMENDED AND RESTATED PAYMENT AGREEMENT	13
THE MASTER INDENTURE	14
SALE AT COMPETITIVE BIDDING.....	17
RATINGS.....	17
LEGAL MATTERS	17
TAX MATTERS	18
PROVISION FOR CONTINUING DISCLOSURE.....	21
FINANCIAL ADVISOR.....	21
LITIGATION.....	21
LEGALITY FOR INVESTMENT AND SECURITY FOR PUBLIC DEPOSITS	22
MISCELLANEOUS.....	22
APPENDIX A - FINANCIAL STATEMENTS OF THE COMMONWEALTH FOR THE FISCAL YEAR ENDED JUNE 30, 2009	
APPENDIX B - COMMONWEALTH OF VIRGINIA--FINANCIAL AND OTHER INFORMATION	
APPENDIX C - COMMONWEALTH OF VIRGINIA--DEMOGRAPHIC AND ECONOMIC INFORMATION	
APPENDIX D - FORMS OF BOND COUNSEL OPINION	
APPENDIX E - FORMS OF CONTINUING DISCLOSURE AGREEMENTS	
APPENDIX F - NOTICE OF SALE	

This Official Statement in its entirety, including all appendices, is available by physical delivery from the Authority by arrangement between the Authority and i-Deal LLC by contacting the Authority at (804) 225-2142 or i-Deal LLC at (212) 404-8102 and via the Internet at www.i-dealprospectus.com.

\$337,495,000*
VIRGINIA COLLEGE BUILDING AUTHORITY
Educational Facilities Revenue Bonds
(21st Century College and Equipment Programs)
Series 2010B

INTRODUCTION

This introduction contains certain summary information regarding the 2010B Bonds, as herein defined, and is not a complete summary of the 2010B Bonds. Investors should read this entire Official Statement to obtain information necessary to the making of an informed decision.

The purpose of this Official Statement, including the cover pages and the Appendices, which is accessible via the Internet at www.i-dealprospectus.com, is to provide certain information relative to the Virginia College Building Authority (the "Authority") and the issuance of \$337,495,000* of its Educational Facilities Revenue Bonds (21st Century College and Equipment Programs), Series 2010B (the "2010B Bonds"). The Authority is issuing the 2010B Bonds to (i) finance certain capital projects at public institutions of higher education in the Commonwealth of Virginia and (ii) pay the costs of issuing the 2010B Bonds.

The Issuer

The Authority is authorized to issue bonds under the Act (as hereinafter defined). The Authority is a public body corporate and a political subdivision, agency and instrumentality of the Commonwealth of Virginia (the "Commonwealth") created by the Act. The Act generally authorizes the Authority to issue (i) bonds or notes and to use the proceeds thereof to finance capital projects at public institutions of higher education in the Commonwealth and (ii) refunding bonds to refund its previously issued bonds or notes. The Authority currently administers three financing programs, as described more fully in "**THE AUTHORITY**" herein. The Authority has no taxing power. The Authority is located at 101 North 14th Street, James Monroe Building, Third Floor, Richmond, Virginia 23219, its mailing address is P. O. Box 1879, Richmond, Virginia 23218-1879 and it may be reached by telephone at (804) 225-2142 and by facsimile at (804) 225-3187. See "**THE AUTHORITY**" herein.

Authorization

The 2010B Bonds will be issued pursuant to the Constitution of the Commonwealth, the Act, a resolution adopted by the Authority on September 13, 2010 and a resolution adopted by the Treasury Board of the Commonwealth (the "Treasury Board") on September 15, 2010. Issuance of the 2010B Bonds is subject to the approval of the Governor, as required by the Act.

The 2010B Bonds will be issued pursuant to a Master Indenture of Trust, dated as of December 1, 1996 (the "Original Master Indenture"), as amended and supplemented from time to time, including as supplemented by a Twentieth-Fourth Supplemental Indenture of Trust, dated as of October 1, 2010 (the "Twenty-Fourth Supplemental Indenture"), between the Authority and The Bank of New York Mellon Trust Company, N.A., as successor trustee (in such capacity, the "Trustee") and paying agent (in such capacity, the "Paying Agent"). Together, the Original Master Indenture, the Supplemental Indenture, and any previous or further supplements are referred to herein as the "Master Indenture." The bonds currently outstanding under the Master Indenture are collectively referred to as the "Prior Bonds." The 2010B Bonds will be the twenty-fourth series of parity bonds issued under the Master Indenture. The 2010B Bonds, the Prior Bonds, and all other Additional Bonds (as hereinafter defined) hereafter issued from time to time under and secured equally and ratably by the Master Indenture are the "Bonds" (as more fully described in "**THE MASTER INDENTURE**" herein).

*Preliminary, subject to change

The 2010B Bonds

The 2010B Bonds will be issued in the aggregate principal amount of \$329,535,000*, will be dated the date of their original issuance and delivery, and will mature on February 1 in the years and amounts set forth on the inside front cover page of this Official Statement. Interest will be payable semi-annually on August 1 and February 1, commencing August 1, 2011. The 2010B Bonds will be issued in registered form and will be held in a book-entry-only system of registration as described in "**THE 2010B BONDS--Book-Entry-Only System**" herein.

Authority Financing Program

The General Assembly has authorized, pursuant to the 21st Century College Program (as hereinafter defined) and other subsequent authorizing legislation, \$2,702,775,570 in capital projects for certain public institutions of higher education in the Commonwealth. In 1999, the Authority amended the Master Indenture to provide for the issuance, along with the bonds for the 21st Century College Program, of bonds for the Equipment Program (as hereinafter defined).

The Authority issues revenue bonds under Article X, Section 9(d) of the Virginia Constitution for projects that have been specifically authorized by the General Assembly. Since the Master Indenture's execution and delivery in 1996, the Authority previously has issued twenty-three series of bonds under it for the 21st Century College and Equipment Programs.

The financing structure provided for by the Master Indenture utilizes a single payment agreement between the Authority and the Treasury Board to provide for debt service payments on the Bonds. Payments under the Amended and Restated Payment Agreement (as hereinafter defined) are subject to General Assembly appropriations therefor. See "**THE MASTER INDENTURE**" and "**THE AMENDED AND RESTATED PAYMENT AGREEMENT**" herein.

Security for the 2010B Bonds

THE 2010B BONDS ARE LIMITED OBLIGATIONS OF THE AUTHORITY PAYABLE PRIMARILY FROM THE FUNDS ANTICIPATED TO BE APPROPRIATED FROM TIME TO TIME FOR SUCH PURPOSE BY THE GENERAL ASSEMBLY AND ARE NOT A DEBT, OR A PLEDGE OF THE FAITH AND CREDIT, OF THE COMMONWEALTH. NEITHER THE FAITH AND CREDIT NOR THE TAXING POWER OF THE COMMONWEALTH OR OF ANY POLITICAL SUBDIVISION THEREOF IS PLEDGED TO THE PAYMENT OF THE PRINCIPAL OF, PREMIUM, IF ANY, OR INTEREST ON THE 2010B BONDS. THE AUTHORITY HAS NO TAXING POWER. SEE "**SOURCES OF PAYMENT AND SECURITY FOR THE 2010B BONDS**" HEREIN.

Appendix A attached hereto contains the comprehensive financial statements of the Commonwealth for its fiscal year ending June 30, 2009. *Appendices B* and *C* attached hereto contain, respectively, certain financial and demographic/economic information pertaining to the Commonwealth.

THE AUTHORITY

The Authority is authorized to issue bonds, including refunding bonds, under the Virginia College Building Authority Act of 1966, Chapter 3.2, Title 23, Code of Virginia of 1950, as amended (the "Act"). The Authority is a public body corporate and a political subdivision, agency and instrumentality of the Commonwealth created by the Act. The Authority has no taxing power. The Authority is located at 101 North 14th Street, James Monroe Building, Third Floor, Richmond, Virginia 23219 and may be reached by telephone at (804) 225-2142 and by facsimile at (804) 225-3187.

The Act generally authorizes the Authority to issue its (i) bonds or notes and to use the proceeds thereof to finance capital projects and acquire equipment at institutions of higher education in the Commonwealth and (ii) refunding bonds to refund such bonds and notes. The Authority currently administers three financing programs as summarized below.

*Preliminary, subject to change

21st Century College and Equipment Programs

The General Assembly created the 21st Century College Program (as hereinafter defined) in the 1996 Session and, under such legislation and other subsequent authorizing legislation, has authorized \$2,702,775,570 of certain designated capital projects (the "21st Century College Projects") for public institutions of higher education in the Commonwealth to be financed with bonds issued by the Authority under the Master Indenture, as further described hereinafter in "**THE 21st CENTURY COLLEGE AND EQUIPMENT PROGRAMS**" herein. As of this date, the Authority has issued \$1,971,505,000 in Bonds for the 21st Century College Projects, including refunding bonds, of which \$1,415,525,000 is currently outstanding.

Since 1986, the Authority has operated an equipment program to provide instructional and research equipment to public institutions of higher education. Starting in 1999, the Authority has been authorized annually to finance directly the institutions' purchase of equipment (the "Equipment Program"), and has issued its bonds on a composite basis for the 21st Century College Program and the Equipment Program under the Master Indenture. The 2009 equipment allocation is described in "**THE 21st CENTURY COLLEGE AND EQUIPMENT PROGRAMS**" herein. Since the legislative changes in 1999, \$590,460,000 in Bonds allocable to the Equipment Program have been issued. Of that amount, \$185,655,000 is currently outstanding.

Pooled Bond Program

The Authority's Public Higher Education Financing Program (the "Pooled Bond Program") began in 1996. The Pooled Bond Program allows the Authority to issue bonds and to use the proceeds to purchase obligations (notes) of public institutions of higher education. Proceeds of the notes are used by the institution to finance or refinance capital projects approved by the General Assembly. Participating institutions pledge their general revenues as security for the debt obligations purchased by the Authority. An additional security mechanism allows the Authority to intercept appropriations from the Commonwealth to the institution in the event the institution fails to pay on its obligations to the Authority. To date \$1,914,240,000 has been issued under the Pooled Bond Program of which \$1,417,360,000 remains outstanding.

Private College Program

Under the Educational Facilities Authority Act (Chapter 3.3, Title 23, Code of Virginia of 1950, as amended (the "Virginia Code")), the Authority is also authorized to exercise its powers to issue bonds and notes thereunder to finance educational facilities projects through loans to private, nonprofit institutions of higher education within the Commonwealth whose primary purpose is to provide collegiate or graduate education and not to provide religious training or theological education, and to refund outstanding bonds and notes. Such bonds are revenue bonds payable primarily from loan repayments made by the respective private, nonprofit institutions of higher education. As of June 30, 2009, \$532,530,000 of such obligations were outstanding under this program.

Authority Members

The Authority consists of the State Treasurer, the State Comptroller, the Director of the Department of Planning and Budget of the Commonwealth, the Executive Director of the State Council of Higher Education for Virginia and seven additional members appointed for four-year terms by the Governor of Virginia and subject to confirmation by the General Assembly. The officers and members of the Authority are:

Officers:

William L. Nusbaum, Chairman
John F. "Jack" Carter II, Vice Chairman
Manju S. Ganeriwala, Treasurer
Evelyn R. Whitley, Secretary
Janet A. Aylor, Assistant Secretary

Members:

<u>NAME</u>	<u>TERM</u>	<u>OCCUPATION</u>
Manju S. Ganeriwala	ex officio	State Treasurer, Commonwealth of Virginia
David A. Von Moll	ex officio	State Comptroller, Commonwealth of Virginia
Daniel S. Timberlake	ex officio	Director, Department of Planning and Budget, Commonwealth of Virginia
Andrew B. Fogarty	ex officio	Interim Executive Director, State Council of Higher Education for Virginia, Commonwealth of Virginia
William L. Nusbaum	June 30, 2010*	Attorney, Williams Mullen Norfolk, Virginia
John F. "Jack" Carter II	June 30, 2010*	Attorney, The Carter Law Office, Virginia Beach, Virginia
Vinod B. Agarwal	June 30, 2012	Chairman, Department of Economics, Old Dominion University Norfolk, Virginia
Jefferson S. Cooper	June 30, 2012	Owner and Vice President, Cooper Realty, Inc. Norfolk, Virginia
Joseph S. Testa	June 30, 2013	Vice President, State Government Relations, American Express McLean, Virginia
Edward Villanueva	June 30, 2010*	Retired, Financial Executive Richmond, Virginia
Elaine R. Wilde	June 30, 2010*	Divisional Vice President, Public Sector Eastman Kodak Company Washington, D. C.

*Members with expired terms serve until replacement is appointment.

THE 21ST CENTURY COLLEGE AND EQUIPMENT PROGRAMS

The 2010B Bonds are bonds for the 21st Century College and Equipment Programs. Payments of principal and interest on the 2010B Bonds in any fiscal year are payable from appropriations to be made by the General Assembly.

Chapter 912 of the 1996 Virginia Acts of Assembly (Item C-7.10) established a financing program entitled the 21st Century College Trust Fund, since referred to as the 21st Century College Program (the "21st Century College Program"), pursuant to which and to subsequent legislation, the Authority has been authorized to provide financing for 21st Century College Projects at public institutions of higher education in the Commonwealth. See **"THE AUTHORITY – 21st Century College and Equipment Programs"** herein. In previous years, the following Chapters of the Virginia Acts of Assembly in the specified years authorizes the Authority to issue bonds to finance all or any portion of the costs of certain capital projects at specified public institutions of higher education in the Commonwealth:

<u>Chapter Number</u>	<u>Acts of Assembly Year</u>	<u>Amount</u>
912	1996	\$ 163,000,000
1072	2000	2,413,000
814	2002	206,392,431
887	2002	174,198,996
1042	2003	71,825,943
4	2004 Special Session I	191,989,765
847	2007	41,000,000
879	2008	450,156,373
1	2008 Special Session I	1,023,593,000
781	2009	378,206,062

Since 1986, the Authority has operated an equipment program to provide instructional and research equipment to state supported institutions of higher education. Prior to 1999, the Authority purchased and leased such equipment to such institutions. Since 1999, the Equipment Program contains no requirement for leases, and authorizes bonds issued to finance such equipment, which will be owned by institutions of higher education, which may be sold and issued at the same time with other obligations of the Authority. See **"THE AUTHORITY – 21st Century College and Equipment Programs"** herein.

SOURCES AND USES OF PROCEEDS

The following table sets forth estimates of the sources and uses of the proceeds of the 2010B Bonds.

Sources

Par Amount of 2010B Bonds.....	\$ _____
Net Original [Issue Premium/Discount].....	_____
Total Sources of Funds	\$ _____

Uses

Construction of 21 st Century College Projects.....	\$ _____
Costs of Issuance and Underwriters' Discount.....	_____
Total Uses of Funds	\$ _____

SOURCES OF PAYMENT AND SECURITY FOR THE 2010B BONDS

THE 2010B BONDS ARE LIMITED OBLIGATIONS OF THE AUTHORITY PAYABLE PRIMARILY FROM FUNDS APPROPRIATED FROM TIME TO TIME FOR SUCH PURPOSE BY THE GENERAL ASSEMBLY, WHICH IS UNDER NO LEGAL OBLIGATION TO MAKE SUCH APPROPRIATION. THE 2010B BONDS ARE NOT A DEBT OF THE COMMONWEALTH OR OF ANY POLITICAL SUBDIVISION THEREOF, OTHER THAN THE AUTHORITY. NEITHER THE FAITH

AND CREDIT NOR THE TAXING POWER OF THE COMMONWEALTH OR OF ANY POLITICAL SUBDIVISION THEREOF IS PLEDGED TO THE PAYMENT OF THE PRINCIPAL OF, PREMIUM, IF ANY, OR INTEREST ON THE 2010B BONDS. THE AUTHORITY HAS NO TAXING POWER.

The revenues, receipts and funds pledged to the payment of all of the Bonds, including the 2010B Bonds, are as follows: (i) amounts on deposit from time to time in the funds and accounts created under the Master Indenture (except any amounts on deposit in the Rebate Fund); (ii) amounts, if any, appropriated by the General Assembly to the Treasury Board and forwarded by the Treasury Board to the Authority, in accordance with the provisions of the Amended and Restated Payment Agreement (as defined herein) for the payment of debt service on the Bonds; and (iii) other property of any kind from time to time pledged to the payment of the Bonds (together the "Trust Estate"). The General Assembly has no legal obligation to make appropriations for the payment of debt service on the Bonds.

The 2010B Bonds represent the twenty-fourth series of Bonds issued under the Master Indenture. The Master Indenture authorizes the issuance of Additional Bonds upon the terms and conditions set forth in the Master Indenture. As to the security listed above, the 2010B Bonds will be secured equally and ratably with the outstanding Prior Bonds and any Additional Bonds. See **"THE MASTER INDENTURE"** herein.

Although the Master Indenture permits any series of Bonds to be additionally secured by certain types of credit or liquidity support, **there is no credit or liquidity facility for the 2010B Bonds.** Furthermore, although the Master Indenture permits the creation of a debt service reserve fund to secure any series of Bonds, **there is no debt service reserve fund for the 2010B Bonds.**

Payment Agreement

The Authority and the Treasury Board have entered into an Amended and Restated Payment Agreement that provides, among other things, the procedures for specifying the amount of funds required to pay debt service due or expected to become due on the Bonds (including certain administrative expenses and rebate amounts), requesting General Assembly appropriation of funds sufficient to pay such amounts, and paying such amounts. The Amended and Restated Payment Agreement requires the Authority and the Treasury Board to use their best efforts to have (a) the Governor include, among other things, the amount so specified in each biennial or any supplemental budget of the Commonwealth and (b) the General Assembly appropriate the amount requested by the Governor. Once the amounts for debt service on the Bonds are appropriated by the General Assembly, the Authority and the Treasury Board are required under the Amended and Restated Payment Agreement to process the necessary requisitions and documents for payment to the Trustee of debt service on the Bonds and any other amounts required by the Master Indenture, including certain administrative expenses and rebate amounts. See **"THE AMENDED AND RESTATED PAYMENT AGREEMENT"** herein.

The Commonwealth never has failed to perform its obligations to budget, appropriate and pay pursuant to the Amended and Restated Payment Agreement or any similar agreement whereby the Commonwealth and its officers are bound to exercise their best efforts to budget and appropriate amounts sufficient to pay debt service when due.

Appropriation Procedures

The Amended and Restated Payment Agreement requires the Authority to deliver annually by December 1 to the Governor and the Director of the Department of Planning and Budget of the Commonwealth a statement setting forth the amount of debt service due or expected to become due on the Bonds for the next succeeding fiscal or biennial period. The Amended and Restated Payment Agreement requires the Authority and the Treasury Board, acting as Fiscal Agent on behalf of the Authority, to use its best efforts to have (1) the Governor include such amount in the biennial or any supplemental budget of the Commonwealth, and (2) the General Assembly appropriate such amount.

The General Assembly's current practice is to make a single direct appropriation to the Treasury Board for certain Commonwealth-related debt service obligations, including the Commonwealth's general obligation bonds, all

bonds issued by the Authority, and certain other obligations with respect to the Commonwealth. Although there is no legal requirement that debt service on the Authority's bonds be included with other Commonwealth debt obligations in a single appropriation, the Authority currently anticipates that all debt service for Authority bonds would be contained in the same appropriation. The portion of any appropriation consisting of payments under the Amended and Restated Payment Agreement will be assigned directly to the Trustee for the payment of debt service on outstanding Bonds.

To the extent that the payments under the Amended and Restated Payment Agreement included in the Commonwealth's budget are appropriated by the General Assembly and approved by the Governor, the Fiscal Agent is obligated under the Amended and Restated Payment Agreement to pay amounts due under the Master Indenture to the Trustee.

The General Assembly is not required, and is under no legal obligation, to make an appropriation for any amount or payment under the Amended and Restated Payment Agreement or otherwise in respect of any Bonds. The General Assembly, however, has never failed to make an appropriation to the Authority for payment of debt service on the Authority's bonds.

Additional Bonds

The Authority may issue Additional Bonds to undertake additional projects or additional portions of ongoing projects. See "**THE AUTHORITY**" herein. Any Additional Bonds issued by the Authority will be equally and ratably secured and payable pursuant to the Master Indenture with the 2010B Bonds and the outstanding Prior Bonds. See "**THE MASTER INDENTURE**" herein.

Information Pertaining to Commonwealth

Appendix A attached hereto contains the comprehensive financial statements of the Commonwealth for its fiscal year ended June 30, 2009. *Appendices B* and *C* attached hereto contain, respectively, certain financial and demographic/economic information pertaining to the Commonwealth.

THE 2010B BONDS

General

The 2010B Bonds will be issued as fully registered bonds in book-entry form in the principal amounts set forth on the inside front cover page of this Official Statement. The 2010B Bonds will be dated the date of their original issuance and delivery and will be issued in denominations of \$5,000 or any integral multiples thereof and will be registered in the name of The Depository Trust Company, New York, New York ("DTC"), or its nominee, as securities depository. Interest on the 2010B Bonds will be calculated on a 30/360 basis at the rates, and the 2010B Bonds will mature on the dates and in the amounts as set forth on the inside front cover page of this Official Statement. Interest on the 2010B Bonds will be payable on February 1 and August 1 of each year, commencing August 1, 2011. Payments will be made to the bondholders shown as owners on the registration books kept by the Trustee on the 15th day of the month preceding each interest payment date.

Book-Entry-Only System

The description that follows of the procedures and recordkeeping with respect to beneficial ownership interests in the 2010B Bonds, payments of redemption proceeds, distributions, and dividend payments on the 2010B Bonds to DTC its nominee, Direct and Indirect Participants (as defined below) or Beneficial Owners, confirmation and transfer of beneficial ownership interests in the 2010B Bonds and other bond-related transactions by and between DTC, Direct and Indirect Participants and Beneficial Owners is based solely on information furnished by DTC. None of the Authority, the Commonwealth, the Trustee or the Underwriters assume any responsibility for the accuracy or adequacy of the information included in such description.

DTC will act as securities depository for the 2010B Bonds. The 2010B Bonds will be issued as fully-registered securities registered in the name of Cede & Co. (DTC's partnership nominee) or such other name as may be requested by an authorized representative of DTC. One fully-registered 2010B Bond certificate will be issued for each maturity of the 2010B Bonds, each in the aggregate principal amount of such maturity, and will be deposited with DTC.

DTC, the world's largest securities depository, is a limited-purpose trust company organized under the New York Banking Law, a "banking organization" within the meaning of the New York Banking Law, a member of the Federal Reserve System, a "clearing corporation" within the meaning of the New York Uniform Commercial Code, and a "clearing agency" registered pursuant to the provisions of Section 17A of the Securities Exchange Act of 1934. DTC holds and provides asset servicing for over 3.5 million issues of U.S. and non-U.S. equity issues, corporate and municipal debt issues, and money market instruments (from over 100 countries) that DTC's participants ("Direct Participants") deposit with DTC. DTC also facilitates the post-trade settlement among Direct Participants of sales and other securities transactions in deposited securities, through electronic computerized book-entry transfers and pledges between Direct Participants' accounts. This eliminates the need for physical movement of securities certificates. Direct Participants include both U.S. and non-U.S. securities brokers and dealers, banks, trust companies, clearing corporations, and certain other organizations. DTC is a wholly-owned subsidiary of The Depository Trust & Clearing Corporation ("DTCC"). DTCC is the holding company for DTC, National Securities Clearing Corporation and Fixed Income Clearing Corporation, all of which are registered clearing agencies. DTCC is owned by the users of its regulated subsidiaries. Access to the DTC system is also available to others such as both U.S. and non-U.S. securities brokers and dealers, banks, trust companies, and clearing corporations that clear through or maintain a custodial relationship with a Direct Participant, either directly or indirectly ("Indirect Participants"). DTC has Standard & Poor's highest rating: AAA. The DTC Rules applicable to its Participants are on file with the Securities and Exchange Commission. More information about DTC can be found at www.dtcc.com and www.dtc.org.

Purchases of the 2010B Bonds under the DTC system must be made by or through Direct Participants, which will receive a credit for the 2010B Bonds on DTC's records. The ownership interest of each actual purchaser of each 2010B Bond ("Beneficial Owner") is in turn to be recorded on the Direct and Indirect Participants' records. Beneficial Owners will not receive written confirmation from DTC of their purchase. Beneficial Owners are, however, expected to receive written confirmation providing details of the transaction, as well as periodic statements of their holdings, from the Direct or Indirect Participant through which the Beneficial Owner entered into the transaction. Transfers of ownership interests in the 2010B Bonds are to be accomplished by entries made on the books of Direct and Indirect Participants acting on behalf of Beneficial Owners. Beneficial Owners will not receive certificates representing their ownership interests in the 2010B Bonds, except in the event that use of the book-entry system for the 2010B Bonds is discontinued.

To facilitate subsequent transfers, all 2010B Bonds deposited by Direct Participants with DTC are registered in the name of DTC's partnership nominee, Cede & Co., or such other name as may be requested by an authorized representative of DTC. The deposit of 2010B Bonds with DTC and their registration in the name of Cede & Co. or such other DTC nominee do not effect any change in beneficial ownership. DTC has no knowledge of the actual Beneficial Owners of the 2010B Bonds; DTC's records reflect only the identity of the Direct Participants to whose accounts such 2010B Bonds are credited, which may or may not be the Beneficial Owners. The Direct and Indirect Participants will remain responsible for keeping account of their holdings on behalf of their customers.

Conveyance of notices and other communications by DTC to Direct Participants, by Direct Participants to Indirect Participants, and by Direct Participants and Indirect Participants to Beneficial Owners will be governed by arrangements among them, subject to any statutory or regulatory requirements as may be in effect from time to time. Beneficial Owners of the 2010B Bonds may wish to take certain steps to augment transmission to them of notices of significant events with respect to the 2010B Bonds, such as redemptions, tenders, defaults and proposed amendments to the 2010B Bond documents. For example, Beneficial Owners of the 2010B Bonds may wish to ascertain that the nominee holding the 2010B Bonds for their benefit has agreed to obtain and transmit notices to Beneficial Owners. In the alternative, Beneficial Owners may wish to provide their names and addresses to the registrar and request that copies of the notices be provided directly to them.

Redemption notices shall be sent to DTC. If less than all of the 2010B Bonds within a maturity are being redeemed, DTC's practice is to determine by lot the amount of the interest of each Direct Participant in such maturity to be redeemed.

Neither DTC nor Cede & Co. (nor any other DTC nominee) will consent or vote with respect to the 2010B Bonds unless authorized by a Direct Participant in accordance with DTC's MMI Procedures. Under its usual procedures, DTC mails an Omnibus Proxy to the Authority as soon as possible after the record date. The Omnibus Proxy assigns Cede & Co.'s consenting or voting rights to those Direct Participants to whose accounts the 2010B Bonds are credited on the record date (identified in a listing attached to the Omnibus Proxy).

Redemption proceeds, distributions, and dividend payments on the 2010B Bonds will be made to Cede & Co. or such other nominee as may be requested by an authorized representative of DTC. DTC's practice is to credit Direct Participants' accounts upon DTC's receipt of funds and corresponding detail information from the Authority or the Trustee, on payable date in accordance with their respective holdings shown on DTC's records. Payments by Participants to Beneficial Owners will be governed by standing instructions and customary practices, as is the case with securities held for the accounts of customers in bearer form or registered in "street name," and will be the responsibility of such Participant and not of DTC, the Trustee, or the Authority, subject to any statutory or regulatory requirements as may be in effect from time to time. Payment of redemption proceeds, distributions, and dividend payments to Cede & Co. (or such other nominee as may be requested by an authorized representative of DTC) is the responsibility of the Authority or the Trustee, disbursement of such payments to Direct Participants will be the responsibility of DTC, and disbursement of such payments to the Beneficial Owners will be the responsibility of Direct and Indirect Participants. **THE AUTHORITY AND THE COMMONWEALTH CAN GIVE NO ASSURANCES THAT DIRECT AND INDIRECT PARTICIPANTS WILL PROMPTLY TRANSFER PAYMENT TO BENEFICIAL OWNERS.**

DTC may discontinue providing its services as depository with respect to the 2010B Bonds at any time by giving reasonable notice to the Authority or the Trustee. Under such circumstances, in the event that a successor depository is not obtained, 2010B Bond certificates are required to be printed and delivered.

The Authority may decide to discontinue use of the system of book-entry-only transfers through DTC (or a successor securities depository). In that event, 2010B Bond certificates will be printed and delivered to DTC.

The foregoing information concerning DTC and DTC's book-entry system has been obtained from sources that the Authority believes to be reliable. None of the Authority, the Commonwealth, the Trustee or the Underwriters takes any responsibility for the accuracy thereof.

BECAUSE DTC IS TREATED AS THE OWNER OF THE BONDS FOR SUBSTANTIALLY ALL PURPOSES UNDER THE MASTER INDENTURE, BENEFICIAL OWNERS MAY HAVE A RESTRICTED ABILITY TO INFLUENCE IN A TIMELY FASHION REMEDIAL ACTION OR THE GIVING OR WITHHOLDING OF REQUESTED CONSENTS OR OTHER DIRECTIONS. IN ADDITION, BECAUSE THE IDENTITY OF BENEFICIAL OWNERS IS UNKNOWN TO THE AUTHORITY, THE COMMONWEALTH OR DTC, IT MAY BE DIFFICULT TO TRANSMIT INFORMATION OF POTENTIAL INTEREST TO BENEFICIAL OWNERS IN AN EFFECTIVE AND TIMELY MANNER. BENEFICIAL OWNERS SHOULD MAKE APPROPRIATE ARRANGEMENTS WITH THEIR BROKER OR DEALER REGARDING DISTRIBUTION OF INFORMATION REGARDING THE 2010B BONDS THAT MAY BE TRANSMITTED BY OR THROUGH DTC.

So long as Cede & Co., as nominee for DTC, is the sole bondholder, the Authority and the Trustee shall treat Cede & Co. as the only bondholder for all purposes under the Master Indenture, including receipt of all redemption proceeds, distributions, and dividend payments on the 2010B Bonds, receipt of notices, voting and requesting or directing the Authority and the Trustee to take or not to take, or consenting to, certain actions under the Master Indenture.

The Authority and the Trustee have no responsibility or obligation to the Direct and Indirect Participants or the Beneficial Owners with respect to (a) the accuracy of any records maintained by DTC or any Direct or Indirect Participant; (b) the payment by any Direct or Indirect Participant of any amount due

to any Beneficial Owner in respect of the redemption proceeds, distributions, and dividend payments on the 2010B Bonds in the sending of any transaction statements; (c) the delivery or timeliness of delivery by DTC or any participant of any notice to any Beneficial Owner which is required or permitted under the terms of the Master Indenture to be given to bondholders; (d) the selection of the Beneficial Owners to receive payments upon any partial redemption of the 2010B Bonds, or (e) other action taken by DTC or Cede & Co. as bondholder, including the effectiveness of any action taken pursuant to an Omnibus Proxy.

The Authority or the Trustee may enter into amendments to the agreement with DTC or successor agreements with a successor securities depository, relating to the book-entry system to be maintained with respect to the 2010B Bonds without the consent of Beneficial Owners or bondholders.

Use of Certain Terms in Other Sections of this Official Statement. In reading this Official Statement it should be understood while the 2010B Bonds are in the book-entry-system, references in other sections of this Official Statement to registered owners should be read to include the person for which the Participant acquires an interest in the 2010B Bonds, but (i) all rights of ownership must be exercised through DTC and the book-entry-only system, and (ii) except as described above, notices that are to be given to registered owners under the Master Indenture will be given only to DTC.

[2010B Bonds Issued as Federally Taxable Build America Bonds]

Designation. At the time of sale, the Authority will determine whether to issue the 2010B Bonds as one series of tax-exempt bonds (the "Tax-Exempt Bonds"), as one series of federally taxable "Build America Bonds" (the "Taxable BABs") under Section 54AA(g) of the Internal Revenue Code of 1986, as amended (the "Code"), which was added by the provisions of the American Recovery and Reinvestment Tax Act of 2009 or a combination thereof. The final Official Statement will describe the manner of issuance of the 2010B Bonds. A Taxable BAB a "qualified bond" under Section 54AA(g) of the Code if it meets certain requirements of the Code and the related Regulations of the United States Department of the Treasury (the "Treasury Department") and the issuer has made an irrevocable election to have the special rule for "qualified bonds" apply. Interest on Taxable BABs not excludable from gross income for purposes of federal income taxation, and owners of Taxable BABs will not receive any tax credits as a result of ownership of such Taxable BABs when an issuer has elected to receive the Interest Subsidy Payment described below.

Interest Subsidy Payments. Section 54AA(g) of the Code authorizes an issuer of a Taxable BAB or any person who makes interest payments in respect of a Taxable BAB to receive a refundable credit under Section 6431 of the Code (the "Interest Subsidy Payment"). Section 6431(b) requires the Secretary of the United States Treasury to pay (contemporaneously with each interest payment date under a Taxable BAB) to the issuer of such bond 35% of the interest payable under such bond on such date.

Sections 54AA(g) and 6431 of the Code contain a number of requirements that must be satisfied in order for the Taxable BABs to qualify as and remain Taxable BABs. In particular, the Taxable BABs must qualify as bonds the interest on which would (but for Section 54AA(g)) be excludable from gross income for federal income tax purposes under Section 103 of the Code. The Authority must satisfy a number of requirements after the issuance of the Taxable BABs in order that the interest on the Taxable BABs would (but for Section 54AA(g)) be excludable from gross income for purposes of federal income taxation. These requirements include, by way of example and not limitation, restrictions on the use, expenditure and investment of the proceeds of the Taxable BABs and the use of the property financed by the Taxable BABs, limitations on the source of the payment of and the security for the Taxable BABs, and the obligation to rebate certain excess earnings on the gross proceeds of the Taxable BABs to the Treasury Department. The tax compliance agreement related to the Taxable BABs contains covenants under which the Authority has agreed to comply with such requirements. Failure by the Authority to comply with the covenants could cause the Authority to lose its right to receive the credit retroactively to the date of issue of the Taxable BABs and even to be forced to repay credits previously received.

In order for the Authority to receive the refundable credit, the Authority must file Internal Revenue Service ("IRS") IRS Form 8038-CP with respect to each interest payment date on the Taxable BABs within the time periods and otherwise in accordance with IRS Notice 2009-26 and any applicable successor guidance. In general, the refundable

credits for Taxable BABs under Section 6431 of the Code are treated as overpayments of tax. Accordingly, rules relating to overpayments of tax, such as credits against liabilities in respect of an internal revenue tax and offsets under Section 6402, interest on overpayments of tax under Section 6611, and limitations on credits or refunds of overpayments of tax under Section 6511 also apply to credit payments with respect to Taxable BABs under Section 6431.

The Interest Subsidy Payments to be received by the Authority are not pledged as security for or a source of payment of the principal of or premium, if any, or interest on the Taxable BABs.

Optional Redemption – 2010B Bonds Issued as Tax-Exempt Bonds

The 2010B Bonds issued as Tax-Exempt Bonds and maturing on or before February 1, 2020*, will not be subject to optional redemption. The 2010B Bonds issued as Tax-Exempt Bonds and maturing on or after February 1, 2021*, will be subject to optional redemption in whole or in part at any time on and after February 1, 2020*, at par plus interest accrued thereon to the date fixed for redemption.

Optional Redemption – 2010B Bonds Issued as Federally Taxable Build America Bonds

The 2010B Bonds issued as Taxable BABs are subject to redemption at the option of the Authority, in whole or in part, on any business day, at the Make-Whole Redemption Price (as defined herein). The “Make-Whole Redemption Price” is the greater of (i) the issue price of the Taxable BABs, as set forth on the inside cover page of this Official Statement, but in no event less than 100% of the principal amount of the Taxable BABs to be redeemed or (ii) the sum of the present value of the remaining scheduled payments of principal and interest on the Taxable BABs to be redeemed, not including any portion of those payments of interest accrued and unpaid as of the date on which the Taxable BABs are to be redeemed, discounted to the date on which the Taxable BABs are to be redeemed on a semi-annual basis, assuming a 360-day year consisting of 12 months of 30 days each, at the Treasury Rate (defined below) plus 25 basis points, plus, in each case, accrued and unpaid interest on the Taxable BABs to be redeemed on the redemption date.

For purposes of the determining the Make-Whole Redemption Price, the following definition of the term “Treasury Rate” applies:

“Treasury Rate” means, with respect to any redemption date for a particular Taxable BABs, the yield to maturity as of such redemption date of United State Treasury securities with a constant maturity (as compiled and published in the most recent Federal Reserve Statistical Release H.15 (519) that has become publicly available at least two business days, but no more than 45 calendar days, prior to the redemption date (excluding inflation indexed securities or, if such Statistical Release is no longer published, any publicly available source of similar market data) most nearly equal to the period from the redemption date to the maturity date of the Taxable BABs to be redeemed; provided, that if the period from the redemption date to such maturity date is less than one year, the weekly average yield on actually traded United State Treasury securities

Extraordinary Optional Redemption for the 2010B Bonds Issued as Federally Taxable Build America Bonds

The 2010B Bonds issued as Taxable BABs will be subject to redemption in whole or in part at any time at the option of the Authority upon the occurrence of an Extraordinary Event, as defined below, at a redemption price (the “Extraordinary Optional Redemption Price”) equal to the greater of:

- (1) 100% of the principal amount of such Taxable BABs to be redeemed; or
- (2) the sum of the present value of the remaining scheduled payments of principal and interest to the maturity date of such Taxable BABs to be redeemed, not including any portion of those payments of interest accrued and unpaid as of the date on which such Taxable BABs are to be redeemed, discounted to the date on which such Taxable BABs are to be redeemed on a semi-annual basis, assuming a 360-day year consisting of 12 months of 30 days each, at the Treasury Rate (described below), plus 100 basis points; plus, in each case, accrued interest on such Taxable BABs to be redeemed to the redemption date.

* Preliminary, subject to change.

For purposes of calculating the Extraordinary Optional Redemption Price, the term “Treasury Rate” shall have the same meaning set forth under the subheading “Optional Redemption – 2010B Bonds Issued as Federally Taxable Build America Bonds” above.

An “Extraordinary Event” will have occurred if the Authority determines that a material adverse change has occurred to Section 54AA or 6431 of the Code (as such Sections were added by Section 1531 of the Recovery Act, pertaining to “Build America Bonds”) or there is any guidance published by the Internal Revenue Service or the United States Department of the Treasury with respect to such Sections or any other determination by the Internal Revenue Service or the United States Department of the Treasury, which determination is not the result of any act or omission by the Authority to satisfy the requirements to qualify to receive the 35% cash subsidy payment from the United States Department of the Treasury, pursuant to which the Authority's 35% cash subsidy payment from the United States Department of the Treasury is reduced or eliminated.

Selection of 2010B Bonds for Redemption

If less than all of the 2010B Bonds are called for optional redemption, the maturities of the 2010B Bonds to be redeemed will be called in such order as a Board Representative (as defined below) may determine. For the 2010B Bonds issued and sold as Tax-Exempt Bonds, if less than all of the 2010B Bonds of any maturity are called for optional or mandatory redemption, the 2010B Bonds to be redeemed will be selected by DTC, as hereafter defined, or any successor securities depository pursuant to its rules and procedures or, if the book-entry system is discontinued, will be selected by the Trustee by lot in such manner as the Trustee in its discretion may determine. In either event, each portion of \$5,000 principal amount shall be counted as one Bond for such purpose.

For the 2010B Bonds issued and sold as Taxable BABs, if less than all of any maturity of such 2010B Bonds will be called for redemption, the particular 2010B Bonds to be redeemed will be selected on a pro-rata basis. With respect to such 2010B Bonds sold, “pro rata” is determined, in connection with any mandatory sinking fund redemption or any optional redemption in part, by multiplying the principal amount of the 2010B Bonds of such maturity to be redeemed on the applicable redemption date by a fraction, the numerator of which is equal to the principal amount of the Bond of such maturity owned by the registered owner, and the denominator of which is equal to the total amount of the 2010B Bonds of such maturity then outstanding immediately prior to such redemption date, and then rounding the product down to the next lower integral multiple of \$5,000; provided that the portion of any Bonds to be redeemed are required to be in authorized denominations and all 2010B Bonds of a maturity to remain outstanding following any redemption are required to be in authorized denominations. If the 2010B Bonds are in book-entry form at the time of such redemption, the Trustee will instruct DTC to instruct the DTC participants to select the specific 2010B Bonds for redemption on a pro rata basis among Beneficial Owners, and neither the Authority nor the Trustee shall have any responsibility to ensure that DTC or the DTC participants properly select such 2010B Bonds for redemption.

DEBT SERVICE REQUIREMENTS

The following table sets forth the debt service requirements for all Bonds that will be outstanding as of the issuance of the 2010B Bonds on a fiscal year basis through fiscal year 2030.

Fiscal Year	Outstanding Master Indenture Debt Service ^{(1) (2)}	2010B Bonds		Fiscal Year Debt Service	Total Fiscal Year Debt Service
		Principal	Interest		
2011 ⁽³⁾	\$191,557,778				
2012	176,343,451				
2013	157,453,016				
2014	157,098,799				
2015	161,405,388				
2016	152,838,595				
2017	152,648,925				
2018	130,713,927				
2019	116,076,492				
2020	114,369,892				
2021	112,882,270				
2022	111,047,367				
2023	104,305,011				
2024	95,517,511				
2025	84,558,631				
2026	78,990,348				
2027	68,951,131				
2028	64,736,406				
2029	56,716,781				
2030	32,671,462				
Total ⁽⁴⁾	\$2,320,883,185				

- (1) The outstanding Master Indenture debt service reflects the Authority's current expectation to optionally redeem \$111,235,000 of the outstanding principal amount of the Authority's Variable Rate Educational Facilities Revenue Bonds (21st Century College and Equipment Programs), Series 2006B and Series 2006C (the "Variable Rate Bonds") in accordance with a pre-determined schedule. HOWEVER, THE AUTHORITY IS UNDER NO LEGAL OBLIGATION TO REDEEM THE VARIABLE RATE BONDS ON SUCH SCHEDULE, AND ANY OPTIONAL REDEMPTION OF THE VARIABLE RATE BONDS IS SUBJECT TO CERTAIN CONDITIONS, INCLUDING THE AVAILABILITY OF APPROPRIATED AMOUNTS FOR SUCH PURPOSE.
- (2) Interest on the Variable Rate Bonds is estimated based on the assumed rate of 4.00% per annum.
- (3) The fiscal year 2011 row represents all debt service payable from July 1, 2010 through June 30, 2011.
- (4) Totals may not add due to rounding.

THE AMENDED AND RESTATED PAYMENT AGREEMENT

In addition to the information presented in "**SOURCES OF PAYMENT AND SECURITY FOR THE 2010B BONDS**" herein, the following summarizes certain provisions of the Amended and Restated Payment Agreement entered into between the Authority and the Treasury Board and dated as of June 1, 1999 (the "Amended and Restated Payment Agreement") which amended, restated and replaced the Payment Agreement dated as of December 1, 1996 between the Authority and the Treasury Board. This summary does not purport to be comprehensive or definitive and is qualified by reference to the Amended and Restated Payment Agreement in its entirety, copies of which may be obtained at the offices of the Treasury Board, the Trustee or the Authority.

The Amended and Restated Payment Agreement requires the Authority to deliver annually by December 1 to the Governor and the Director of the Department of Planning and Budget of the Commonwealth a statement of the amount of principal and interest coming due or expected to be coming due on the Bonds and all other amounts required to be paid under the Master Indenture, including administrative expenses and rebate amounts during the next succeeding fiscal or biennial period, as applicable, and to request that the Governor include in his budget to be delivered to the next session of the General Assembly a provision that there be appropriated such amount for such purpose from legally available funds.

The Authority will use its best efforts to have (i) the Governor include in each biennial or any supplemental budget he presents to the General Assembly the amounts so requested, and (ii) the General Assembly, appropriate and reappropriate, as applicable, such amounts.

The Treasury Board will use its best efforts to have (i) the Governor include in each biennial or supplemental budget he presents to the General Assembly the amounts described above, and (ii) the General Assembly appropriate such amounts.

The Authority will provide to the Treasury Board, by January 1 and July 1 of each year, all required requisitions and documents and take all actions necessary to have paid to the Treasury Board from legally available funds and all amounts due to the Treasury Board under the Amended and Restated Payment Agreement, and to request the Treasury Board to make such payment to the Trustee.

The Treasury Board will use its best efforts to obtain by January 1 and July 1 of each year the appropriate requisitions and documents needed from the Authority to make all payments due under the Master Indenture to the Trustee. The Treasury Board, as Fiscal Agent of the Authority, will receive appropriation by the General Assembly for the payment of principal of, redemption premium, if any, interest on and all other amounts payable with respect to the Bonds, including administrative expenses and rebate amounts, and will transfer such amounts to the Trustee as necessary for the Trustee to make such payments when due.

The Trustee is a third party beneficiary of the Amended and Restated Payment Agreement and is entitled to enforce, on behalf of the holders of the Bonds, all of the obligations and rights of the Authority and the Treasury Board to the same extent as if the Trustee were one of the contracting parties.

THE MASTER INDENTURE

The 2010B Bonds are being issued pursuant to the Master Indenture and the Twenty-Fourth Supplement Indenture. The 2010B Bonds will be the twenty-fourth series of Bonds issued under the Master Indenture. The 2010B Bonds will be equally and ratably secured by the Master Indenture with (i) the outstanding Prior Bonds and (ii) any additional bonds that may be issued in the future pursuant to the Master Indenture ("Additional Bonds" and collectively with the outstanding Prior Bonds, the "Bonds"), without preference, priority or distinction on account of the actual time or times of their authentication, delivery or maturity, except as noted in "**SOURCES OF PAYMENT AND SECURITY FOR THE 2010B BONDS**" herein.

THE FOLLOWING, IN ADDITION TO THE INFORMATION PRESENTED IN "**THE 2010B BONDS**" HEREIN SUMMARIZES CERTAIN PROVISIONS OF THE MASTER INDENTURE. THIS SUMMARY DOES NOT PURPORT TO BE COMPREHENSIVE OR DEFINITIVE AND IS QUALIFIED BY REFERENCES TO THE MASTER INDENTURE, INCLUDING ALL SUPPLEMENTAL INDENTURES, IN ITS ENTIRETY. ALL CAPITALIZED TERMS NOT OTHERWISE DEFINED HEREIN SHALL HAVE THE SAME MEANING AS GIVEN TO THOSE TERMS IN THE INDENTURE, COPIES OF WHICH MAY BE OBTAINED AT THE OFFICE OF THE AUTHORITY OR THE TRUSTEE.

The 2010B Bonds are limited obligations of the Authority. Principal, premium, if any, and interest on the 2010B Bonds are payable solely from and secured by appropriations anticipated to be made by the General Assembly and by the funds and accounts held by the Trustee pursuant to the Master Indenture.

Pledge of Revenues and Funds; Parity of Bonds

The Master Indenture constitutes a continuing, irrevocable pledge of the Trust Estate to secure payment of the principal of and premium, if any, and interest on all Bonds which may, from time to time, be executed, authenticated and delivered under the Master Indenture, subject only to the right of the Authority to make application thereof to other purposes as provided herein. All Bonds shall in all respects be equally and ratably secured under the Master Indenture without preference, priority or distinction on account of the actual time or times of their authentication, delivery or maturity, so that all Bonds at any time outstanding under the Master Indenture shall have the same right, lien and preference under and by virtue of the Master Indenture with like effect as if they

had all been executed, authenticated and delivered simultaneously, except that a Credit or Liquidity Facility provided for one or more Series of Bonds shall secure or provide liquidity only for the applicable Series of Bonds. **There is no credit or liquidity facility for the 2010B Bonds.**

Establishment of Funds and Cash Flow

The Master Indenture establishes the following Funds:

- (1) *Construction Fund.* Moneys deposited in the Construction Fund from the proceeds of the Bonds will be used to pay costs of the Projects or to retire, refund or otherwise defease any indebtedness incurred by the Authority under the 21st Century College and Equipment Programs.
- (2) *Bond Fund.* The Trustee shall deposit in the Bond Fund: any amounts transferred from the Construction Fund or the Cost of Issuance Fund; all payments or prepayments received by the Trustee from any appropriations made by the General Assembly under the 21st Century College and Equipment Programs (excluding the Trustee's fees and expenses); proceeds of any condemnation award or insurance recovery that will not be used to repair, reconstruct or restore a Project; and any other amounts authorized to be deposited in the Bond Fund.
- (3) *Cost of Issuance Fund.* Moneys deposited in the Cost of Issuance Fund from the proceeds of the Bonds will be used to pay costs incurred with respect to the issuance of the respective Series of Bonds.
- (4) *Other Funds and Accounts.* The Authority may establish other funds, accounts and subaccounts as the Authority may deem desirable.

Events of Default and Remedies

The following are Events of Default under the Master Indenture:

- (1) If payment by the Authority with respect to any installment of interest on any Bond is not made in full when the same becomes due and payable;
- (2) If payment by the Authority with respect to the principal of any Bond is not made in full when the same becomes due and payable, whether at maturity or by proceedings for redemption or otherwise;
- (3) If the Authority fails to observe or perform any covenants or agreements on its part under the Master Indenture for a period of 60 days after the date on which written notice of such failure, requiring the same to be remedied, is given to the Authority by the Trustee, or to the Authority and the Trustee by the Holders of at least 25% in aggregate principal amount of Bonds then Outstanding; provided that, if the breach of covenant or agreement is one that can be remedied but cannot be completely remedied within such 60 day period, it will not be an Event of Default so long as the Authority has taken active steps within such 60 day period to remedy the failure and is diligently pursuing such remedy; and
- (4) If the Authority institutes proceedings to be adjudicated a bankrupt or insolvent, or consents to the institution of bankruptcy or insolvency proceedings against it, or files a petition or answer or consent seeking reorganization or relief under the Federal Bankruptcy Code or any other similar applicable federal or state law, or consents to the filing of any such petition or to the appointment of a receiver, liquidator, assignee, trustee or sequestrator (or other similar official) of the Authority or of any substantial part of its property, or makes an assignment for the benefit of creditors, or admits in writing its inability to pay its debts generally as they become due.

Amendments and Supplemental Indentures

The Authority and Trustee may, without consent of or notice to any of the Holders, enter into one or more Supplemental Indentures to:

- (1) Cure any ambiguity or formal defect or omission;
- (2) Correct or supplement any provision which may be inconsistent with any other provision;

- (3) Grant or confer upon the Holders any additional rights, remedies, powers, or authority that may lawfully be granted or conferred upon them;
- (4) Secure additional revenues or provide additional security or reserves for payment of the Bonds;
- (5) Preserve the excludability of interest on any tax-exempt Bonds from gross income for purposes of federal income taxes;
- (6) Modify, amend or supplement the Master Indenture to permit the qualification thereof under the Trust Indenture Act of 1939, as amended, or any similar federal statute hereafter in effect or any state securities (Blue Sky) law;
- (7) Modify, amend or supplement the Master Indenture in such a manner as required to permit the Authority to comply with the provisions of the Internal Revenue Code of 1986, as amended (the "Code") relating to the rebate of certain earnings on the proceeds of the Bonds;
- (8) Modify, amend or supplement the Master Indenture in such a manner as required by the Rating Agencies to maintain their respective ratings on the Bonds;
- (9) Authorize the issuance of and to secure one or more Series of Bonds; and
- (10) Modify, amend or supplement the Master Indenture in any manner as will not, in the opinion of the Trustee, prejudice in any material respect the rights of the Holders of the Bonds then Outstanding.

The Holders of not less than a majority in aggregate principal amount of the Bonds may consent to or approve, from time to time, the execution by the Authority and the Trustee of such Supplemental Indentures for the purpose of modifying, altering, amending, adding to or rescinding any of the provisions contained in the Master Indenture except:

- (1) Extending the stated maturity of or time for paying the interest on any Bond or reduce the principal amount of or the redemption premium or rate of interest payable on any Bond without the consent of the Holder of such Bond;
- (2) Giving preference or priority to any Bond over any other Bond; or
- (3) Reducing the percentage of the holders of the aggregate principal amount of Bonds then Outstanding required for any consent to any such Supplemental Indenture.

Defeasance

If the Authority shall pay or cause to be paid from an irrevocable escrow of cash and direct, non-callable obligations of the United States of America, the principal of and premium, if any, and interest on all (or less than all) of such Bonds, then in that case, the right, title and interest of the owners of such Bonds in the security pledged to the payment of the Bonds shall cease.

Bonds will be deemed to have been paid for purposes of the foregoing sentence when there shall have been deposited with a depository either moneys in an amount which, or non-callable, direct obligations of the United States of America, or evidence of ownership of such obligations, the principal and interest on which, shall be sufficient to pay when due the principal, redemption premium, if any, and interest on such Bonds to their maturity or earlier redemption date, and the other requirements of the Master Indenture are met.

Waiver of Defeasance Rights with Respect to Federally Taxable Build America Bonds (Direct Payment)

The Authority will not defease or permit a defeasance of the 2010B Bonds issued as Taxable BABs unless it shall have received an opinion from nationally-recognized bond counsel to the effect that (i) the holders of such Taxable BABs being defeased will not recognize income, gain or loss for U.S. federal income tax purposes as a result of the defeasance and (ii) the defeasance will not otherwise alter those holders' U.S. federal income tax treatment of principal and interest payments on such Taxable BABs being defeased. See the section "Tax Matters for Federally Taxable Build America Bonds (Direct Payment) – Defeasance."

Enforceability of Remedies

The remedies available to the Trustee, the Authority or the Owners of the Bonds upon an Event of Default under the Master Indenture are in many respects dependent upon judicial actions, which are often subject to discretion and delay. Under existing constitutional and statutory law and judicial decisions, the remedies provided in the Master Indenture may not be readily available or may be limited. The various legal opinions to be delivered concurrently with the delivery of the Bonds and the Master Indenture will be qualified as to the enforceability of the various legal instruments by limitations imposed by bankruptcy, reorganization, insolvency or other similar laws affecting the rights of creditors generally.

Certain actions may be taken and certain consents may be given under the Master Indenture by the Owners of specified percentages of the Bonds. The Authority may issue Additional Bonds. Depending upon the outstanding principal balances of such Additional Bonds, the Owners of such Additional Bonds may be able to take actions or give consents without obtaining the approval of any of the Owners of the Bonds.

SALE AT COMPETITIVE BIDDING

The 2010B Bonds will be offered for sale at competitive bidding on October 5, 2010, unless changed as described in the Notice of Sale contained in Appendix F to this Official Statement. This Preliminary Official Statement has been deemed final as of its date by the Authority in accordance with the meaning and requirements of Rule 15c2-12, except for the omission of certain pricing and other information permitted to be omitted by Rule 15c2-12. After the 2010B Bonds have been awarded, the Authority will deem the Official Statement final as of its date, and the Official Statement as so completed will be a final official statement within the meaning of Rule 15c2-12 (the "Final Official Statement"). The Final Official Statement will include, among other matters, the identity of the winning bidder and the managers of the syndicate, if any, submitting the winning bid (the "Underwriter"), the expected selling compensation to the Underwriter of the 2010B Bonds and other information on the interest rates and offering prices or yields of the 2010B Bonds, as supplied by the Underwriter.

Pursuant to the Notice of Sale contained in Appendix F to this Official Statement, the Authority will determine at the time of the sale whether the 2010B Bonds will be awarded as a series of tax-exempt bonds, a series of federally taxable BABs or a combination thereof. The Final Official Statement will reflect such determination by the Authority.

RATINGS

Fitch Ratings ("Fitch"), Moody's Investors Service, Inc. ("Moody's") and Standard & Poor's Ratings Services, a division of The McGraw-Hill Companies, Inc. ("Standard & Poor's") have assigned the ratings of "___," "___," and "___," respectively, to the 2010B Bonds.

Such ratings reflect only the views of the respective rating agencies and an explanation of the significance of such ratings may be obtained only from the respective rating agency. There can be no assurance given that such ratings will be continued for any given period of time or that they will not be revised downward or withdrawn entirely by such rating agencies if, in their judgment, the circumstances so warrant. Any such downward revision or withdrawal of either of such ratings may have an adverse effect on the liquidity and market price of the 2010B Bonds.

Neither the Authority nor the Commonwealth has undertaken any responsibility after issuance of the 2010B Bonds to assure maintenance of such ratings or to oppose any proposed revision or withdrawal of such ratings.

LEGAL MATTERS

Certain legal matters relating to the authorization and validity of the 2010B Bonds will be subject to the approving opinion of Troutman Sanders LLP, Richmond, Virginia, Bond Counsel, which will be furnished at the expense of the Authority upon delivery of the 2010B Bonds (the "Bond Opinion"). The Bond Opinion will be

limited to matters relating to authorization and validity of the 2010B Bonds and to the tax-exempt status of interest thereon as described "**TAX MATTERS**" herein. Bond Counsel has not been engaged to investigate the financial resources of the Authority or its ability to provide for payment of the 2010B Bonds, and the Bond Opinion will make no statement as to such matters or as to the accuracy or completeness of this Official Statement of any other information that may have been relied on by anyone in making the decision to purchase the 2010B Bonds. The proposed form of the Bond Opinion is set forth in *Appendix D* attached hereto.

TAX MATTERS

Federal Tax Exemption

At the time of sale of the 2010B Bonds, the Authority will determine whether to issue all or a portion of the 2010B Bonds as Tax-Exempt Bonds or as Taxable BABs. If any 2010B Bonds issued as Tax-Exempt Bonds, the information contained under this caption, "Federal Tax-Exemption" shall be applicable to such Tax-Exempt Bonds.

The Code contains a number of requirements and restrictions that apply to the Tax-Exempt Bonds, including investment restrictions, periodic payments of arbitrage profits to the United States, requirements regarding the proper use of proceeds of the Tax-Exempt Bonds and certain other matters. The proceedings of the Authority and the documents relating to the Tax-Exempt Bonds include provisions which, if complied with by the Authority and the Institutions, meet the requirements of the Code. Failure to comply with certain of such provisions may cause interest on the Tax-Exempt Bonds to become subject to federal income taxation retroactive to the date of issuance of the Tax-Exempt Bonds.

Assuming compliance by the Authority and the Institutions with the document provisions, in the opinion of Troutman Sanders LLP, Bond Counsel, under existing statutes, interest on the Tax-Exempt Bonds is excludable from gross income for federal income tax purposes, is not an item of tax preference for purposes of the federal alternative minimum tax imposed on individuals and corporations and is not taken into account in determining adjusted current earnings for the purpose of computing the federal alternative minimum tax imposed on corporations. Bond Counsel will express no opinion regarding other federal tax consequences arising with respect to the Tax-Exempt Bonds.

In rendering its opinion, Bond Counsel will rely without independent investigation on certain representations of and compliance with covenants by the Authority and the Institutions, including, without limitation, representations, covenants and certifications as to the use of the proceeds of the Tax-Exempt Bonds, compliance with the arbitrage reporting and rebate requirements, and other material factual matters. The inaccuracy of such representations and certifications and the failure to comply with such covenants may cause interest on the Tax-Exempt Bonds to be included in gross income for federal income tax purposes retroactive to the date of issuance of the Tax-Exempt Bonds.

In the opinion of Bond Counsel, under existing statutes, the Tax-Exempt Bonds, income from the Tax-Exempt Bonds and any profit made on their sale, are exempt from income taxation by the Commonwealth and any of its political subdivisions.

Ownership of tax-exempt obligations such as the Tax-Exempt Bonds may result in collateral tax consequences to certain taxpayers, including, without limitation, financial institutions, property and casualty insurance companies, certain foreign corporations doing business in the United States, certain S Corporations with excess passive income, individual recipients of Social Security or Railroad Retirement benefits, and taxpayers who may be deemed to have incurred or continued indebtedness to purchase or carry tax-exempt obligations. Prospective purchasers of the Tax-Exempt Bonds should consult with their tax advisor as to the applicability and impact of any collateral income tax consequences.

From time to time, there are legislative proposals in the Congress of the United States and in the states that, if enacted, could alter or amend the federal and state tax matters referred to above or adversely affect the market value of the Tax-Exempt Bonds. It cannot be predicted whether or in what form any such proposal might be enacted or whether if enacted it would apply to bonds issued prior to enactment. In addition, regulatory actions are from

time to time announced or proposed and litigation is threatened or commenced which, of implemented or concluded in a particular manner, could adversely affect the market value of the Tax-Exempt Bonds.

Federally Taxable Build America Bonds

At the time of sale of the 2010B Bonds, the Authority will determine whether to issue all or a portion the 2010B Bonds as Taxable BABs or as Tax-Exempt Bonds. If any 2010B Bonds are issued as Taxable BABs, the information contained under this caption, “Federally Taxable Build America Bonds” shall be applicable to such Taxable BABs.

Opinion of Bond Counsel. The opinion of Bond Counsel with respect to the Taxable BABs will state that, based on current law, interest on the Taxable BABs is included in the gross income of the owners thereof for Federal income tax purposes. In addition, the opinion of Bond Counsel will state that under existing statutes of the Commonwealth, interest on the Taxable BABs, income from the Taxable BABs and any profit made on their sale, are exempt from income taxation by the Commonwealth and any of its political subdivisions.

For the Taxable BABs, the Authority will elect to receive cash subsidy payments equal to 35% of the interest payable on the Taxable BABs from the United States Treasury. As a result of such election, holders of the Taxable BABs will not be eligible to receive the tax credit otherwise permitted under Section 54AA(a) of the Code. The Code establishes certain ongoing requirements that must be met subsequent to the issuance and delivery of the Taxable BABs in order for the Authority to continue to receive such subsidy payments. These requirements include, but are not limited to, requirements relating to use and expenditure of the available project proceeds of the Taxable BABs, yield and other restrictions on investments of available project proceeds of the Taxable BABs and the arbitrage rebate requirement that certain excess earnings on gross proceeds be rebated to the federal government. Noncompliance may cause the Taxable BABs to fail to qualify for the receipt of the interest subsidy payments. The Authority has covenanted to comply with certain applicable requirements of the Code to assure the receipt of the interest subsidy payments in respect of the Taxable BABs.

Summary. The following is a summary of certain of the United States federal income tax consequences of the ownership of the Taxable BABs as of the date hereof. Each prospective purchaser of the Taxable BABs should consult with its own tax advisor regarding the application of United States federal income tax laws, as well as any state, local, foreign or other tax laws, to its particular situation.

This summary is based on the Code, as well as Treasury regulations and administrative and judicial rulings and practice. Legislative, judicial and administrative changes may occur, possibly with retroactive effect, that could alter or modify the continued validity of the statements and conclusions set forth herein. This summary is intended as a general explanatory discussion of the consequences of holding the Taxable BABs generally and does not purport to furnish information in the level of detail or with the prospective purchaser’s specific tax circumstances that would be provided by a prospective purchaser’s own tax advisor. For example, it generally is addressed only to original purchasers of the Taxable BABs that are “U.S. holders” (as defined below), deals only with Taxable BABs held as capital assets within the meaning of Section 1221 of the Code and does not address tax consequences to owners that may be relevant to investors subject to special rules, such as individuals, trusts, estates, tax-exempt investors, foreign investors, cash method taxpayers, dealers in securities, currencies or commodities, banks, thrifts, insurance companies, electing large partnerships, mutual funds, regulated investment companies, real estate investment trusts, S corporations, persons that hold Taxable BABs as part of a straddle, hedge, integrated or conversion transaction, and persons whose “functional currency” (as defined in Section 985 of the Code) is not the U.S. dollar. In addition, this summary does not address alternative minimum tax issues or the indirect consequences to a holder of an equity interest in an owner of Taxable BABs.

As used herein, a “U.S. holder” is a “U.S. person” that is a beneficial owner of a Taxable BAB. A “non-U.S. holder” is a holder (or beneficial owner) of a Taxable BAB that is not a U. S. person. For these purposes, a “U.S. person” is a citizen or resident of the United States, a corporation, partnership or other entity created or organized in or under the laws of the United States or any political subdivision thereof (except, in the case of a partnership, to the extent otherwise provided in Treasury regulations), an estate the income of which is subject to United States Federal income taxation regardless of its source or a trust if (i) a United States court is able to exercise

primary supervision over the trust's administration and (ii) one or more United States persons have the authority to control all of the trust's substantial decisions.

Tax Status of the Taxable BABs. The Taxable BABs will be treated, for federal income tax purposes, as a debt instrument. Accordingly, interest will be included in the income of the owner as it is paid (or, if the owner is an accrual method taxpayer, as it is accrued) as interest.

Owners of the Taxable BABs that allocate a basis in the Taxable BABs that is greater than the principal amount of the Taxable BABs should consult their own tax advisors with respect to whether or not they should elect to amortize such premium under Section 171 of the Code.

If an owner purchases the Taxable BABs for an amount that is less than the principal amount of the Taxable BABs, and such difference is not considered to be de minimis, then such discount will represent market discount that ultimately will constitute ordinary income (and not capital gain). Further, absent an election to accrue market discount currently, upon a sale or exchange of a Taxable BAB, a portion of any gain will be ordinary income to the extent it represents the amount of any such market discount that was accrued through the date of sale. In addition, absent an election to accrue market discount currently, the portion of any interest expense incurred or continued to carry a market discount Taxable BAB that does not exceed the accrued market discount for any taxable year, will be deferred.

Sale and Exchange of Taxable BABs. Upon a sale or exchange of a Taxable BAB, an owner generally will recognize gain or loss on the Taxable BAB equal to the difference between the amount realized on the sale and its adjusted tax basis in such Taxable BAB. Such gain or loss generally will be capital gain (although any gain attributable to accrued market discount of the Taxable BAB not yet taken into income will be ordinary). The adjusted basis of the owner in a Taxable BAB will (in general) equal its original purchase price increased by any original issue discount or market discount includible in the gross income of the owner with respect to the Taxable BABs and decreased by any principal payments received on the Taxable BABs. In general, if any Taxable BAB is held for longer than one year, any gain or loss would be long term capital gain or loss, and capital losses are subject to certain limitations.

Defeasance. The Authority may cause the deposit of moneys or securities in escrow in such amount and manner as to cause the Taxable BABs to be deemed to be no longer outstanding (a "defeasance"). For federal income tax purposes, such defeasance could result in a deemed exchange under Section 1001 of the Code and a recognition by such owner of taxable income or loss, without any corresponding receipt of moneys. In addition, the character and timing of receipt of payments on the Taxable BABs subsequent to any such defeasance could also be affected.

Foreign Investors. Distributions of the Taxable BABs to a non-U.S. holder that has no connection with the United States other than holding its Taxable BAB generally will be made free of withholding tax, as long as that the non-U.S. holder has complied with certain tax identification and certification requirements.

Circular 230. Under 31 C.F.R. part 10, the regulations governing practice before the Internal Revenue Service (Circular 230), the Authority and its tax advisors are (or may be) required to state that (i) any advice contained herein, including any opinions of counsel referred to herein, is not intended or written to be used, and cannot be used, by any taxpayer for the purpose of avoiding penalties that may be imposed on the taxpayer; (ii) any such advice is written to support the promotion of marketing of the Taxable BAB and the transactions described herein (or in such opinion or other advice); and (iii) each taxpayer should seek advice based on the taxpayer's particular circumstances from an independent tax advisor.

Miscellaneous. Prospective purchasers of the Taxable BABs should consult their own tax advisors as to the status of interest on the Taxable BABs under the tax laws of any state other than Virginia.

PROVISION FOR CONTINUING DISCLOSURE

Rule 15c2-12 prohibits an underwriter from purchasing or selling municipal securities such as the 2010B Bonds, unless it has determined that the issuer of such securities and/or other obligated persons for whom financial operating data is presented in the Official Statement have committed to provide to the Municipal Securities Rulemaking Board ("MSRB") (i) on an annual basis, certain financial information and operating data ("Annual Reports"), and, if available, audited financial statements, and (ii) notice of various events described in Rule 15c2-12, if material ("Event Notices").

Authority Continuing Disclosure. The Authority will covenant, by executing a Continuing Disclosure Agreement for the benefit of the holders of the 2010B Bonds (the "Authority Disclosure Agreement"), the form of which is set forth in **Appendix E** attached hereto, to provide to the MSRB via the MSRB's Electronic Municipal Market Access System ("EMMA") annually, not later than May 1 of each year, commencing May 1, 2011, Annual Reports and such annual financial statements of the Authority as may be required by Rule 15c2-12.

The Authority also has covenanted to provide Event Notices with respect to the 2010B Bonds to the MSRB via EMMA. All filings made pursuant to Rule 15c2-12 under the Authority Disclosure Agreement shall be made solely by transmitting such filings to the MSRB via EMMA, as described in 1934 Act Release No. 59062. As of the date of this Official Statement, the Authority has complied with its other undertakings regarding Rule 15c2-12.

Commonwealth Continuing Disclosure. The Commonwealth will covenant, by executing a Continuing Disclosure Agreement prior to issuance of the 2010B Bonds (the "Commonwealth Disclosure Agreement"), to provide to the MSRB via EMMA, annually, not later than January 31 of each year commencing January 31, 2011, Annual Reports and such annual financial statements of the Commonwealth as may be required by Rule 15c2-12. All filings made pursuant to Rule 15c2-12 under the Continuing Disclosure Agreement shall be made solely by transmitting such filings to the MSRB via EMMA, as described in 1934 Act Release No. 59062. In addition, the Commonwealth will covenant to provide to the Authority notice of any changes in the ratings of the Commonwealth's general obligation bonds. These covenants have been made in order to assist the underwriters of the 2010B Bonds in complying with Rule 15c2-12. The form of the Commonwealth Disclosure Agreement is set forth in **Appendix E** attached hereto. As of the date of this Official Statement, the Commonwealth has complied with its other undertakings regarding Rule 15c2-12.

FINANCIAL ADVISOR

First Southwest Company is employed as Financial Advisor to the Authority in connection with the issuance of the Series 2010B Bonds. The Financial Advisor's fee for services rendered with respect to the sale of the Series 2010B Bonds is contingent upon the issuance and delivery of the Series 2010B Bonds. First Southwest Company has agreed, in its Financial Advisory contract, not to bid for the 2010B Bonds, either independently or as a member of a syndicate organized to submit a bid for the 2010B Bonds. First Southwest Company, in its capacity as Financial Advisor, does not assume any responsibility for the information, covenants and representations contained in any of the legal documents with respect to the federal income tax status of the Series 2010B Bonds, or the possible impact of any present, pending or future actions taken by any legislative or judicial bodies.

The Financial Advisor to the Authority has provided the following sentence for inclusion in this Official Statement. The Financial Advisor has reviewed the information in this Official Statement in accordance with, and as part of, its responsibilities to the Authority and, as applicable, to investors under the federal securities laws as applied to the facts and circumstances of this transaction, but the Financial Advisor does not guarantee the accuracy or completeness of such information.

LITIGATION

There is no litigation now pending or threatened to restrain or enjoin the issuance, sale, execution or delivery of the 2010B Bonds, or in any way contesting or affecting the validity of the 2010B Bonds, any proceeding of the Authority taken with respect to the issuance or sale thereof, or the existence or powers of the Authority or the title of any officer of the Authority with respect to his office. See "**COMMONWEALTH OF VIRGINIA --**

FINANCIAL AND OTHER INFORMATION -- Litigation" in *Appendix B* attached hereto for a description of litigation involving the Commonwealth.

LEGALITY FOR INVESTMENT AND SECURITY FOR PUBLIC DEPOSITS

The 2010B Bonds are securities in which all public officers and public bodies of the Commonwealth and its political subdivisions, all insurance companies and associations, all savings banks and savings institutions, including savings and loan associations, commercial banks and trust companies, beneficial and benevolent associations, administrators, guardians, executors, trustees and other fiduciaries in the Commonwealth may properly and legally invest funds under their control. No representation is made as to the eligibility of the 2010B Bonds for investment or for any other purpose under the laws of any other state.

The 2010B Bonds are securities that may be deposited with and received by any state or municipal officer or any agency or political subdivision of the Commonwealth for any purpose for which the deposit of bonds or obligations of the Commonwealth is now or may hereafter be authorized by law.

MISCELLANEOUS

The references, excerpts and summaries of all documents referred to herein do not purport to be complete statements of all matters of fact relating to the 2010B Bonds, the security for the payment of the 2010B Bonds and the rights and obligations of the registered Owners thereof. Copies of the documents referred to herein are available for inspection at the corporate trust office of The Bank of New York Mellon Trust Company, N.A., 919 East Main Street, Suite 1602, Richmond, Virginia 23219.

The information contained in this Official Statement has been compiled from official and other sources deemed to be reliable, and while not guaranteed as to completeness or accuracy, is believed by the Authority to be correct as of this date.

Any statements made in this Official Statement involving matters of opinion or of estimates, whether or not so expressly stated, are set forth as such and not as representations of fact, and no representation is made that any of the estimates will be realized. This Official Statement has been duly approved, executed and delivered by the Authority.

Audited financial statements of the Commonwealth for the fiscal year ended June 30, 2009 are included as *Appendix A* attached hereto. These financial statements, along with the related Notes to Financial Statements, are intended to provide a broad overview of the financial position and operating results of the Commonwealth's various funds and account groups.

This Official Statement has been authorized by the Authority for use in connection with the sale of the 2010B Bonds. Its purpose is to supply information to prospective buyers of the 2010B Bonds. The Authority and the Department of the Treasury of the Commonwealth of Virginia have prepared financial and other information contained in this Official Statement from their records, except where other sources are noted. The information is not intended to indicate future or continuing trends in the financial or economic position of the Authority or the Commonwealth.

VIRGINIA COLLEGE BUILDING AUTHORITY

Name: _____
Title: _____

COMMONWEALTH OF VIRGINIA
FINANCIAL STATEMENTS OF THE COMMONWEALTH
FOR THE FISCAL YEAR ENDED JUNE 30, 2009

This page intentionally left blank.



Commonwealth of Virginia

Walter J. Kucharski, Auditor

Auditor of Public Accounts
P.O. Box 1295
Richmond, Virginia 23218

December 14, 2009

The Honorable Timothy M. Kaine
Governor of Virginia
State Capitol
Richmond, Virginia

The Honorable M. Kirkland Cox
Chairman, Joint Legislative Audit and Review Commission
General Assembly Building
Richmond, Virginia

INDEPENDENT AUDITOR'S REPORT

We have audited the accompanying financial statements of the governmental activities, the business-type activities, the aggregate discretely presented component units, each major fund, and the aggregate remaining fund information of the Commonwealth of Virginia, as of and for the year ended June 30, 2009, which collectively comprise the Commonwealth's basic financial statements as listed in the table of contents. These financial statements are the responsibility of the Commonwealth of Virginia's management. Our responsibility is to express opinions on these financial statements based on our audit. We did not audit the financial statements of certain component units of the Commonwealth discussed in Note 1.B., which represent 34.24 percent, 21.98 percent, and 10.16 percent, respectively, of the assets, net assets, and revenues of the aggregate discretely presented component units. Those financial statements were audited by other auditors whose reports thereon have been furnished to us, and our opinion, insofar as it relates to the amounts included for certain component units discussed in Note 1.B. is based on the reports of the other auditors.

We conducted our audit in accordance with auditing standards generally accepted in the United States of America and the standards applicable to financial audits contained in Government Auditing Standards, issued by the Comptroller General of the United States. Those standards require that we plan and perform the audit to obtain reasonable assurance about whether the financial statements are free of material misstatement. The financial statements of the Hampton Roads Sanitation District Commission, Science Museum of Virginia Foundation, Virginia Museum of Fine Arts Foundation, Library of Virginia Foundation, Danville Science Center, Inc, and Virginia Sesquicentennial of the American Civil War Commission, which were audited by other auditors upon whose reports we are relying, were audited in accordance with auditing standards generally accepted in the United States of America, but not in accordance with Government Auditing Standards. An audit includes examining, on a test basis, evidence supporting the amounts and disclosures in the financial statements. An audit also includes assessing the accounting principles used and significant estimates made by management, as well as evaluating the overall financial statement presentation. We believe that our audit and the reports of other auditors provide a reasonable basis for our opinions.

In our opinion, based on our audit and the reports of other auditors, the financial statements referred to above present fairly, in all material respects, the respective financial position of the governmental activities, the business-type activities, the aggregate discretely presented component units, each major fund, and the aggregate remaining fund information of the Commonwealth of Virginia as of June 30, 2009, and the respective changes in financial position and, where applicable, cash flows thereof for the year then ended, in conformity with accounting principles generally accepted in the United States of America.

The management's discussion and analysis, budgetary comparison schedule, funding progress for defined benefit pension plans, schedule of employer contributions for defined benefit pension plans, funding progress for other post-employment benefit plans, schedule of employer contributions for other post-employment benefit plans, and claims development information on pages 27 through 36 and 163 through 178 are not a required part of the basic financial statements but are supplementary information required by accounting principles generally accepted in the United States of America. We have applied certain limited procedures, which consisted principally of inquiries of management regarding the methods of measurement and presentation of the required supplementary information. However, we did not audit the information and express no opinion on it.

Our audit was conducted for the purpose of forming opinions on the financial statements that collectively comprise the Commonwealth of Virginia's basic financial statements. The introductory section, combining and individual fund financial statements and schedules, and statistical section are presented for the purposes of additional analysis and are not a required part of the basic financial statements. The combining and individual fund financial statements and schedules have been subjected to the auditing procedures applied by us and other auditors in the audit of the basic financial statements and, in our opinion based on our audit and the reports of other auditors, are fairly stated in all material respects in relation to the basic financial statements taken as a whole. The introductory section and statistical section have not been subjected to the auditing procedures applied in the audit of the basic financial statements and, accordingly, we express no opinion on them.

In accordance with Government Auditing Standards, our report dated December 14, 2009, on our consideration of the Commonwealth's internal control over financial reporting and on our tests of its compliance with certain provisions of laws, regulations, contracts, and grant agreements and other matters is issued under separate cover in the Commonwealth of Virginia Single Audit Report. The purpose of that report is to describe the scope of our testing of internal control over financial reporting and compliance and the results of that testing, and not to provide an opinion on the internal control over financial reporting or on compliance. That report is an integral part of an audit performed in accordance with Government Auditing Standards and should be considered in assessing the results of our audit.

WALTER J. KUCHARSKI
AUDITOR OF PUBLIC ACCOUNTS

Management's Discussion and Analysis

(Unaudited)

The following is a discussion and analysis of the Commonwealth of Virginia's (the Commonwealth) financial performance, including an overview and analysis of the financial activities of the Commonwealth for the fiscal year ended June 30, 2009. Readers should consider this information in conjunction with the transmittal letter, which is located in the Introductory Section of this report, and the Commonwealth's financial statements, including the notes to the financial statements, which are located after this analysis.

Financial Highlights

Government-wide Highlights

The primary government's assets exceeded its liabilities at June 30, 2009, by \$16.3 billion. Net assets of governmental activities decreased by \$1.3 billion and net assets of business-type activities decreased by \$685.9 million. Component units reported a decrease in net assets of \$1.6 billion from June 30, 2008.

Fund Highlights

At the end of the fiscal year, the Commonwealth's governmental funds reported a combined ending fund balance of \$2.75 billion, a decrease of \$2.0 billion in comparison with the prior year. Of this total fund balance, \$1.77 billion represents unreserved fund balance and the remaining \$976 million represents amounts reserved for specific purposes, such as the Revenue Stabilization Fund. The enterprise funds reported net assets at June 30, 2009, of \$216.6 million, a decrease of \$685.6 million during the year.

The General Fund actual revenues for fiscal year 2009 were \$1.5 billion less than the prior year. Additionally, the actual fiscal year 2009 revenues fell short of the final budgeted revenues by \$361.2 million. This decrease, coupled with continued economic concerns, have contributed to projected budget shortfalls for the fiscal years 2008-2010 and 2011-2012 biennial budgets. See page 34 for additional information.

Long-term Debt

The Commonwealth's total debt rose during the fiscal year to \$29.5 billion, an increase of \$2.6 billion or 9.5 percent. During the fiscal year, the Commonwealth issued new debt in the amount of \$782.5 million for the primary government and \$3.9 billion for the component units. These debt issuances increased the debt balances to \$8.7 billion for the primary government and \$20.8 billion for component units.

Overview of the Financial Statements

This discussion and analysis is an introduction to the Commonwealth's basic financial statements, which include three components: 1) government-wide financial statements; 2) fund financial statements; and 3) notes to the financial statements. The report also contains additional required supplementary information and other information.

Government-wide Statements

The government-wide financial statements are designed to provide readers with a broad overview of the Commonwealth's finances in a manner similar to a private-sector business. The statements provide both short-term and long-term information about the Commonwealth's financial position which helps readers determine whether the Commonwealth's financial position has improved or deteriorated during the fiscal year. These statements include all non-fiduciary financial activity on the full accrual basis of accounting. This means that all revenue and expenditures are reflected in the financial statements even if the related cash has not been received or paid as of June 30.

The Statement of Net Assets (pages 38 and 39) presents information on all of the Commonwealth's assets and liabilities, with the difference between the two reported as net assets. Over time, increases or decreases in net assets may indicate whether the financial position of the Commonwealth is improving or deteriorating.

The Statement of Activities (pages 40 through 42) presents information showing how the Commonwealth's net assets changed during fiscal year 2009. All changes in net assets are reported as soon as the underlying event giving rise to the change occurs, regardless of the timing of related cash flows. Thus, revenues and expenses are reported in this statement for some items that will only result in cash flows in future fiscal periods (e.g., uncollected taxes and earned but unused vacation leave).

Both the Statement of Net Assets and Statement of Activities report three separate activities. These activities are described as follows:

Governmental Activities – account for functions of the Commonwealth that are primarily supported by taxes and intergovernmental revenues. The majority of the Commonwealth's basic services, such as education, individual and family services, transportation, resources and economic development, administration of justice, and general government, fall within this category.

Business-type Activities – account for functions that are intended to recover all or a significant portion of their costs through user fees and charges. The major business-type activities of the Commonwealth include the State Lottery, Virginia College Savings Plan, and Unemployment Compensation Fund.

Discretely Presented Component Units – account for functions of legally separate entities for which the Commonwealth is financially accountable. The Commonwealth has 27 non-higher education component units and 22 higher education institutions that are reported as discretely presented component units. Information regarding the individual financial statements of the component units is presented in the notes to the financial statements.

This report includes two schedules (pages 46 and 50) that reconcile the amounts reported on the governmental fund financial statements (modified accrual accounting) with governmental activities on the appropriate government-wide statements (full accrual accounting). The following indicates some of the reporting differences between the government-wide financial statements and the fund financial statements.

- Capital assets used in governmental activities are not reported on governmental fund statements.
- Long-term liabilities, unless due and payable, are not included in the fund financial statements. These liabilities are only included in the government-wide statements.
- Internal service funds are reported as governmental activities in the government-wide statements, but are reported as proprietary funds in the fund financial statements.
- Other long-term assets that are not available to pay for current period expenditures are deferred in the governmental fund statements, but not deferred in the government-wide statements.
- Capital outlay spending results in capital assets on the government-wide statements, but are reported as expenditures in the fund financial statements.
- Bond proceeds provide current financial resources on the fund financial statements, but are recorded as long-term liabilities in the government-wide financial statements.

Fund Financial Statements

A fund is a grouping of related accounts that is used to maintain control over resources that have been segregated for specific activities or objectives. The Commonwealth, like other state and local governments, uses fund accounting to ensure and demonstrate compliance with finance-related legal requirements. All the Commonwealth's funds can be divided into three categories: governmental, proprietary, and fiduciary. Each of these categories uses different accounting approaches. Fund financial statements begin on page 44 and provide detailed information about the major individual funds.

- **Governmental funds** – Most of the basic services provided by the Commonwealth are reported in the governmental funds. These statements provide a detailed, short-term view of the functions reported as governmental activities in the government-wide financial statements. The government-wide financial statements are reported using the full accrual basis of accounting, but the governmental fund financial statements are reported using the modified accrual basis of accounting. This allows the reader to focus on assets that can be readily converted to cash and determine whether there are adequate resources to meet the Commonwealth's current needs.

Because the focus of governmental funds is more limited than that of the government-wide financial statements, it is useful to compare the information presented for governmental funds with similar information presented for governmental activities in the government-wide financial statements. This comparison can help readers better understand the long-term impact of the Commonwealth's near-term financing decisions. Both the governmental fund balance sheet and the governmental fund statement of revenues, expenditures, and changes in fund balances provide a reconciliation to facilitate this comparison between governmental funds and governmental activities. These reconciliations are presented on the page immediately following each governmental fund financial statement.

The Commonwealth reports 14 individual governmental funds. Information is presented separately in the governmental fund statements for the General, Commonwealth Transportation, Federal Trust, and Literary funds, which are all considered major funds. Data from the other 10 governmental funds are aggregated into a single column on the fund statements. Individual fund data for these nonmajor governmental funds is provided in the combining financial statements immediately following the required supplementary information.

- **Proprietary funds** – The Commonwealth maintains two different types of proprietary funds, enterprise and internal service. These funds report activities that operate more like those of private sector business and use the full accrual basis of accounting. Enterprise funds report activities that charge fees for supplies or services to the general public like the State Lottery. Enterprise funds are reported as business-type activities on the government-wide financial statements. The enterprise funds use the full accrual basis of accounting and the only differences between amounts reported on the government-wide statements and the enterprise fund statements are due to internal service fund activity (see reconciliations on pages 52 and 54). Internal service funds report activities that charge fees for supplies and services to other Commonwealth agencies, like Fleet Management. Internal service funds are reported as governmental activities in the government-wide statements because these types of services predominantly benefit governments rather than business-type functions.

The Commonwealth reports 22 individual proprietary funds. Information is presented separately in the proprietary fund statements for the State Lottery Department, Virginia College Savings Plan, and Unemployment Compensation Funds, all of which are considered major funds. Data from the other enterprise funds are aggregated into a single column on the fund statements. All internal service funds are aggregated into a single column on the fund statements. Individual fund data for all nonmajor proprietary funds is provided in the combining financial statements immediately following the required supplementary information.

- **Fiduciary funds** – These funds are used to account for resources held for the benefit of parties outside the government and use the full accrual basis of accounting. Fiduciary funds are excluded from the government-wide financial statements because the resources of these funds are restricted and cannot be used to finance the Commonwealth's operations. The Commonwealth's fiduciary activities are reported in separate Statements of Fiduciary Net Assets and Changes in Fiduciary Net Assets beginning on page 62.

The Commonwealth's fiduciary funds are the:

- Private-purpose Trusts, which reports the activities for 7 separate funds and accounts for transactions of trust arrangements in which the principal and income benefit individuals, private organizations, or other governments;
- Pension and Other Employee Benefit Trusts, which reports the activities of 12 separate pension and other employment retirement plans for employees;
- Investment Trust, which accounts for the activities of the external investment pool; and,
- Agency, which accounts for assets held on behalf of others in 21 separate funds.

Individual fund data for all fiduciary funds is provided in the combining financial statements immediately following the required supplementary information.

- **Component Units** – The government-wide financial statements report information for all component units aggregated in a single column. Information is provided separately in the component unit fund statements for the Virginia Housing Development Authority, Virginia Public School Authority, University of Virginia, Virginia Polytechnic Institute and State University, and Virginia Commonwealth University, all of which are considered major component units. Data from the other component units are aggregated into a single column on the fund statements. Individual fund data for all nonmajor component units is provided in the combining financial statements immediately following the required supplementary information.

Notes to the Financial Statements

The notes provide additional information that is essential to a full understanding of the data provided in the government-wide and fund financial statements. The notes to the financial statements can be found immediately following the component unit fund financial statements.

Required Supplementary Information

The basic financial statements are followed by a section of required supplementary information. This section includes budgetary comparison schedules reconciling the statutory and generally accepted accounting principles fund balances at June 30. It also includes information concerning the Commonwealth's funding progress for pension and other post-employment benefits, as well as trend information for Commonwealth-managed risk pools.

Other Information

The combining statements referred to earlier in connection with nonmajor funds and component units can be found beginning on page 179 of this report. The individual fund information is aggregated into a single total on the combining financial statements, which carries forward to the fund financial statements.

Government-wide Financial Analysis

The primary government's assets exceeded its liabilities by \$16.3 billion during the fiscal year. The net assets of the governmental activities decreased \$1.3 billion or 7.6 percent, primarily due to decreases in current and other assets offset by increases to capital assets as discussed further on page 35. Business-type activities had a decrease of \$685.9 million or 76.1 percent, primarily due to decreases for the Virginia College Savings Plan and the Unemployment Compensation Fund. The government-wide beginning balance was restated primarily for the correction of prior year errors to arrive at a restated beginning balance of \$18.3 billion.

Figure 10
Net Assets as of June 30, 2009 and 2008
(Dollars in Thousands)

	Governmental Activities		Business-type Activities		Total	
	2009	2008 as restated	2009	2008	2009	2008 as restated
Current and other assets	\$ 8,356,433	\$ 10,312,003	\$ 2,920,608	\$ 3,640,278	\$ 11,277,041	\$ 13,952,281
Capital assets	19,691,571	18,615,827	25,740	30,673	19,717,311	18,646,500
Total assets	28,048,004	28,927,830	2,946,348	3,670,951	30,994,352	32,598,781
Long-term liabilities outstanding	6,469,039	5,964,751	2,239,130	2,257,431	8,708,169	8,222,182
Other liabilities	5,503,854	5,564,943	491,709	512,154	5,995,563	6,077,097
Total liabilities	11,972,893	11,529,694	2,730,839	2,769,585	14,703,732	14,299,279
Net assets:						
Invested in capital assets, net of related debt	16,208,688	15,262,095	22,856	26,592	16,231,544	15,288,687
Restricted	1,421,086	1,711,491	372,274	816,061	1,793,360	2,527,552
Unrestricted	(1,554,663)	424,550	(179,621)	58,713	(1,734,284)	483,263
Total net assets	\$ 16,075,111	\$ 17,398,136	\$ 215,509	\$ 901,366	\$ 16,290,620	\$ 18,299,502

The largest portion of the primary government's net assets (99.6 percent) reflects its investment in capital assets (e.g., land, buildings, equipment, infrastructure, and construction in progress), less any related outstanding debt used to acquire those assets. These assets are recorded net of depreciation in the financial statements. The primary government uses these capital assets to provide services to citizens; therefore, these assets are not available for future spending. Although the primary government's investment in its capital assets is reported net of related debt, it should be noted that the resources needed to repay this debt must be provided from other sources, since the capital assets themselves cannot be used to liquidate these liabilities (**Figure 10**).

An additional portion of the primary government's net assets (11.0 percent) represents restricted net assets. These resources are subject to external restrictions or constitutional provisions specifying how they may be used. The remaining balance of (\$1.7 billion) is unrestricted net assets (**Figure 10**).

Approximately 53.8 percent of the primary government's total revenue came from taxes. While the primary government's expenses cover many services, the largest expenses are for education and individual and family services. General revenues normally fund governmental activities. For fiscal year 2009, governmental activity expenses exceeded governmental program and general revenue by \$1.9 billion. Expenses exceeded program revenues from business-type activities by \$112.3 million. The following condensed financial information (**Figure 11**) was derived from the Government-wide Statement of Activities and provides detail regarding the change in net assets (see page 40).

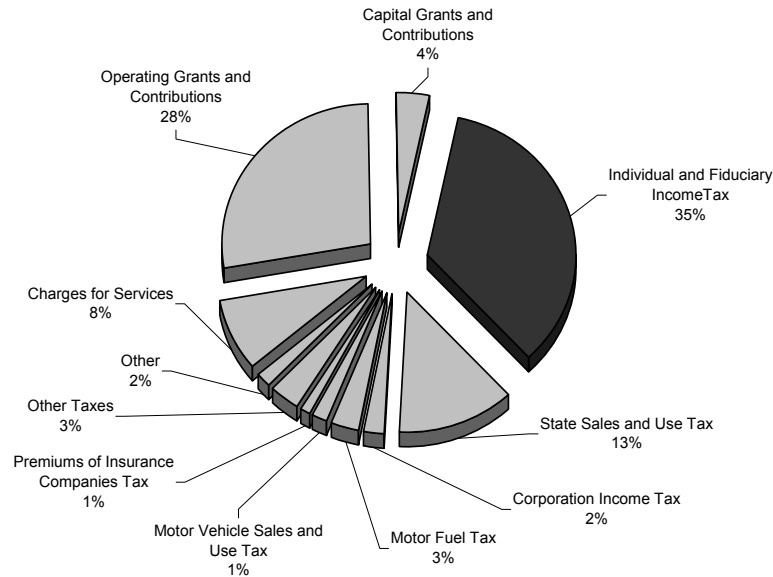
Figure 11
Changes in Net Assets for the Fiscal Years Ended June 30, 2009 and 2008
(Dollars in Thousands)

	Governmental Activities		Business-type Activities		Total	
	2009	2008 as restated	2009	2008	2009	2008 as restated
Revenues:						
Program Revenues:						
Charges for Services	\$ 2,294,236	\$ 2,390,900	\$ 2,517,206	\$ 2,706,165	\$ 4,811,442	\$ 5,097,065
Operating Grants and Contributions	7,583,725	6,067,358	104,868	39,243	7,688,593	6,106,601
Capital Grants and Contributions	996,875	1,152,439	-	-	996,875	1,152,439
General Revenues:						
Taxes:						
Individual and Fiduciary Income	9,558,764	10,099,573	-	-	9,558,764	10,099,573
State Sales and Use	3,553,675	3,820,715	-	-	3,553,675	3,820,715
Corporation Income	545,800	772,323	-	-	545,800	772,323
Motor Fuel	889,245	923,894	-	-	889,245	923,894
Motor Vehicle Sales and Use	406,400	533,755	-	-	406,400	533,755
Deeds, Contracts, Wills, and Suits	350,614	456,984	-	-	350,614	456,984
Premiums of Insurance Companies	365,404	355,896	-	-	365,404	355,896
Alcoholic Beverage Sales Tax	109,643	105,655	-	-	109,643	105,655
Tobacco Products	182,484	182,850	-	-	182,484	182,850
Estate	3,569	135,781	-	-	3,569	135,781
Public Service Corporations	102,611	106,378	-	-	102,611	106,378
Beer and Beverage Excise	44,597	44,357	-	-	44,597	44,357
Wine and Spirits/ABC Liter	19,625	18,552	-	-	19,625	18,552
Bank Stock	21,323	13,724	-	-	21,323	13,724
Other Taxes	82,047	66,319	12,668	12,531	94,715	78,850
Unrestricted Grants and Contributions	60,001	53,709	-	-	60,001	53,709
Investment Earnings	142,557	348,446	4,550	11,743	147,107	360,189
Miscellaneous	237,423	224,072	599	910	238,022	224,982
Total Revenues	<u>27,550,618</u>	<u>27,873,680</u>	<u>2,639,891</u>	<u>2,770,592</u>	<u>30,190,509</u>	<u>30,644,272</u>
Expenses:						
General Government	2,540,812	2,470,234	-	-	2,540,812	2,470,234
Education	9,565,969	9,300,444	-	-	9,565,969	9,300,444
Transportation	2,786,165	3,053,704	-	-	2,786,165	3,053,704
Resources and Economic Development	1,002,873	877,905	-	-	1,002,873	877,905
Individual and Family Services	10,757,071	9,248,538	-	-	10,757,071	9,248,538
Administration of Justice	2,611,297	2,607,327	-	-	2,611,297	2,607,327
Interest and Charges on Long-term Debt	200,782	204,855	-	-	200,782	204,855
State Lottery	-	-	919,818	936,416	919,818	936,416
Virginia College Savings Plan	-	-	115,447	244,165	115,447	244,165
Unemployment Insurance	-	-	880,989	432,805	880,989	432,805
Alcoholic Beverage Control	-	-	466,734	456,986	466,734	456,986
Local Choice Health Care	-	-	231,215	202,318	231,215	202,318
Nonmajor	-	-	120,219	117,741	120,219	117,741
Total Expenses	<u>29,464,969</u>	<u>27,763,007</u>	<u>2,734,422</u>	<u>2,390,431</u>	<u>32,199,391</u>	<u>30,153,438</u>
Excess/deficiency before transfers	(1,914,351)	110,673	(94,531)	380,161	(2,008,882)	490,834
Transfers	591,326	593,223	(591,326)	(593,223)	-	-
Increase (Decrease) in net assets	<u>(1,323,025)</u>	<u>703,896</u>	<u>(685,857)</u>	<u>(213,062)</u>	<u>(2,008,882)</u>	<u>490,834</u>
Net assets, July 1, as restated	17,398,136	16,694,240	901,366	1,114,428	18,299,502	17,808,668
Net assets, June 30	<u>\$ 16,075,111</u>	<u>\$ 17,398,136</u>	<u>\$ 215,509</u>	<u>\$ 901,366</u>	<u>\$ 16,290,620</u>	<u>\$ 18,299,502</u>

Governmental Activities Revenues

Figure 12 is a graphical representation of the Statement of Activities revenues for governmental activities. Governmental activities revenues decreased by \$323.1 million, or 1.2 percent. The net decrease is mainly attributable to overall decreases in revenue, primarily due to taxes, offset by increases in the Federal Trust Fund, which are discussed on pages 34 and 35.

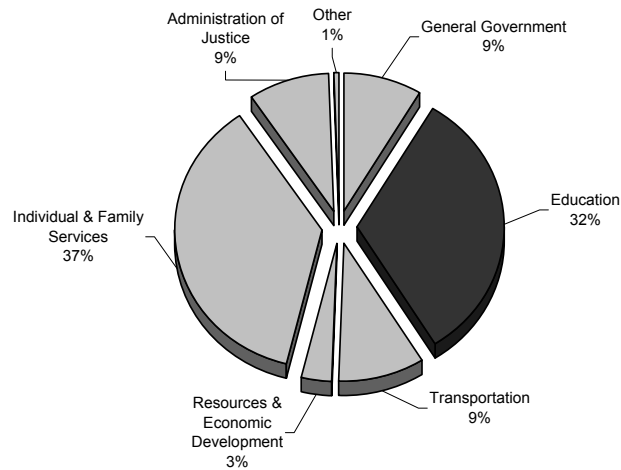
Figure 12
Revenues by Source – Governmental Activities
Fiscal Year 2009



Governmental Activities Expenses

Figure 13 is a graphical representation of the Statement of Activities expenses for governmental activities. Governmental activities expenses increased by \$1.7 billion or 6.1 percent. The majority of the increase is related to individual and family services expenses funded by increased federal support, which is discussed further on page 35.

Figure 13
Expenses by Type – Governmental Activities
Fiscal Year 2009

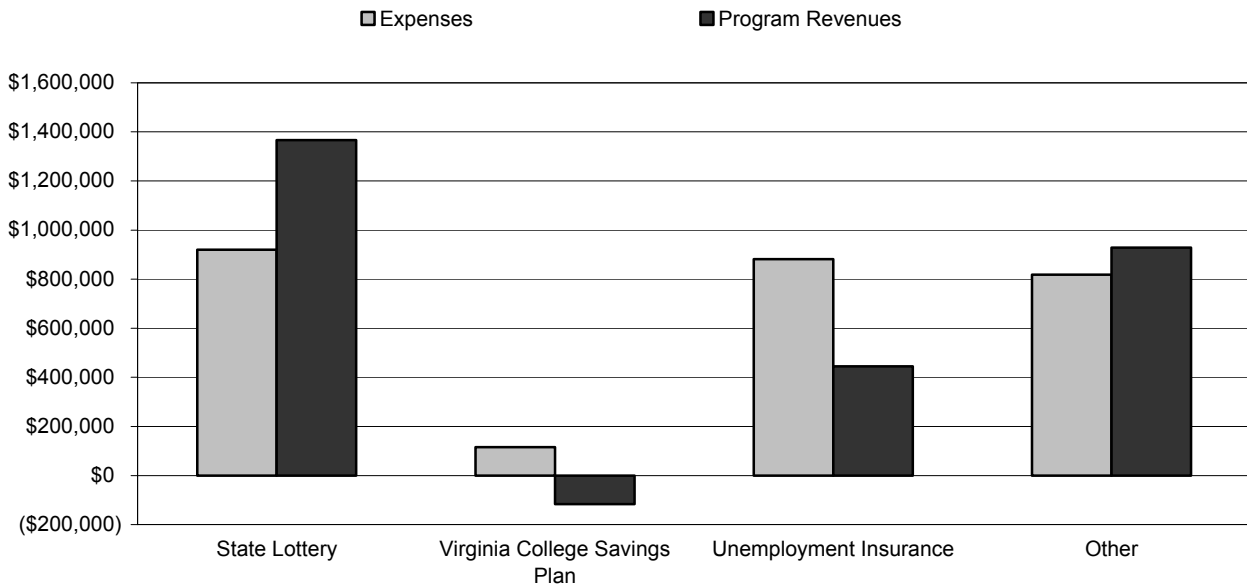


Net Assets of Business-type Activities

Net assets of business-type activities decreased by \$685.9 million during the fiscal year. Highlights of the changes in net assets for the major enterprise funds were as follows:

- Lottery sales were \$1.4 billion, consistent with the prior year. Net income was \$451.6 million, a decrease of \$13.5 million (2.9 percent) from fiscal year 2008. Sales of scratch games decreased by \$4.5 million (0.7 percent) and online sales decreased by \$16.3 million (2.4 percent). This is offset by a decrease of \$14.8 million (1.6 percent) in total expenses, primarily attributable to the cost of sales and services.
- Virginia College Savings Plan's net assets decreased by \$232.6 million (441.9 percent). This deterioration in financial position is primarily attributable to much worse than anticipated investment performance and a change in the tuition growth assumption that significantly increased the projected unfunded actuarial liability calculated by the Plan's actuary. The decrease in net assets was offset somewhat by revenue from new contract sales.
- Unemployment Compensation Fund net assets decreased by \$443.8 million during fiscal year 2009 as a result of significant increases in benefit claim payments due to the rise of unemployment rates resulting from the recession. These decreases were offset by interest income of \$27.6 million and federal distributions under the American Recovery and Reinvestment Act of \$76.3 million for expanded unemployment benefits. For fiscal year 2009 the average employer assessment rate increased from 1.11 percent in fiscal year 2008 to 1.19 percent, but taxable employer wages decreased by approximately \$400 million, contributing to an overall premium revenue decrease of \$8.7 million. For benefit payments, which are reflective of Virginia's softening employment market, the overall average unemployment rate for fiscal year 2009 rose from 3.4 percent to 5.6 percent. The increase in the unemployment rate translated into an additional 352,633 benefit claimants for fiscal year 2009 over the prior year. Additionally, the average weekly benefit payment increased from \$269 to \$282 per week, a 4.8 percent increase, and the average claim duration also slightly increased from an average 12.5 weeks to 12.6 weeks. These multiple influences led to total increased benefit payments of \$448.2 million over the prior year.

Figure 14
Business-type Activities
Program Revenues and Expenses
 For the Fiscal Year Ended June 30, 2009
 (Dollars in Thousands)



Fund Statements Financial Analysis

As of the end of the fiscal year, the primary government's governmental funds reported combined ending fund balances of \$2.75 billion. Of this amount, \$1.77 billion, or 64.5 percent, constitutes unreserved fund balance. The remainder of fund balance is reserved to indicate that it is not available for new spending because it has already been committed to a variety of other restricted purposes, such as the Revenue Stabilization Fund, outstanding debt and capital outlay.

General Fund Highlights

The General Fund is the chief budgetary operating fund of the primary government. At the end of the current fiscal year, unreserved fund balance of the General Fund was (\$928.0) million and reserved fund balance was \$669.5 million. As discussed in Note 5, the decrease in reserved fund balance is due largely to a withdrawal of \$490.0 million from the Revenue Stabilization Fund during the fiscal year to offset declining revenue. When compared to the prior year, the net change in fund balance of the General Fund is a decrease of \$680.6 million. Fiscal year 2009 General Fund revenues were 9.1 percent or \$1.5 billion less than fiscal year 2008 revenues. This was primarily attributable to a \$1.4 billion decrease (8.7 percent) in overall tax revenue. Fiscal year 2009 expenditures decreased \$624.2 million as compared to fiscal year 2008. This was attributable to increases in education expenditures of \$201.5 million, and decreases in capital outlay expenditures, general government expenditures, administration of justice expenditures, and individual and family services expenditures of \$364.0 million, \$149.3 million, \$133.0 million, and \$120.8 million, respectively. Net other financing sources and uses increased by \$178.4 million which is due to both higher transfers in and lower transfers out.

Budget Highlights

The General Fund recognized decreases in overall growth when compared to 2008. Additionally, the economic conditions contributed to a decrease in the original revenue budget by \$1.5 billion. This reduction was primarily attributable to decreases in the final budget for individual and fiduciary income tax revenue of \$1.1 billion, sales and use tax revenue of \$290.2 million, and deeds, contracts, wills, and suits tax revenues of \$82.7 million. Total actual revenues were less than final budgeted revenues by \$275.4 million.

Total final budget expenditures were less than original budget expenditures by \$665.4 million or 3.8 percent, primarily due to actions taken to reduce spending as a result of declining revenue collections. Approximately \$343.6 million of the decrease is related to individual and family services expenditures. Additionally, budgeted expenditures for education and capital outlay decreased by \$236.5 and \$85.4 million, respectively.

The Commonwealth spent less than planned so actual expenditures were \$388.2 million or 2.3 percent lower than final budget expenditures. This General Fund variance was due mostly to a decrease in administration of justice expenditures of \$140.3 million. Of this amount, \$109.5 million was paid using State Fiscal Stabilization Funds received from the American Recovery and Reinvestment Act and is recorded in the Federal Trust Fund.

Budget Outlook

The economic climate for fiscal year 2010 revenue continues to reflect a slowing economy. Slower income growth, lower consumer confidence, and the downward trends in the housing market continue to drive shortfalls in withholding, sales, and recordation taxes. The two General Fund revenue sources most closely tied to current economic activity – payroll withholding and retail sales taxes – were significantly lower than the estimated revenue collections and growth rate for fiscal year 2009. The current economic climate, coupled with lower than anticipated revenue growth during fiscal year 2009, have contributed to a \$1.2 billion reduction in the General Fund revenue forecast for fiscal year 2010. Based on the most recent General Fund revenue estimate, the fiscal year 2010 revenue is projected to decline by 1.6 percent from the fiscal year 2009 revenue collections. In addition, projected fiscal year 2010 revenue will be less than the actual revenue collected in both fiscal year 2008 and fiscal year 2009. Due to the downwardly revised estimated revenue collections, the Commonwealth will accordingly adjust the planned General Fund spending. The Governor instructed Cabinet Secretaries to prepare and submit plans for five, ten, and fifteen percent reductions in General Fund spending for the fiscal year 2010. The Governor will release his fiscal year 2010 budget reductions in conjunction with his amendments to the 2008-2010 biennial budget on December 18, 2009.

Major Special Revenue Fund Highlights

The Commonwealth Transportation Fund ended the fiscal year with a fund balance of \$1.43 billion, a decrease of \$413.5 million from the prior year. Approximately \$2.2 billion is committed for various highway, public transportation, and rail preservation projects (see Note 18). The decrease in fund balance was primarily the result of the following activities: revenues and expenditures both decreased \$277.4 million, or 7.4 percent and \$187.9 million, or 4.8 percent, respectively, with expenditures exceeding revenues by approximately \$263.3 million. This decreased activity is primarily due to decreased federal funds available for construction and decreases in secondary highway maintenance. Additionally, interest earnings decreased.

The Federal Trust Fund balance decreased by \$32.4 million, or 37.4 percent. Federal Grants and Contracts revenue increased by approximately \$1.59 billion, or 27.8 percent. This increase was offset with an increase in total expenditures of approximately \$1.69 billion, or 29.5 percent. The increases in Federal Grants and Contracts revenue included \$587.5 million in American Recovery and Reinvestment Act receipts, \$214.0 million in food stamps, \$191.9 million for the Virginia Employment Commission and \$136.9 million for Medicaid funding due to the economic downturn to supplement individual and family services payments.

The Literary Fund's fund balance decreased by \$95.3 million, or 32.4 percent, in fiscal year 2009 from fiscal year 2008. Net disbursements exceeded net receipts due to an increase of \$112.7 million in disbursements for school employee retirement and social security contributions per Chapter 781, 2009 Acts of Assembly.

Capital Asset and Long-term Debt

Capital Assets. The primary government's investment in capital assets for its governmental and business-type activities as of June 30, 2009, amounts to \$19.7 billion (net of accumulated depreciation totaling \$11.5 billion). This investment in capital assets includes land, buildings, improvements, equipment, infrastructure, and construction-in-progress. Infrastructure assets are items that are normally immovable such as roads, bridges, drainage systems, and other similar assets. As noted on page 30, decreases in current and other assets offset by increases to capital assets resulted in a decrease in net assets of the governmental activities of \$1.3 billion or 7.6 percent. The increase in the primary government's investment in capital assets was primarily attributable to increases in infrastructure of \$838.5 million related to transportation. The primary government reports equipment with a value of \$50,000 or greater and an expected useful life of two or more years. The primary government capitalizes all land, buildings, and infrastructure that have a cost or value greater than \$100,000 and an expected useful life of two or more years. Additional information on the primary government's capital assets can be found in Note 12, "Capital Assets."

Figure 15
Capital Assets as of June 30, 2009
(Net of Depreciation)
(Dollars in Thousands)

	Governmental Activities	Business-type Activities	Total
Land	\$ 2,067,422	\$ 1,977	\$ 2,069,399
Buildings	2,019,713	7,190	2,026,903
Equipment	452,412	16,237	468,649
Infrastructure	11,887,962	-	11,887,962
Construction in Progress	3,264,062	336	3,264,398
Total	<u>\$ 19,691,571</u>	<u>\$ 25,740</u>	<u>\$ 19,717,311</u>

Long-term Debt. The Commonwealth is prohibited from issuing general obligation bonds for operating purposes. At the end of the current fiscal year, the Commonwealth had total debt outstanding of \$29.5 billion, including total tax-supported debt of \$9.0 billion and total debt not supported by taxes of \$20.5 billion. Bonds backed by the full faith and credit of the government and tax-supported total \$1.7 billion. Debt is considered tax supported if Commonwealth tax revenues are used or pledged for debt service payments. An additional \$726.4 million is considered moral obligation debt which is not tax-supported. The Commonwealth has no direct or indirect pledge of tax revenues to fund reserve deficiencies. However, in some cases, the Commonwealth has made a moral obligation pledge to consider funding deficiencies in debt service reserves that may occur. The remainder of the Commonwealth's debt represents bonds secured solely by specified revenue sources (i.e., revenue bonds).

During fiscal year 2009, the Commonwealth issued \$4.7 billion of new debt for various projects. \$782.5 million of the new debt was for the primary government and \$3.9 billion for the component units. Additional information on the Commonwealth's outstanding debt can be found on page 132 in Note 24, "Long-Term Liabilities," as well as in the section entitled "Debt Schedules." The Commonwealth maintains a "triple A" bond rating for general obligation debt from the three rating agencies: Moody's Investors Service; Standard & Poor's Ratings Group, a division of The McGraw Hill Companies, Inc.; and Fitch, Inc.

State statutes limit the amount of general obligation debt the Commonwealth may issue for each specific type of debt. The 9(a) bonds, which may be issued to fund the defense of the Commonwealth; to meet casual deficits in revenue or in anticipation of the collection of revenues; or to redeem previous debt obligations, and are limited to 30 percent of 1.15 times the annual tax revenues for fiscal year 2009. The 9(b) bonds, which have been authorized by the citizens of Virginia through bond referenda to finance capital projects, are limited to 1.15 times the average of selected tax revenues for fiscal years 2007, 2008, and 2009. The 9(c) bonds, which have been issued to finance capital projects that will generate revenue upon their completion, are limited to 1.15

times the average of selected tax revenues for fiscal years 2007, 2008, and 2009. The current debt limitation for the Commonwealth is \$4.6 billion, \$14.8 billion, and \$15.3 billion, respectively, for the 9(a), 9(b), and 9(c) general obligation bond issues. These limits significantly exceed the Commonwealth's outstanding general obligation debt. Currently, there is no 9(a) debt outstanding.

Figure 16
Outstanding Debt as of June 30, 2009
General Obligation Bonds
(Dollars in Thousands)

	Primary Government			Component Units
	Governmental Activities	Business-type Activities	Total	
General obligation bonds				
9(b)	\$ 1,040,636	\$ -	\$ 1,040,636	\$ -
9(c)	36,884	-	36,884	573,550
Total	<u>\$ 1,077,520</u>	<u>\$ -</u>	<u>\$ 1,077,520</u>	<u>\$ 573,550</u>

Economic Factors and Review

In fiscal year 2009, the nation experienced what many have called “the Great Recession” – the most severe economic downturn since the Great Depression of the 1930s. The Commonwealth was not immune to this economic downtrend. Virginia’s nonfarm employment growth rate fell slightly; however the national growth rate fell even lower. The Commonwealth’s personal income in current dollars grew by just 1.1 percent, by far the lowest growth in the four previous years. Although it increased sharply in fiscal year 2009, unemployment in the Commonwealth was only 5.6 percent, substantially lower than the national average, which was 7.6 percent. Taxable sales suffered a 4.1 percent decline in fiscal year 2009 following only a slight rise of 1.2 percent in fiscal year 2008. During fiscal year 2009, new housing in Virginia continued to fall by 31 percent. Compared to national averages, the Commonwealth generally fared better than the nation. For a more in-depth discussion on the Commonwealth’s economy see “Economic Review” on page 8.

Requests for Information

This financial report is designed to provide a general overview of the Commonwealth’s finances for all those with an interest in the government’s finances. Questions concerning any of the information provided in this report or requests for additional financial information should be addressed to the State Comptroller’s Office, Commonwealth of Virginia, P. O. Box 1971, Richmond, Virginia 23218. This report is also available for download from the World Wide Web. Our Internet address is www.doa.virginia.gov.

The Commonwealth’s component units issue their own separate financial statements. Contact information regarding each component unit is provided in Note 1.B.

Government-wide Financial Statements

Statement of Net Assets

June 30, 2009

(Dollars in Thousands)

	Primary Government			Component Units
	Governmental Activities	Business-type Activities	Total	
Assets				
Cash and Cash Equivalents (Notes 1 and 6)	\$ 3,414,957	\$ 756,394	\$ 4,171,351	\$ 1,838,720
Investments (Notes 1 and 6)	1,673,492	1,704,720	3,378,212	8,457,539
Receivables, Net (Notes 1 and 7)	2,471,391	452,138	2,923,529	12,036,494
Contributions Receivable, Net (Notes 1 and 8)	-	-	-	308,163
Internal Balances (Note 1)	45,157	(45,157)	-	-
Due from Primary Government (Note 9)	-	-	-	56,454
Due from Component Units (Note 9)	252	-	252	88,859
Due from External Parties (Fiduciary Funds) (Note 9)	185	-	185	-
Inventory (Note 1)	135,298	50,030	185,328	81,459
Prepaid Items (Note 1)	62,352	2,321	64,673	98,242
Other Assets (Notes 1 and 10)	3,846	162	4,008	168,167
Loans Receivable from Primary Government (Notes 1 and 9)	-	-	-	172,160
Loans Receivable from Component Units (Notes 1 and 9)	23,812	-	23,812	-
Restricted Cash and Cash Equivalents (Notes 6 and 11)	525,691	-	525,691	2,692,263
Restricted Investments (Notes 6 and 11)	-	-	-	3,522,562
Other Restricted Assets (Note 11)	-	-	-	165,676
Nondepreciable Capital Assets (Notes 1 and 12)	5,331,484	2,313	5,333,797	2,658,707
Depreciable Capital Assets, Net (Notes 1 and 12)	14,360,087	23,427	14,383,514	9,157,433
Total Assets	28,048,004	2,946,348	30,994,352	41,502,898
Liabilities				
Accounts Payable (Notes 1 and 22)	871,674	45,627	917,301	901,325
Amounts Due to Other Governments	458,773	26,282	485,055	79,361
Due to Primary Government (Note 9)	-	-	-	252
Due to Component Units (Note 9)	56,454	-	56,454	88,859
Due to External Parties (Fiduciary Funds) (Note 9)	116	-	116	-
Unearned Revenue (Note 1)	113,893	4,797	118,690	315,460
Obligations Under Securities Lending Program (Notes 1 and 6)	1,580,357	286,765	1,867,122	161,440
Other Liabilities (Notes 1 and 23)	1,736,460	90,971	1,827,431	1,075,814
Loans Payable to Primary Government (Notes 1 and 9)	-	-	-	23,812
Loans Payable to Component Units (Notes 1 and 9)	172,160	-	172,160	-
Claims Payable:				
Due Within One Year (Notes 1 and 21)	167,240	28,152	195,392	63,346
Due in More Than One Year (Notes 1 and 21)	346,727	9,115	355,842	42,048
Long-term Liabilities:				
Due Within One Year (Notes 1, 19, and 24)	595,872	196,540	792,412	1,310,832
Due in More Than One Year (Notes 1, 19, and 24)	5,873,167	2,042,590	7,915,757	19,434,320
Total Liabilities	11,972,893	2,730,839	14,703,732	23,496,869

The accompanying notes are an integral part of this financial statement.

	Primary Government			Component Units
	Governmental Activities	Business-type Activities	Total	
Net Assets				
Invested in Capital Assets, Net of Related Debt	16,208,688	22,856	16,231,544	6,961,608
Restricted For:				
Nonexpendable:				
Higher Education	-	-	-	2,155,439
Permanent Funds	43,263	-	43,263	-
Other	-	-	-	92,791
Expendable:				
Higher Education	-	-	-	3,336,957
Permanent Funds	1,657	-	1,657	-
Revenue Stabilization Fund	575,064	-	575,064	-
Literary Fund	198,476	-	198,476	-
Gifts and Grants	100,995	-	100,995	14,541
Unemployment Compensation	-	372,087	372,087	-
Virginia Pooled Investment Program	-	-	-	6,990
Capital Projects/Construction/Capital Acquisition	398,211	187	398,398	1,565,958
Debt Service	102,456	-	102,456	72,693
Bond Indenture	-	-	-	1,970,640
Lottery Proceeds Fund	964	-	964	-
Other	-	-	-	50,717
Unrestricted	(1,554,663)	(179,621)	(1,734,284)	1,777,695
Total Net Assets	\$ 16,075,111	\$ 215,509	\$ 16,290,620	\$ 18,006,029

Statement of Activities

For the Fiscal Year Ended June 30, 2009

(Dollars in Thousands)

Functions/Programs	Expenses	Program Revenues		
		Charges for Services	Operating Grants and Contributions	Capital Grants and Contributions
Primary Government				
Governmental Activities				
General Government	\$ 2,540,812	\$ 242,881	\$ 149,609	\$ 175
Education	9,565,969	372,851	787,445	370
Transportation	2,786,165	643,528	53,057	993,896
Resources and Economic Development	1,002,873	298,730	236,297	995
Individual and Family Services	10,757,071	415,138	6,320,191	734
Administration of Justice	2,611,297	321,108	37,126	705
Interest and Charges on Long-term Debt	200,782	-	-	-
Total Governmental Activities	29,464,969	2,294,236	7,583,725	996,875
Business-type Activities				
State Lottery	919,818	1,366,012	-	-
Virginia College Savings Plan (Note 1)	115,447	(116,992)	-	-
Unemployment Compensation	880,989	341,058	103,952	-
Alcoholic Beverage Control	466,734	572,795	916	-
Local Choice Health Care	231,215	225,747	-	-
Other	120,219	128,586	-	-
Total Business-type Activities	2,734,422	2,517,206	104,868	-
Total Primary Government	\$ 32,199,391	\$ 4,811,442	\$ 7,688,593	\$ 996,875
Component Units				
Virginia Housing Development Authority	\$ 596,807	\$ 542,091	\$ 130,723	\$ -
Virginia Public School Authority	164,640	149,937	-	-
Higher Education:				
Major	6,075,066	4,234,886	541,960	132,030
Nonmajor	4,073,007	1,648,247	463,089	268,650
Other Nonmajor (Note 1)	739,928	504,882	(22,305)	83,698
Total Component Units	\$ 11,649,448	\$ 7,080,043	\$ 1,113,467	\$ 484,378

The accompanying notes are an integral part of this financial statement.

Net (Expense) Revenue and Changes in Net Assets			
Primary Government			Component Units
Governmental Activities	Business-type Activities	Total	
\$ (2,148,147)	\$ -	\$ (2,148,147)	\$ -
(8,405,303)	-	(8,405,303)	-
(1,095,684)	-	(1,095,684)	-
(466,851)	-	(466,851)	-
(4,021,008)	-	(4,021,008)	-
(2,252,358)	-	(2,252,358)	-
(200,782)	-	(200,782)	-
(18,590,133)	-	(18,590,133)	-
-	446,194	446,194	-
-	(232,439)	(232,439)	-
-	(435,979)	(435,979)	-
-	106,977	106,977	-
-	(5,468)	(5,468)	-
-	8,367	8,367	-
-	(112,348)	(112,348)	-
(18,590,133)	(112,348)	(18,702,481)	-
-	-	-	76,007
-	-	-	(14,703)
-	-	-	(1,166,190)
-	-	-	(1,693,021)
-	-	-	(173,653)
-	-	-	(2,971,560)

Continued on next page

Statement of Activities (Continued from previous page)

For the Fiscal Year Ended June 30, 2009

(Dollars in Thousands)

	Net (Expense) Revenue and Changes in Net Assets			
	Primary Government			Component Units
	Governmental Activities	Business-type Activities	Total	
General Revenues				
Taxes				
Individual and Fiduciary Income	9,558,764	-	9,558,764	-
Sales and Use	3,553,675	-	3,553,675	-
Corporation Income	545,800	-	545,800	-
Motor Fuel	889,245	-	889,245	-
Motor Vehicle Sales and Use	406,400	-	406,400	-
Deeds, Contracts, Wills, and Suits	350,614	-	350,614	-
Premiums of Insurance Companies	365,404	-	365,404	-
Alcoholic Beverage Sales Tax	109,643	-	109,643	-
Tobacco Products	182,484	-	182,484	-
Estate	3,569	-	3,569	-
Public Service Corporations	102,611	-	102,611	-
Beer and Beverage Excise	44,597	-	44,597	-
Wine and Spirits/ABC Liter	19,625	-	19,625	-
Bank Stock	21,323	-	21,323	-
Other Taxes	82,047	12,668	94,715	-
Operating Appropriations from Primary Government	-	-	-	1,921,791
Unrestricted Grants and Contributions	60,001	-	60,001	42,188
Investment Earnings (Note 1)	142,557	4,550	147,107	(799,749)
Miscellaneous	237,423	599	238,022	50,638
Tobacco Master Settlement	-	-	-	13,974
Transfers	591,326	(591,326)	-	-
Contributions to Permanent Funds and Endowments	-	-	-	124,859
Total General Revenues and Transfers	17,267,108	(573,509)	16,693,599	1,353,701
Change in Net Assets	(1,323,025)	(685,857)	(2,008,882)	(1,617,859)
Net Assets - July 1, as restated (Note 2)	17,398,136	901,366	18,299,502	19,623,888
Net Assets - June 30	\$ 16,075,111	\$ 215,509	\$ 16,290,620	\$ 18,006,029

The accompanying notes are an integral part of this financial statement.

Governmental Funds

General Fund

The General Fund accounts for transactions related to resources received and used for those services traditionally provided by a state government, which are not accounted for in any other fund.

Special Revenue Funds

Special Revenue Funds account for specific revenue sources that are restricted to finance particular functions and activities of the Commonwealth.

The Commonwealth Transportation Fund accounts for the revenues and expenditures associated with highway operations, maintenance, construction, and other transportation related activities. Funding for these programs is provided from highway user taxes, fees, and funds received from the federal government.

The Federal Trust Fund accounts for all federal dollars received by the Commonwealth except those received by the Commonwealth Transportation Fund, the Unemployment Compensation Fund, and institutions of higher education. The entire fund is restricted pursuant to federal regulations. As such, a separate fund balance reservation is not reflected.

The Literary Fund accounts for revenues from fines, forfeitures, and proceeds from unclaimed property used primarily to support public education in the Commonwealth. This fund provides low interest loans to school divisions for construction, renovations, and expansion of school buildings. The entire fund is constitutionally restricted for public schools. As such, a separate fund balance reservation is not reflected.

Nonmajor Governmental Funds include those Special Revenue, Debt Service, Capital Projects, and Permanent Funds listed on page 181 in the Combining and Individual Fund Statements and Schedules section of this report.

Balance Sheet – Governmental Funds

June 30, 2009

(Dollars in Thousands)

		Special Revenue		
	General	Commonwealth Transportation	Federal Trust	Literary
Assets				
Cash and Cash Equivalents (Notes 1 and 6)	\$ 331,445	\$ 1,524,840	\$ 123,686	\$ 67,134
Investments (Notes 1 and 6)	1,219,577	256,135	9,027	17,577
Receivables, Net (Notes 1 and 7)	1,028,725	293,322	715,832	339,094
Due from Other Funds (Note 9)	16,191	278	31	-
Due from External Parties (Fiduciary Funds) (Note 9)	27	-	-	-
Interfund Receivable (Note 9)	-	-	-	-
Inventory (Note 1)	47,368	51,699	15,384	-
Prepaid Items (Note 1)	46,114	7,311	751	-
Other Assets (Notes 1 and 10)	981	514	1,293	-
Loans Receivable from Component Units (Notes 1 and 9)	-	-	-	-
Restricted Cash and Cash Equivalents (Notes 1, 6, and 11)	-	68,435	-	-
Total Assets	<u>\$ 2,690,428</u>	<u>\$ 2,202,534</u>	<u>\$ 866,004</u>	<u>\$ 423,805</u>
Liabilities and Fund Balances				
Accounts Payable (Notes 1 and 22)	\$ 269,957	\$ 224,654	\$ 143,959	\$ 225
Amounts Due to Other Governments	253,326	799	127,863	-
Due to Other Funds (Note 9)	19,568	12,638	9,216	-
Due to Component Units (Note 9)	10,940	-	-	-
Due to External Parties (Fiduciary Funds) (Note 9)	-	-	-	-
Interfund Payable (Note 9)	-	-	4,197	-
Deferred Revenue (Note 1)	372,290	37,784	54,961	20,717
Unearned Revenue (Note 1)	-	21,922	14,393	-
Deferred Taxes (Note 1)	199,308	-	-	-
Obligations Under Securities Lending Program (Notes 1 and 6)	807,765	469,618	16,551	32,227
Other Liabilities (Notes 1 and 23)	1,015,159	4,869	440,533	-
Loans Payable to Component Units (Notes 1 and 9)	-	-	-	172,160
Long-term Liabilities Due Within One Year (Notes 1, 19, and 24)	582	139	76	-
Total Liabilities	<u>2,948,895</u>	<u>772,423</u>	<u>811,749</u>	<u>225,329</u>
Fund Balances Reserved for (Note 1):				
Revenue Stabilization Fund	575,064	-	-	-
Lottery Proceeds Fund	964	-	-	-
Inventory	47,368	51,699	15,384	-
Prepaid Items	46,114	7,311	751	-
Debt Service	-	-	-	-
Gifts and Grants	-	21,302	-	-
Capital Acquisition / Construction	-	66,724	-	-
Fund Balances Unreserved, Reported in (Note 1):				
General Fund	(927,977)	-	-	-
Special Revenue Funds	-	1,283,075	38,120	198,476
Capital Projects Funds	-	-	-	-
Permanent Funds	-	-	-	-
Total Fund Balances (Deficit) (Note 3)	<u>(258,467)</u>	<u>1,430,111</u>	<u>54,255</u>	<u>198,476</u>
Total Liabilities and Fund Balances	<u>\$ 2,690,428</u>	<u>\$ 2,202,534</u>	<u>\$ 866,004</u>	<u>\$ 423,805</u>

The accompanying notes are an integral part of this financial statement.

Nonmajor Governmental Funds	Total Governmental Funds
\$ 1,303,067	\$ 3,350,172
91,839	1,594,155
65,171	2,442,144
7,909	24,409
158	185
43,478	43,478
4,840	119,291
7,705	61,881
954	3,742
23,812	23,812
-	68,435
<u>\$ 1,548,933</u>	<u>\$ 7,731,704</u>
\$ 63,607	\$ 702,402
1,445	383,433
6,765	48,187
13,259	24,199
116	116
-	4,197
14,925	500,677
8,851	45,166
-	199,308
108,733	1,434,894
5,520	1,466,081
-	172,160
270	1,067
<u>223,491</u>	<u>4,981,887</u>
-	575,064
-	964
4,840	119,291
7,705	61,881
102,456	102,456
28,317	49,619
-	66,724
-	(927,977)
805,717	2,325,388
331,487	331,487
44,920	44,920
<u>1,325,442</u>	<u>2,749,817</u>
<u>\$ 1,548,933</u>	<u>\$ 7,731,704</u>

Reconciliation of the Balance Sheet – Governmental Funds to the Government-wide Statement of Net Assets

June 30, 2009

(Dollars in Thousands)

Total fund balances - governmental funds (see Balance Sheet - Governmental Funds)	\$ 2,749,817
--	---------------------

When capital assets (land, buildings, equipment, improvements, construction-in-progress, and/or infrastructure) that are to be used in governmental activities are purchased or constructed, the costs of those assets are reported as expenditures in governmental funds. However, the Statement of Net Assets includes those capital assets among the assets of the primary government as a whole.

Non Depreciable Capital Assets	5,330,672
Depreciable Capital Assets	14,301,444

Long-term liabilities applicable to the primary government's governmental activities are not due and payable in the current period and, accordingly, are not reported as fund liabilities. All liabilities, both current and long-term, are reported in the Statement of Net Assets.

Tax Note	(81,278)
Pension Liability	(978,157)
OPEB Liability	(115,751)
Capital Lease	(83,954)
Installment Purchases	(59,568)
Compensated Absences	(328,799)
Uninsured Employer's Fund	(22,302)
Regional Jails	(8,231)
Bonds	(4,627,478)
Notes	(15,739)
Accrued Interest Payable	(65,540)
Other Obligations	(104,629)
Pollution Remediation Liability	(2,472)


Internal service funds are used by the primary government to charge costs to individual funds. The assets and liabilities of internal service funds are included in governmental activities in the Statement of Net Assets.	(110,306)
---	-----------

Other long-term payables are not due and payable in the current period and, therefore, are not reported in the funds.	(203,295)
---	-----------

Other long-term assets are not available to pay for current period expenditures and, therefore, are deferred in the funds.	<u>500,677</u>
--	----------------

Net assets of governmental activities (see Government-wide Statement of Net Assets)	\$ <u>16,075,111</u>
--	-----------------------------

The accompanying notes are an integral part of this financial statement.



Statement of Revenues, Expenditures, and Changes in Fund Balances – Governmental Funds

For the Fiscal Year Ended June 30, 2009

(Dollars in Thousands)

		Special Revenue		
		Commonwealth Transportation	Federal Trust	Literary
	General			
Revenues				
Taxes	\$ 14,248,875	\$ 1,938,598	\$ -	\$ -
Rights and Privileges	67,362	549,598	-	243
Institutional Revenue	6,402	-	-	-
Interest, Dividends, Rents, and Other Investment Income (Note 1)	122,092	52,219	2,220	22,075
Federal Grants and Contracts	-	798,683	7,305,109	-
Other (Note 25)	345,698	122,774	77,654	173,467
Total Revenues	14,790,429	3,461,872	7,384,983	195,785
Expenditures				
Current:				
General Government	1,670,552	1,967	124,432	1,045
Education	8,027,334	2,377	886,446	303,306
Transportation	11,863	3,671,070	15,778	-
Resources and Economic Development	288,560	10,568	173,700	-
Individual and Family Services	4,071,473	-	6,052,896	-
Administration of Justice	2,286,639	8,637	149,012	-
Capital Outlay	10,659	30,506	14,682	-
Debt Service:				
Principal Retirement	-	-	-	-
Interest and Charges	-	-	-	-
Total Expenditures	16,367,080	3,725,125	7,416,946	304,351
Revenues Over (Under) Expenditures	(1,576,651)	(263,253)	(31,963)	(108,566)
Other Financing Sources (Uses)				
Transfers In (Note 30)	672,922	155,770	9,168	13,309
Transfers Out (Note 30)	(561,192)	(314,122)	(9,618)	-
Notes Issued	3,249	-	-	-
Insurance Recoveries	209	3,380	-	-
Capital Leases Initiated	77	787	-	-
Bonds Issued	-	-	-	-
Premium on Debt Issuance	-	-	-	-
Refunding Bonds Issued	-	-	-	-
Sale of Capital Assets	-	3,953	-	-
Payment to Refunded Bond Escrow Agents	-	-	-	-
Total Other Financing Sources (Uses)	115,265	(150,232)	(450)	13,309
Net Change in Fund Balances				
Fund Balance, July 1, as restated (Note 2)	1,202,919	1,843,596	86,668	293,733
Fund Balance (Deficit), June 30 (Note 3)	\$ (258,467)	\$ 1,430,111	\$ 54,255	\$ 198,476

The accompanying notes are an integral part of this financial statement.

Nonmajor Governmental Funds	Total Governmental Funds
\$ 88,628	\$ 16,276,101
271,688	888,891
402,435	408,837
19,145	217,751
8,859	8,112,651
380,481	1,100,074
1,171,236	27,004,305
90,702	1,888,698
40,758	9,260,221
5,213	3,703,924
517,451	990,279
639,467	10,763,836
86,946	2,531,234
555,865	611,712
416,460	416,460
207,005	207,005
2,559,867	30,373,369
(1,388,631)	(3,369,064)
719,467	1,570,636
(91,217)	(976,149)
17,885	21,134
4,399	7,988
-	864
645,995	645,995
46,347	46,347
68,203	68,203
37	3,990
(74,361)	(74,361)
1,336,755	1,314,647
(51,876)	(2,054,417)
1,377,318	4,804,234
\$ 1,325,442	\$ 2,749,817

Reconciliation of the Statement of Revenues, Expenditures, and Changes in Fund Balances – Governmental Funds to the Government-wide Statement of Activities

For the Fiscal Year Ended June 30, 2009
(Dollars in Thousands)

Net Change in fund balances - total government funds (See Statement of Revenues, Expenditures, and Changes in Fund Balances - Governmental Funds) **\$ (2,054,417)**

When capital assets that are to be used in governmental activities are purchased or constructed, the resources expended for those assets are reported as expenditures in governmental funds. However, in the Statement of Activities, the cost of those assets is allocated over their estimated useful lives and reported as depreciation expense. As a result, fund balance decreases by the amount of financial resources expended, whereas net assets decrease by the amount of depreciation expense charged for the year.

Net Non-Depreciable Capital Assets	116,819
Net Depreciable Capital Assets	1,584,622
Net Depreciation Expense	(614,447)

Debt proceeds provide current financial resources to governmental funds by issuing debt, which increases long-term debt in the Statement of Net Assets.

Debt Issuance	(645,995)
Capital Lease Proceeds	(863)
Bond Premiums	(46,347)
Refunding Bonds Issued	(68,203)
Installment Purchase Proceeds	(21,134)

Repayment of debt principal is an expenditure in the governmental funds, but the repayment reduces long-term debt in the Statement of Net Assets.

Debt Service Fund Repayment of Debt Principal	416,460
Repayment of Debt Principal in Other Funds:	
Installment Purchases	17,392
Pollution Remediation Liability	525
Regional Jails	2,634

Payment to Refunded Bond Escrow Agent is an expenditure in the governmental funds, but the refunding reduces long-term debt in the Statement of Net Assets.	74,361
---	--------

Revenues in the Statement of Activities that do not provide current financial resources are not reported as revenues in the funds.	59,390
--	--------

Increases/decreases of expenses associated with long-term debt reported in the Statement of Activities do not require the use of, or provide, current financial resources and, therefore, are not reported in the governmental funds.

Increase in Pension Liability	(109,567)
Increase in OPEB Liability	(59,493)
Increase in Other LT Liabilities	(81,984)
Increase in Other Liabilities	(54,008)
Decrease in Compensated Absences	8,504
Decrease in Interest Expense, Amortization of Deferrals on Long-term Debt and accrued interest liability	6,224

Net Decrease in Due to Component Units for Capital and Other Projects resulting from appropriation reductions, which are not reported as expenditures in the fund statements.	222,548
---	---------

The net revenue (expenses) of certain activities of internal service funds is reported within governmental activities.	(76,046)
--	----------

Change in net assets of governmental activities (See Government-wide Statement of Activities)	\$ (1,323,025)
--	-----------------------

The accompanying notes are an integral part of this financial statement.

Proprietary Funds

The Proprietary Funds account for operations that are financed and operated in a manner similar to private business enterprises. It is the intent that the cost of providing such goods or services will be recovered through user charges.

Major Enterprise Funds

The State Lottery accounts for all receipts and expenses from the operations of the State Lottery.

The Virginia College Savings Plan administers the Virginia Prepaid Education Program. The plan offers contracts, for actuarially determined amounts, guaranteeing full future tuition and mandatory fee payments at Virginia's higher education institutions and differing payouts at private or out-of-state institutions. The fund accounts for the actuarially determined contributions and payments for approved expenses.

The Unemployment Compensation administers the temporary partial income replacement payments to unemployed covered workers.

Nonmajor Enterprise Funds include those operations of state agencies which are listed on page 193 in the Combining and Individual Fund Statements and Schedules section of this report.

Internal Service Funds include those operations of state agencies which are listed on page 209 in the Combining and Individual Fund Statements and Schedules section of this report.

Statement of Net Assets – Proprietary Funds

June 30, 2009

(Dollars in Thousands)

	Business-type Activities Enterprise Funds			
	State Lottery	Virginia College Savings Plan	Unemployment Compensation	Nonmajor
Assets				
Current Assets:				
Cash and Cash Equivalents (Notes 1 and 6)	\$ 5,980	\$ 188,225	\$ 363,952	\$ 198,237
Investments (Notes 1 and 6)	273,825	15,352	-	24,754
Receivables, Net (Notes 1 and 7)	53,104	74,921	70,924	34,370
Due from Other Funds (Note 9)	-	-	980	1,510
Inventory (Note 1)	-	-	-	50,030
Prepaid Items (Note 1)	288	-	-	2,033
Other Assets (Notes 1 and 10)	1	-	-	161
Total Current Assets	333,198	278,498	435,856	311,095
Noncurrent Assets:				
Investments (Notes 1 and 6)	232,102	1,158,686	-	1
Receivables, Net (Notes 1 and 7)	-	218,819	-	-
Nondepreciable Capital Assets (Notes 1 and 12)	-	-	-	2,313
Depreciable Capital Assets, Net (Notes 1 and 12)	7,221	2,975	-	13,231
Total Noncurrent Assets	239,323	1,380,480	-	15,545
Total Assets	572,521	1,658,978	435,856	326,640
Liabilities				
Current Liabilities:				
Accounts Payable (Notes 1 and 22)	8,723	2,480	278	34,146
Amounts Due to Other Governments	-	-	16,172	10,110
Due to Other Funds (Note 9)	9,012	26	507	8,515
Interfund Payable (Note 9)	-	-	-	28,537
Unearned Revenue (Note 1)	2,706	-	-	2,091
Obligations Under Securities Lending Program (Notes 1 and 6)	213,231	28,148	-	45,386
Other Liabilities (Notes 1 and 23)	43,922	177	46,625	247
Claims Payable Due Within One Year (Notes 1 and 21)	-	-	-	28,152
Long-term Liabilities Due Within One Year (Notes 1, 19, and 24)	61,968	130,311	-	4,261
Total Current Liabilities	339,562	161,142	63,582	161,445
Noncurrent Liabilities:				
Interfund Payable (Note 9)	-	-	-	-
Claims Payable Due in More Than One Year (Notes 1 and 21)	-	-	-	9,115
Long-term Liabilities Due in More Than One Year (Notes 1, 19, and 24)	237,300	1,783,059	-	22,231
Total Noncurrent Liabilities	237,300	1,783,059	-	31,346
Total Liabilities	576,862	1,944,201	63,582	192,791
Net Assets				
Invested in Capital Assets, Net of				
Related Debt	7,221	1,056	-	14,579
Restricted for Unemployment Compensation	-	-	372,087	-
Restricted for Capital Acquisition	-	-	187	-
Unrestricted	(11,562)	(286,279)	-	119,270
Total Net Assets (Deficit) (Note 3)	\$ (4,341)	\$ (285,223)	\$ 372,274	\$ 133,849

Some amounts reported for business-type activities in the Statement of Net Assets are different because certain internal service fund assets and liabilities are included in business-type activities.

Net assets of business-type activities

The accompanying notes are an integral part of this financial statement.

	Governmental Activities	
	Internal Service Funds	
Total		
\$ 756,394	\$ 522,041	
313,931	79,337	
233,319	29,247	
2,490	40,369	
50,030	16,007	
2,321	471	
162	9,601	
1,358,647	697,073	
1,390,789	-	
218,819	-	
2,313	812	
23,427	58,643	
1,635,348	59,455	
2,993,995	756,528	
45,627	80,802	
26,282	853	
18,060	1,021	
28,537	852	
4,797	68,727	
286,765	145,463	
90,971	5,531	
28,152	167,240	
196,540	6,100	
725,731	476,589	
-	9,892	
9,115	346,727	
2,042,590	34,676	
2,051,705	391,295	
2,777,436	867,884	
22,856	44,437	
372,087	-	
187	-	
(178,571)	(155,793)	
\$ 216,559	\$ (111,356)	
(1,050)		
\$ 215,509		

Statement of Revenues, Expenses, and Changes in Fund Net Assets – Proprietary Funds

For the Fiscal Year Ended June 30, 2009

(Dollars in Thousands)

	Business-type Activities Enterprise Funds			
	State Lottery	Virginia College Savings Plan	Unemployment Compensation	Nonmajor
Operating Revenues				
Charges for Sales and Services	\$ 1,365,605	\$ 130,826	\$ 341,058	\$ 908,946
Interest, Dividends, Rents, and Other Investment Income (Note 1)	-	(248,069)	-	-
Other (Note 25)	-	3	-	27,188
Total Operating Revenues	1,365,605	(117,240)	341,058	936,134
Operating Expenses				
Cost of Sales and Services	96,482	-	-	327,332
Prizes and Claims (Note 26)	767,722	-	880,989	218,772
Tuition Benefits Expense	-	103,679	-	-
Personal Services	21,062	5,831	-	102,945
Contractual Services	29,847	4,465	-	58,417
Supplies and Materials	546	110	-	21,794
Depreciation and Amortization (Note 27)	1,874	523	-	6,821
Rent, Insurance, and Other Related Charges	1,612	115	-	25,665
Interest Expense	-	-	-	-
Non-recurring Cost Estimate Payments to Providers	-	-	-	50,978
Other (Note 28)	-	423	-	4,622
Total Operating Expenses	919,145	115,146	880,989	817,346
Operating Income (Loss)	446,460	(232,386)	(539,931)	118,788
Nonoperating Revenues (Expenses)				
Interest, Dividends, Rents, and Other Investment Income (Note 1)	4,957	248	27,673	4,578
Other (Note 29)	192	(248)	76,279	(902)
Total Nonoperating Revenues (Expenses)	5,149	-	103,952	3,676
Income (Loss) Before Transfers	451,609	(232,386)	(435,979)	122,464
Transfers In (Note 30)	-	-	-	577
Transfers Out (Note 30)	(452,438)	(201)	(7,808)	(131,456)
Change in Net Assets	(829)	(232,587)	(443,787)	(8,415)
Total Net Assets (Deficit), July 1	(3,512)	(52,636)	816,061	142,264
Total Net Assets (Deficit), June 30 (Note 3)	\$ (4,341)	\$ (285,223)	\$ 372,274	\$ 133,849

Some amounts reported for business-type activities in the Statement of Activities are different because the net revenue (expense) of certain internal service funds is reported with business-type activities.

Change in Net Assets of business-type activities

The accompanying notes are an integral part of this financial statement.

	Governmental Activities	
	Total	Internal Service Funds
\$ 2,746,435	\$ 1,502,417	
(248,069)	-	
27,191	-	
2,525,557	1,502,417	
423,814	62,307	
1,867,483	1,028,381	
103,679	-	
129,838	54,734	
92,729	324,199	
22,450	9,599	
9,218	14,899	
27,392	70,826	
-	253	
50,978	-	
5,045	16,022	
2,732,626	1,581,220	
(207,069)	(78,803)	
37,456	14,120	
75,321	(8,441)	
112,777	5,679	
(94,292)	(73,124)	
577	1,061	
(591,903)	(4,222)	
(685,618)	(76,285)	
902,177	(35,071)	
\$ 216,559	\$ (111,356)	

(239)

\$ (685,857)

Statement of Cash Flows – Proprietary Funds

For the Fiscal Year Ended June 30, 2009

(Dollars in Thousands)

	Business-type Activities Enterprise Funds			
	State Lottery	Virginia College Savings Plan	Unemployment Compensation	Nonmajor
Cash Flows from Operating Activities				
Receipts for Sales and Services	\$ 1,361,560	\$ 135,220	\$ 335,754	\$ 913,904
Receipts from Investments	-	-	-	1
Internal Activity-Receipts from Other Funds	-	-	4,612	13,591
Internal Activity-Payments to Other Funds	-	(239)	-	(5,652)
Payments to Suppliers for Goods and Services	(96,482)	(1,106)	-	(377,696)
Payments for Contractual Services	(18,963)	(3,871)	-	(57,609)
Payments for Prizes, Claims, and Loss Control (Note 33)	(842,402)	-	(859,920)	(211,443)
Payments for Tuition Benefits	-	(85,317)	-	-
Payments to Employees	(20,175)	(5,277)	-	(101,314)
Payments to Providers for Non-recurring Cost Estimates	-	-	-	(46,687)
Other Operating Revenue (Note 33)	-	3	-	5,877
Other Operating Expense (Note 33)	-	(22)	-	(1,243)
Net Cash Provided by (Used for) Operating Activities	383,538	39,391	(519,554)	131,729
Cash Flows from Noncapital Financing Activities				
Transfers In From Other Funds	-	-	-	525
Transfers Out to Other Funds	(443,800)	(201)	(7,808)	(287,607)
Other Noncapital Financing Receipt Activities (Note 33)	2,721	-	76,278	184,248
Other Noncapital Financing Disbursement Activities (Note 33)	(5,000)	-	-	(31,579)
Net Cash Provided by (Used for) Noncapital Financing Activities	(446,079)	(201)	68,470	(134,413)
Cash Flows from Capital and Related Financing Activities				
Acquisition of Capital Assets	(2,909)	(958)	-	(237)
Payment of Principal and Interest on Bonds and Notes	-	(428)	-	(817)
Proceeds from Sale of Capital Assets	-	-	-	33
Other Capital and Related Financing Receipt Activities (Note 33)	-	-	-	-
Other Capital and Related Financing Disbursement Activities (Note 33)	-	-	-	-
Net Cash Provided By (Used for) Capital and Related Financing Activities	(2,909)	(1,386)	-	(1,021)
Cash Flows from Investing Activities				
Purchase of Investments	(5,734)	(1,637,797)	-	-
Proceeds from Sales or Maturities of Investments	64,701	1,672,490	-	-
Investment Income on Cash, Cash Equivalents, and Investments	2,428	(45,104)	27,673	3,712
Net Cash Provided by (Used for) Investing Activities	61,395	(10,411)	27,673	3,712
Net Increase (Decrease) in Cash and Cash Equivalents	(4,055)	27,393	(423,411)	7
Cash and Cash Equivalents, July 1	9,568	148,036	787,363	177,759
Cash and Cash Equivalents, June 30	\$ 5,513	\$ 175,429	\$ 363,952	\$ 177,766
Reconciliation of Cash and Cash Equivalents				
Per the Statement of Net Assets:				
Cash and Cash Equivalents	\$ 5,980	\$ 188,225	\$ 363,952	\$ 198,237
Cash and Travel Advances	1	-	-	161
Less:				
Securities Lending Cash Equivalents	(468)	(12,796)	-	(20,632)
Cash and Cash Equivalents per the Statement of Cash Flows	\$ 5,513	\$ 175,429	\$ 363,952	\$ 177,766

The accompanying notes are an integral part of this financial statement.

	Governmental Activities	
	Total	Internal Service Funds
\$	2,746,438	\$ 1,035,600
	1	-
	18,203	469,234
	(5,891)	(11,573)
	(475,284)	(140,240)
	(80,443)	(314,198)
	(1,913,765)	(964,799)
	(85,317)	-
	(126,766)	(52,954)
	(46,687)	-
	5,880	-
	(1,265)	(10,657)
	35,104	10,413
	525	1,061
	(739,416)	(4,383)
	263,247	954
	(36,579)	-
	(512,223)	(2,368)
	(4,104)	(5,136)
	(1,245)	(1,131)
	33	575
	-	49
	-	(632)
	(5,316)	(6,275)
	(1,643,531)	-
	1,737,191	-
	(11,291)	12,180
	82,369	12,180
	(400,066)	13,950
	1,122,726	442,069
\$	722,660	\$ 456,019
\$	756,394	\$ 522,041
	162	104
	(33,896)	(66,126)
\$	722,660	\$ 456,019

Continued on next page

Statement of Cash Flows – Proprietary Funds (Continued from previous page)


For the Fiscal Year Ended June 30, 2009

(Dollars in Thousands)

	Business-type Activities Enterprise Funds			
	State Lottery	Virginia College Savings Plan	Unemployment Compensation	Nonmajor
Reconciliation of Operating Income				
To Net Cash Provided by (Used for)				
Operating Activities				
Operating Income (Loss)	\$ 446,460	\$ (232,386)	\$ (539,931)	\$ 118,788
Adjustments to Reconcile Operating				
Income to Net Cash Provided by (Used for)				
Operating Activities				
Depreciation and Amortization	1,874	523	-	6,821
Interest, Dividends, Rents, and Other Investment Income	(19,405)	247,197	-	-
Miscellaneous Nonoperating Income	-	-	-	-
Other Expenses	-	-	-	-
Change in Assets and Liabilities:				
(Increase) Decrease in Accounts Receivable	(4,692)	5,051	(2,833)	690
(Increase) Decrease in Due From Other Funds	-	-	241	1,064
(Increase) Decrease in Other Assets	-	-	-	-
(Increase) Decrease in Inventory	-	-	-	(2,425)
(Increase) Decrease in Prepaid Items	333	-	-	(349)
Increase (Decrease) in Accounts Payable	(657)	552	140	(1,770)
Increase (Decrease) in Amounts Due to Other Governments	-	-	7,191	4,951
Increase (Decrease) in Due to Other Funds	20	6	51	(135)
Increase (Decrease) in Due to Component Units	-	-	-	(2,373)
Increase (Decrease) in Interfund Payables	-	-	-	-
Increase (Decrease) in Unearned Revenue	647	-	-	(1,041)
Increase (Decrease) in Other Liabilities	(2,414)	60	15,587	(10)
Increase (Decrease) in Claims Payable: Due Within One Year	-	-	-	4,177
Increase (Decrease) in Claims Payable: Due in More Than One Year	-	-	-	632
Increase (Decrease) in Long-term Liabilities: Due Within One Year	(1,587)	17,528	-	(39)
Increase (Decrease) in Long-term Liabilities: Due in More Than One Year	(37,041)	860	-	2,748
Net Cash Provided by (Used for) Operating Activities	<u>\$ 383,538</u>	<u>\$ 39,391</u>	<u>\$ (519,554)</u>	<u>\$ 131,729</u>
Noncash Investing, Capital, and Financing Activities:				
The following transactions occurred prior to the statement of net assets date:				
Capital Assets Transferred from State Agencies	\$ -	\$ -	\$ -	\$ -
New Capital Leases	-	-	-	-
Trade-ins of Used Equipment on New Equipment	-	-	-	-
Change in Fair Value of Investments	-	(203,618)	-	-
Capital Asset Addition Included in Accounts Payable	-	-	-	-
Total Noncash, Investing, Capital, and Financing Activities	<u>\$ -</u>	<u>\$ (203,618)</u>	<u>\$ -</u>	<u>\$ -</u>

The accompanying notes are an integral part of this financial statement.

	Governmental Activities	
	Total	Internal Service Funds
\$	(207,069)	\$ (78,803)
	9,218	14,899
	227,792	-
	-	490
	-	(3,016)
	(1,784)	8,743
	1,305	1,151
	-	(3,030)
	(2,425)	493
	(16)	247
	(1,735)	22,767
	12,142	184
	(58)	39
	(2,373)	-
	-	(242)
	(394)	3,823
	13,223	(160)
	4,177	11,209
	632	29,593
	15,902	(296)
	(33,433)	2,322
\$	35,104	\$ 10,413
\$	-	\$ 17,339
	-	1,620
	-	10
	(203,618)	-
	-	625
\$	(203,618)	\$ 19,594



Fiduciary Funds

Private Purpose Funds

Private Purpose Funds are trust arrangements that benefit individuals, private organizations, or other governments.

Pension and Other Employee Benefit Trust Funds

Pension and Other Employee Benefit Trust Funds reflect the activities of the retirement systems and postemployment benefits administered by the Virginia Retirement System or the Department of Accounts.

Investment Trust Fund

Investment Trust Fund reflects the external portion of the Local Government Investment Pool sponsored by the Commonwealth.

Agency Funds

Agency Funds report those funds for which the Commonwealth acts solely in a custodial capacity.

A listing of all Fiduciary Funds is located on pages 218-219 in the Combining and Individual Fund Statements and Schedules section of this report. Combining financial statements for all Fiduciary Funds begin on page 220.

Statement of Fiduciary Net Assets – Fiduciary Funds

June 30, 2009

(Dollars in Thousands)

	Private Purpose Trust Funds	Pension and Other Employee Benefit Trust Funds	Investment Trust Fund	Agency Funds
Assets				
Cash and Cash Equivalents (Notes 1 and 6)	\$ 101,632	\$ 129,150	\$ 1,600,954	\$ 269,104
Investments (Notes 1 and 6):				
Bonds and Mortgage Securities	2	18,628,329	516,641	-
Stocks	206,576	12,100,811	-	-
Fixed Income Commingled Funds	-	1,811,139	-	-
Index and Pooled Funds	261,671	3,893,091	-	-
Real Estate	-	2,834,191	-	-
Private Equity	-	3,794,814	-	-
Mutual and Money Market Funds	21,688,363	-	-	-
Short-term Investments	-	84,493	1,582,299	70,703
Other	183,696	1,884,517	-	334,886
Total Investments	22,340,308	45,031,385	2,098,940	405,589
Receivables, Net (Notes 1 and 7):				
Accounts	19	-	-	148,879
Contributions	-	174,843	-	-
Interest and Dividends	1,086	158,695	3,324	-
Security Transactions	-	1,851,800	-	-
Other Receivables	-	791,892	-	-
Total Receivables	1,105	2,977,230	3,324	148,879
Due from Internal Parties (Governmental Funds and Business-type Activities) (Note 9)	-	-	-	116
Prepaid Items	174	-	-	-
Furniture and Equipment (Note 1)	-	6,440	-	-
Total Assets	22,443,219	48,144,205	3,703,218	823,688
Liabilities				
Accounts Payable and Accrued Expenses (Notes 1 and 22)	3,725	87,998	-	11,205
Amounts Due to Other Governments	-	-	-	301,102
Due to Internal Parties (Governmental Funds and Business-type Activities) (Note 9)	-	-	27	158
Obligations Under Securities Lending Program (Notes 1 and 6)	877	1,892,090	-	20,726
Other Liabilities (Notes 1 and 23)	206	860,433	-	489,902
Retirement Benefits Payable	-	212,561	-	-
Refunds Payable	-	6,624	-	-
Compensated Absences Payable (Notes 1 and 19)	235	1,851	-	-
Insurance Premiums and Claims Payable	-	48,431	-	595
Payable for Security Transactions	-	2,439,846	-	-
Pension Liability	551	4,920	-	-
Other Post Employment Benefits (OPEB) Liability	90	802	-	-
Total Liabilities	5,684	5,555,556	27	823,688
Net Assets Held in Trust for Pension/ Other Employment Benefits, Pool				
Participants, and Other Purposes	\$ 22,437,535	\$ 42,588,649	\$ 3,703,191	\$ -

The accompanying notes are an integral part of this financial statement.


Statement of Changes in Fiduciary Net Assets – Fiduciary Funds

For the Fiscal Year Ended June 30, 2009

(Dollars in Thousands)

	Private Purpose Trust Funds	Pension and Other Employee Benefit Trust Funds	Investment Trust Fund
Additions:			
Investment Income:			
Interest, Dividends, and Other Investment Income (Loss)	\$ (5,627,970)	\$ (11,525,654)	\$ 48,726
Distributions to Shareholders from Net Investment Income	-	-	(48,726)
Total Investment Income (Loss)	(5,627,970)	(11,525,654)	-
Less Investment Expenses	20,737	297,619	-
Net Investment Income (Loss) (Note 1)	(5,648,707)	(11,823,273)	-
Proceeds from Unclaimed Property	117,935	-	-
Contributions:			
Participants	5,173,955	-	-
Member	-	871,378	-
Employer	-	1,588,201	-
Total Contributions	5,173,955	2,459,579	-
Shares Sold	-	-	6,132,742
Reinvested Distributions	-	-	48,795
Other Revenue (Note 25)	3	9,126	-
Total Additions	(356,814)	(9,354,568)	6,181,537
Deductions:			
Loan Servicing Payments	101	-	-
Educational Expense Benefits	1,296,052	-	-
Retirement Benefits	-	2,733,378	-
Refunds to Former Members	-	91,356	-
Retiree Health Insurance Credits	-	115,278	-
Insurance Premiums and Claims	24,141	159,912	-
Trust Payments	617	-	-
Administrative Expenses	25,161	35,203	-
Other Expenses (Note 28)	-	985	-
Shares Redeemed	1,952,182	-	5,967,770
Long-term Disability Benefits	-	28,016	-
Total Deductions	3,298,254	3,164,128	5,967,770
Transfers:			
Transfers In	-	403	-
Transfers Out	-	(403)	-
Total Transfers	-	-	-
Net Increase (Decrease)	(3,655,068)	(12,518,696)	213,767
Net Assets Held in Trust for Pension/ Other Employment Benefits, Pool Participants, and Other Purposes			
July 1, as restated (Note 2)	26,092,603	55,107,345	3,489,424
June 30	\$ 22,437,535	\$ 42,588,649	\$ 3,703,191

The accompanying notes are an integral part of this financial statement.



Component Units

Component Units are organizations that are legally separate from the primary government. Each discrete component unit serves or benefits those outside of the primary government.

The Virginia Housing Development Authority provides investment in and stimulates construction of low to moderate income housing for the citizens of the Commonwealth.

The Virginia Public School Authority provides financing for capital construction of primary and secondary schools to cities and counties.

The Higher Education Institutions account for the resources received and used in the operation of the Commonwealth's institutions of higher education and medical teaching hospitals. Higher education institutions included in this section are:

University of Virginia, including the University of Virginia College at Wise, and the University of Virginia Hospital
Virginia Polytechnic Institute and State University
Virginia Commonwealth University, including the Virginia Commonwealth University Health System Authority

Nonmajor Component Units include those listed on pages 244-245 in the Combining and Individual Fund Statements and Schedules section of this report.

Statement of Net Assets – Component Units

June 30, 2009

(Dollars in Thousands)

	Virginia Housing Development Authority	Virginia Public School Authority	University of Virginia	Virginia Polytechnic Institute and State University
Assets				
Cash and Cash Equivalents (Notes 1 and 6)	\$ 41,629	\$ 1,085	\$ 330,810	\$ 159,570
Investments (Notes 1 and 6)	-	3,236,803	3,983,093	131,746
Receivables, Net (Notes 1 and 7)	8,201,734	62,820	212,994	92,138
Contributions Receivable, Net (Note 8)	-	-	80,744	67,747
Due from Primary Government (Note 9)	-	-	6,540	1,621
Due from Component Units (Note 9)	-	-	10,556	12,327
Inventory (Note 1)	-	-	21,516	18,844
Prepaid Items (Note 1)	-	-	18,348	11,939
Other Assets (Notes 1 and 10)	44,679	-	21,279	7,363
Loans Receivable from Primary Government (Notes 1 and 9)	-	172,160	-	-
Restricted Cash and Cash Equivalents (Notes 6 and 11)	936,902	94,379	188,332	141,497
Restricted Investments (Notes 6 and 11)	96,775	-	505,120	522,450
Other Restricted Assets (Note 11)	21,130	-	-	9,646
Nondepreciable Capital Assets (Notes 1 and 12)	4,584	-	442,076	217,226
Depreciable Capital Assets, Net (Notes 1 and 12)	19,870	-	2,127,459	922,955
Total Assets	<u>9,367,303</u>	<u>3,567,247</u>	<u>7,948,867</u>	<u>2,317,069</u>
Liabilities				
Accounts Payable (Notes 1 and 22)	4,448	36	235,614	120,917
Amounts Due to Other Governments	-	72,651	-	-
Due to Primary Government (Note 9)	-	-	-	-
Due to Component Units (Note 9)	-	-	533	-
Unearned Revenue (Note 1)	-	-	103,376	44,701
Obligations Under Securities Lending Program (Notes 1 and 6)	-	-	-	-
Other Liabilities (Notes 1 and 23)	132,547	63,993	491,504	60,616
Loans Payable to Primary Government (Notes 1 and 9)	-	-	-	-
Claims Payable (Notes 1 and 21):				
Due Within One Year	-	-	-	-
Due in More Than One Year	-	-	-	-
Long-term Liabilities (Notes 1, 19, and 24):				
Due Within One Year	469,790	265,777	99,659	49,463
Due in More Than One Year	6,641,105	3,164,641	1,390,417	549,385
Total Liabilities	<u>7,247,890</u>	<u>3,567,098</u>	<u>2,321,103</u>	<u>825,082</u>
Net Assets				
Invested in Capital Assets, Net of Related Debt	2,135	-	1,531,794	732,162
Restricted For:				
Nonexpendable:				
Higher Education	-	-	840,533	306,655
Other	-	-	-	-
Expendable:				
Higher Education	-	-	2,089,314	393,588
Gifts and Grants	-	-	-	-
Virginia Pooled Investment Program	-	-	-	-
Capital Projects/Construction/Capital Acquisition	-	-	-	-
Debt Service	-	-	-	-
Bond Indenture	1,970,640	-	-	-
Other	-	-	-	-
Unrestricted	146,638	149	1,166,123	59,582
Total Net Assets	<u>\$ 2,119,413</u>	<u>\$ 149</u>	<u>\$ 5,627,764</u>	<u>\$ 1,491,987</u>

The accompanying notes are an integral part of this financial statement.

Virginia Commonwealth University	Nonmajor Component Units	Total
\$ 395,193	\$ 910,433	\$ 1,838,720
385,349	720,548	8,457,539
299,085	3,167,723	12,036,494
28,394	131,278	308,163
2,653	45,640	56,454
9,933	56,043	88,859
16,003	25,096	81,459
5,685	62,270	98,242
17,875	76,971	168,167
-	-	172,160
59,633	1,271,520	2,692,263
395,075	2,003,142	3,522,562
14,754	120,146	165,676
155,618	1,839,203	2,658,707
1,204,650	4,882,499	9,157,433
2,989,900	15,312,512	41,502,898
129,653	410,657	901,325
-	6,710	79,361
-	252	252
-	88,326	88,859
37,325	130,058	315,460
11,568	149,872	161,440
94,973	232,181	1,075,814
1,450	22,362	23,812
63,346	-	63,346
42,048	-	42,048
72,202	353,941	1,310,832
776,508	6,912,264	19,434,320
1,229,073	8,306,623	23,496,869
656,535	4,038,982	6,961,608
186,042	822,209	2,155,439
-	92,791	92,791
237,958	616,097	3,336,957
-	14,541	14,541
-	6,990	6,990
-	1,565,958	1,565,958
-	72,693	72,693
-	-	1,970,640
-	50,717	50,717
680,292	(275,089)	1,777,695
\$ 1,760,827	\$ 7,005,889	\$ 18,006,029

Statement of Activities – Component Units

For the Fiscal Year Ended June 30, 2009

(Dollars in Thousands)

	Program Revenues				
	Expenses	Charges for Services	Operating Grants and Contributions	Capital Grants and Contributions	Net (Expenses) Revenue
Virginia Housing Development Authority	\$ 596,807	\$ 542,091	\$ 130,723	\$ -	\$ 76,007
Virginia Public School Authority	164,640	149,937	-	-	(14,703)
Higher Education:					
University of Virginia	2,683,781	1,813,303	56,180	62,690	(751,608)
Virginia Polytechnic Institute & State University	1,095,206	514,938	276,134	36,213	(267,921)
Virginia Commonwealth University	2,296,079	1,906,645	209,646	33,127	(146,661)
Total Higher Education	6,075,066	4,234,886	541,960	132,030	(1,166,190)
Nonmajor Component Units:					
Higher Education	4,073,007	1,648,247	463,089	268,650	(1,693,021)
Other (Note 1)	739,928	504,882	(22,305)	83,698	(173,653)
Total Nonmajor Component Units	4,812,935	2,153,129	440,784	352,348	(1,866,674)
Total Component Units	\$ 11,649,448	\$ 7,080,043	\$ 1,113,467	\$ 484,378	\$ (2,971,560)

The accompanying notes are an integral part of this financial statement.

General Revenues					
Operating Appropriations from Primary Government	Unrestricted Grants and Contributions	Investment Earnings (Note 1)	Miscellaneous	Tobacco Master Settlement	Contributions to Permanent / Term Endowments
\$ -	\$ -	\$ 1,578	\$ 58	\$ -	\$ -
-	-	1,516	20	-	-
168,187	-	(605,149)	2,739	-	49,212
253,636	3,649	(63,873)	20,252	-	20,892
210,692	6,890	(87,535)	3,208	-	7,593
632,515	10,539	(756,557)	26,199	-	77,697
1,221,637	25,991	(92,241)	23,744	-	41,394
67,639	5,658	45,955	617	13,974	5,768
1,289,276	31,649	(46,286)	24,361	13,974	47,162
\$ 1,921,791	\$ 42,188	\$ (799,749)	\$ 50,638	\$ 13,974	\$ 124,859

Continued on next page

Statement of Activities – Component Units *(Continued from previous page)*

For the Fiscal Year Ended June 30, 2009

(Dollars in Thousands)

	Changes in Net Assets	Net Assets July 1 as restated (Note 2)	Net Assets June 30
Virginia Housing Development Authority	\$ 77,643	\$ 2,041,770	\$ 2,119,413
Virginia Public School Authority	(13,167)	13,316	149
Higher Education:			
University of Virginia	(1,136,619)	6,764,383	5,627,764
Virginia Polytechnic Institute & State University	(33,365)	1,525,352	1,491,987
Virginia Commonwealth University	(5,813)	1,766,640	1,760,827
Total Higher Education	(1,175,797)	10,056,375	8,880,578
Nonmajor Component Units:			
Higher Education	(472,496)	4,171,457	3,698,961
Other	(34,042)	3,340,970	3,306,928
Total Nonmajor Component Units	(506,538)	7,512,427	7,005,889
Total Component Units	\$ (1,617,859)	\$ 19,623,888	\$ 18,006,029

The accompanying notes are an integral part of this financial statement.

Index to the Notes to the Financial Statements

1. Summary of Significant Accounting Policies		14. Other Employment Benefits	116
A. Basis of Presentation	72	15. Other Post-Employment Benefits (OPEB)	
B. Reporting Entity	72	A. Virginia Retirement System (The System)	
C. Government-wide and Fund Financial Statements	78	Administered Plans	118
D. Measurement Focus, Basis of Accounting, and Financial Statement Presentation	79	B. Other Plans	118
E. Budgetary Process	81	C. Annual OPEB Cost and Net OPEB Obligation	119
F. Cash, Cash Equivalents, and Investments	81	D. Funded Status and Funding Progress	121
G. Receivables	82	E. Higher Education Fund (Component Unit)	122
H. Contributions Receivable, Net	82	F. Other Component Units	122
I. Internal Balances	82	16. Deferred Compensation Plans	122
J. Inventory	82	17. State Non-Arbitrage Pool	123
K. Prepaid Items	83	18. Commitments	
L. Interfund Loans Receivable/Payable	83	A. Construction Projects	123
M. Other Assets	83	B. Operating Leases	124
N. Capital Assets	83	C. Investment Commitments – Virginia Retirement System	124
O. Accounts Payable	83	D. Tobacco Grants	124
P. Unearned and Deferred Revenue	83	E. Other Commitments	124
Q. Deferred Taxes	84	19. Accrued Liability for Compensated Absences	125
R. Obligations Under Securities Lending Program	84	20. Pollution Remediation Obligations	125
S. Other Liabilities	84	21. Insurance	
T. Claims Payable	84	A. Self-Insurance	126
U. Long-term Liabilities	84	B. Public Entity Risk Pools	127
V. Reserved Fund Balances	85	22. Accounts Payable	129
W. Unreserved, Designated Fund Balances	85	23. Other Liabilities	130
X. Unreserved, Undesignated Fund Balances	85	24. Long-Term Liabilities	132
Y. Cash Management Improvement Act	85	25. Other Revenue	151
Z. Investment Income	85	26. Prizes and Claims	152
AA. Intrafund Eliminations	85	27. Depreciation and Amortization	152
BB. Interfund Activity	85	28. Other Expenses	153
2. Restatement of Beginning Balances	85	29. Other Non-Operating Revenue/Expenses	153
3. Deficit Fund Balances/Net Assets	87	30. Transfers	154
4. General Fund Analysis – Basis of Budgeting	87	31. On-Behalf Payments	154
5. Revenue Stabilization Fund	88	32. Endowments	154
6. Cash, Cash Equivalents, and Investments	88	33. Cash Flows – Additional Detailed Information	156
7. Receivables	98	34. Tobacco Settlement and Securitization	158
8. Contributions Receivable, Net	100	35. Information Technology Infrastructure Partnership – Northrop Grumman	158
9. Interfund and Inter-Entity Assets/Liabilities	100	36. Contingencies	
10. Other Assets	104	A. Grants and Contracts	159
11. Restricted Assets	104	B. Litigation	159
12. Capital Assets	105	C. Subject to Appropriation	159
13. Retirement and Pension Systems		D. Bailment Inventory	159
A. Administration	108	E. Loan Guarantees	159
B. Summary of Significant Accounting Policies (Virginia Retirement System)	108	37. Subsequent Events	160
C. Plan Description	108		
D. Funding Policy	109		
E. Annual Pension Cost and Net Pension Obligation	110		
F. Funded Status and Funding Progress	111		
G. Defined Contribution Plan for Political Appointees	112		
H. Defined Contribution Plan for Public School Superintendents	112		
I. Virginia Supplemental Retirement Plan	112		
J. Higher Education Fund (Component Unit)	112		
K. Other Component Units	113		

Notes to the Financial Statements

June 30, 2009

1. SUMMARY OF SIGNIFICANT ACCOUNTING POLICIES

A. Basis of Presentation

The accompanying financial statements have been prepared in conformance with accounting principles generally accepted in the United States of America as prescribed by the Governmental Accounting Standards Board (GASB) and the Financial Accounting Standards Board (FASB).

B. Reporting Entity

For financial reporting purposes, the Commonwealth of Virginia's (the "Commonwealth's") reporting entity consists of (1) the primary government, (2) component unit organizations for which the primary government is financially accountable (blended component units), and (3) other component unit organizations for which the nature and significance of their relationship with the primary government is such that exclusion would cause the reporting entity's financial statements to be misleading or incomplete, and they are financially accountable to the primary government (discrete component units). The funds of all agencies, boards, commissions, foundations, and authorities that have been identified as part of the primary government or a component unit have been included. GASB Statement No. 39, *Determining Whether Certain Organizations Are Component Units* (GASB Statement No. 39) requires the inclusion of numerous organizations that raise and hold funds for the direct benefit of the primary government.

Section 2100 of the GASB *Codification of Governmental Accounting and Financial Reporting Standards* (GASB Codification) describes the criteria for determining which organizations, functions, and activities should be considered part of the Commonwealth for financial reporting purposes. The basic criteria include appointing a voting majority of an organization's governing body, and the Commonwealth's ability to impose its will on that organization or the potential for the organization to provide specific financial benefits to, or impose specific financial burdens on, the Commonwealth.

(1) Primary Government – A primary government consists of all the organizations that make up its legal entity. All funds, organizations, institutions, agencies, and departments are, for financial reporting purposes, part of the primary government.

(2) Blended Component Units – Though legally separate entities, these component units are, in substance, part of the primary government's operations. The blended component unit serves or benefits the primary government almost exclusively. Financial information from these units is combined with that of the primary government. The Commonwealth's only blended component unit is:

Virginia Public Building Authority (VPBA) (nonmajor governmental fund) – The Authority was created as a body politic and corporate and is fiscally independent. A government instrumentality, the Authority finances the acquisition and construction of buildings for the use of the Commonwealth and other approved purposes. The Governor appoints the seven-member board, and the primary government is able to impose its will on the Authority. The Auditor of Public Accounts audits the Authority, and a separate report is issued from the Department of the Treasury, Post Office Box 1879, Richmond, Virginia 23218-1879.

(3) Discrete Component Units – Discretely presented component units are reported in a separate column in the government-wide financial statements to emphasize that they are legally separate from the primary government. They are financially accountable to the primary government, or have relationships with the primary government such that exclusion would cause the reporting entity's financial statements to be misleading or incomplete. These discrete component units serve or benefit those outside of the primary government.

GASB Statement No. 39 generally requires any organization that raises and holds economic resources for the direct benefit of the reporting entity to be reported as a component unit, even if the reporting entity is not financially accountable for the organization. The entities are included in the Commonwealth's reporting entity as non-profit charitable organizations and exist solely to support the Commonwealth's higher education institutions, museums, and the Library of Virginia. The higher education institution non-profit organizations are included in the applicable higher education institution's column in the accompanying financial statements. The museum foundations, and the Library of Virginia Foundation, which are discretely presented, are more fully described later in this footnote. In all instances where separate disclosure of these non-profit organizations is

required in the accompanying footnotes, the entities' totals are aggregated and disclosed as "foundations." Discretely presented component units are:

Higher Education Institutions – The Commonwealth's higher education institutions are granted broad corporate powers by state statutes. The Governor appoints the members of each institution's board of trustees. In addition to the annual appropriations to support the institutions' operations, the state provides funding for, and construction of, major academic plant facilities for the institutions. Institutions reported Operating Appropriations from Primary Government of approximately \$1.85 billion from the primary government. Therefore, there is a financial benefit/burden to the primary government. The bonds issued to finance the construction of these facilities are obligations of the state. The major higher education institutions are: University of Virginia, including the University of Virginia Hospital and the University of Virginia's College at Wise; Virginia Polytechnic Institute and State University; and Virginia Commonwealth University, including the Virginia Commonwealth University Health System Authority. The nonmajor higher education institutions are: the College of William & Mary, including Richard Bland College and the Virginia Institute of Marine Science; Virginia Military Institute; Virginia State University; Norfolk State University; University of Mary Washington; James Madison University; Radford University; Old Dominion University; George Mason University; Virginia Community College System; Christopher Newport University; and Longwood University. The Southwest Virginia Higher Education Center, Roanoke Higher Education Authority, Institute for Advanced Learning and Research, Southern Virginia Higher Education Center, and New College Institute are also included as nonmajor higher education institutions. The colleges and universities are funded through state appropriations, tuition, federal grants, and private donations and grants. As previously noted, certain foundations are considered component units of the higher education institutions, and are included in the accompanying financial statements as well as the higher education institutions' individually published financial statements. The Auditor of Public Accounts (APA) does not audit the Roanoke Higher Education Authority, the Institute for Advanced Learning and Research, and the component units of the higher education institutions, including foundations, but relies on the reports issued by other auditors to render his opinion.

The APA audits the colleges and universities, and individual reports are issued under

separate cover. Complete financial statements for each institution may be obtained from their respective administrative offices. The addresses for these institutions may be obtained from the Virginia Department of Accounts, 101 North 14th Street, Richmond, Virginia 23219-3638.

Virginia Housing Development Authority (VHDA) (major) – The Authority was created as a political subdivision and instrumentality of the Commonwealth and is granted both political and corporate powers by the *Code of Virginia*. The Governor appoints a majority of the Authority's board members and the remaining board members are ex-officio. The Commonwealth may make grants to the Authority including, but not limited to, reserve funds, which is a potential financial benefit/burden to the primary government. The Commonwealth is not legally obligated by the debt of the Authority. The Authority was created in the public interest to provide investment in and stimulate construction of low to moderate income housing which benefits the citizens of the Commonwealth. The administrative offices of the Authority are located at 601 South Belvidere Street, Richmond, Virginia 23220. KPMG, LLP audits the Authority, and a separate report is issued.

Virginia Public School Authority (VPSA) (major) – The Authority was created as a public body corporate, and an agency and instrumentality of the Commonwealth to finance capital projects of city and county school boards. The Governor appoints the board members, who serve at his pleasure. Therefore, the primary government is able to impose its will on the Authority. The Auditor of Public Accounts audits the Authority, and a separate report is issued from the Department of the Treasury, Post Office Box 1879, Richmond, Virginia 23218-1879.

Virginia Economic Development Partnership (VEDP) (nonmajor) – The Partnership was created as a body corporate and operates to encourage, stimulate, and support the development and expansion of commerce in the Commonwealth. The Governor appoints the 15-member board, and there is a financial benefit/burden to the primary government. The administrative offices are located at 901 East Byrd Street, Post Office Box 798, Richmond, Virginia 23218-0798. The Auditor of Public Accounts audits the Partnership, and a separate report is issued.

Virginia Outdoors Foundation (nonmajor) – The Foundation was created as a body political and is administratively assigned to the Department of Conservation and Recreation (part of primary government) and charged with

promoting preservation through the acceptance of donated conservation easements and raising funds for the purchase of preservation land. The Governor appoints the seven-member board of trustees, and the primary government can impose its will on the Foundation. The administrative offices of the Foundation are located at 900 South Main Street, Blacksburg, Virginia 24060. Goodman and Company, LLP, audits the Foundation, and a separate report is issued.

Virginia Port Authority (VPA) (nonmajor) – The Authority was established as a corporate body and operates to serve the citizens and promote commerce through the harbors and ports of Virginia. The Governor appoints a majority of the 12-member board, and the primary government is able to impose its will on the Authority. There is also a financial benefit/burden to the primary government. The administrative offices of the Authority are located at 600 World Trade Center, Norfolk, Virginia 23510. The Auditor of Public Accounts audits the Authority, and a separate report is issued.

Virginia Resources Authority (VRA) (nonmajor) – The Authority was created as a statewide public body corporate political subdivision of the Commonwealth to provide financing of infrastructure projects for water supply, wastewater, storm water, solid waste treatment, airports, public safety, brownfields remediation and redevelopment, and recycling. The Governor appoints the 11-member board and the Executive Director of the Authority. The primary government is able to impose its will on the Authority, and there is a financial benefit/burden to the primary government. The Commonwealth does not guarantee any bonds issued by the Virginia Resources Authority. The administrative offices of the Authority are located at 1111 East Main Street, Suite 1920, Richmond, Virginia 23219. PBGH, LLP audits the Authority, and a separate report is issued.

Virginia Tourism Authority (nonmajor) – The Authority was created as a public body corporate and as a political subdivision of the Commonwealth. The Authority encourages, stimulates, and promotes tourism and film production industries of the Commonwealth. The Governor appoints all of the board members, and there is a financial benefit/burden to the primary government. The administrative offices are located at 901 East Byrd Street, 19th Floor, Richmond, Virginia 23218-0798. The Auditor of Public Accounts audits the Authority, and a separate report is issued.

Virginia Tobacco Settlement Foundation (nonmajor) – The Foundation was created as a body corporate and as a political subdivision of

the Commonwealth. The Foundation was established to determine the appropriate recipients of monies in the Virginia Tobacco Settlement Fund and to distribute monies in this fund for such efforts as restricting the use of tobacco products by minors and the enforcement of laws restricting the distribution of tobacco products to minors. The Governor appoints the majority of the board, and there is a financial benefit/burden to the primary government. The administrative offices are located at 701 East Franklin Street, Suite 501, Richmond, Virginia, 23219. The Auditor of Public Accounts audits the Foundation, and a separate report is issued.

Tobacco Indemnification and Community Revitalization Commission (nonmajor) – The Commission was created as a body corporate and as a political subdivision of the Commonwealth. The Commission was established to determine the appropriate recipients of the monies in the Tobacco Indemnification and Community Revitalization Fund. This fund is to provide payments to tobacco farmers as compensation for the adverse economic effects resulting from loss of investment in specialized tobacco equipment and barns, and lost tobacco production opportunities. It also provides monies to revitalize tobacco dependent communities. The Governor appoints the majority of the board, and there is a financial benefit/burden to the primary government. The administrative offices are located at 701 East Franklin Street, Suite 501, Richmond, Virginia 23219. The Auditor of Public Accounts audits the Commission, and a separate report is issued.

Hampton Roads Sanitation District Commission (nonmajor) – The Commission was established as a political subdivision of the Commonwealth and a government instrumentality. The Commission, which is the governing board of the district, was granted corporate powers by the *Code of Virginia*. The Governor appoints the Commission members, who serve at his pleasure. Therefore, the primary government is able to impose its will on the Commission. The Commonwealth is not obligated by the debt of the Commission. The Commission was established to benefit the inhabitants of the district and operates a sewage system for 17 localities in the Chesapeake Bay area. The address for the administrative offices of the Commission is 1436 Air Rail Avenue, Virginia Beach, Virginia 23455. KPMG, LLP, audits the Commission, and a separate report is issued.

Virginia Biotechnology Research Partnership Authority (nonmajor) – The Authority is a legally separate, political subdivision of the Commonwealth created by the General Assembly to assist in the

development of a biotechnology research park. The Governor appoints the board members of the Authority, and there is a potential financial benefit/burden to the primary government. The administrative offices of the Authority are located at 800 East Leigh Street, Richmond, Virginia 23219. The Auditor of Public Accounts audits the Authority, and a separate report is issued.

Virginia Small Business Financing Authority (SBFA) (nonmajor) – The Virginia Small Business Financing Act of 1984 (Chapter 28, Title 9, *Code of Virginia*) established the Authority as a public body corporate and a political subdivision of the Commonwealth. The Governor appoints the 11-member board, and the primary government is able to impose its will on the Authority. The Authority was created to assist small businesses in the Commonwealth in obtaining financing for new businesses or the expansion of existing businesses. The Authority can provide financial assistance to small businesses by providing loans, guarantees, insurance, and other assistance, thereby encouraging the investment of private capital in small businesses in the Commonwealth. The Authority can loan money to local governments as defined by the *Code of Virginia* for economic development purposes. The Authority also guarantees loans made to small businesses by banks. The administrative offices of the Authority are located at 707 East Main Street, Suite 300, Richmond, Virginia 23219. The Auditor of Public Accounts audits the Authority, and a separate report is issued.

Virginia School for the Deaf and Blind Foundation (nonmajor) – The Foundation operates as a non-private educational and fundraising organization solely in connection with, and exclusively for the benefit of the Virginia School for the Deaf and Blind at Staunton (part of primary government), and within the jurisdiction and management of the Virginia Board of Education. The Foundation uses a December 31 calendar year-end. The administrative offices of the Foundation are located at the Virginia Department of Education, 101 North 14th Street, 25th Floor, Richmond, Virginia, 23219. The Auditor of Public Accounts audits the Foundation along with the audit of the Department of Education, and a separate report is issued.

Science Museum of Virginia Foundation (nonmajor) – The Foundation is a non-stock, non-profit corporation established to implement and fund programs, projects, and operations that are authorized and approved by the trustees of the Science Museum of Virginia (part of primary government). The administrative offices of the Foundation are located at the Science Museum of Virginia,

Post Office Box 11624, Richmond, Virginia 23230. Cherry, Bekaert, & Holland, LLP, audits the Foundation, and a separate report is issued.

Virginia Commercial Space Flight Authority (VCSFA) (nonmajor) – The Authority is a legally separate, political subdivision of the Commonwealth created by the General Assembly to facilitate and coordinate scientific and technological research and development and to promote the industrial and economic development of the Commonwealth. The VCSFA became a discrete component unit of the Commonwealth in fiscal year 2009 because of the significant increase in debt for the Authority of \$16 million. This increase in debt places a financial burden on the Commonwealth, changing the relationship from a related organization to a discrete component unit. The administrative offices of the Authority are located at 4111 Monarch Way, Suite 201, Norfolk, VA 23508. The Auditor of Public Accounts audits the Authority, and a separate report is issued.

Danville Science Center, Inc. (nonmajor) – The Center is non-profit corporation formed for the purpose of implementing and funding those programs, projects and operations which are authorized and approved by the trustees of the Science Museum of Virginia. The administrative offices of the Center are located at 657 Craghead Street, Post Office Box 167, Danville, Virginia 24541. Goodman and Company, LLP, audits the Center, and a separate report is issued.

Virginia Museum of Fine Arts Foundation (nonmajor) – The Foundation operates as a non-profit corporation under the laws of Virginia to fund exhibitions, programs, and capital asset expansion to ensure that the Virginia Museum of Fine Arts (part of primary government) has the space and resources for art to help improve the quality of life for many. The administrative offices of the Foundation are located at 200 North Boulevard, Richmond, Virginia 23220. Goodman and Company, LLP, audits the Foundation, and a separate report is issued.

A. L. Philpott Manufacturing Extension Partnership (nonmajor) – The Partnership has the mission to foster economic growth by enhancing the competitiveness of Virginia's manufacturers. The Partnership provides manufacturing firms with fee-based technology consulting services, access to business modernization resources, and support for interfirm collaboration. Further, the Partnership provides direct assistance to increase sales, decrease costs, and improve quality, productivity, and competitiveness. The Partnership has a 23-member board of

trustees. The board consists of the presidents of two public four-year institutions of higher education; three community college presidents; the director of Virginia's Center for Innovative Technology; Virginia's Secretary of Commerce and Trade; and fifteen citizen members, representing manufacturing industries, appointed by the Governor. There is also a financial benefit/burden to the primary government. The administrative office is located at Patrick Henry Community College, 645 Patriot Avenue, Post Office Box 5311, Martinsville, Virginia 24115-5311. The Auditor of Public Accounts audits the Partnership, and a separate report is issued.

Virginia Horse Center Foundation (nonmajor) – The Foundation operates the Virginia Horse Center for the benefit of the equine and tourism industries. The Foundation is a discrete component unit of the Commonwealth due to the limited ability of the Foundation to incur additional debt without the Commonwealth's approval. In addition, the Governor appoints one member of the Foundation's board of directors, and this member must approve any changes to the Foundation's by-laws or conveyance of property. The address for the administrative offices of the Foundation is 487 Maury River Road, Lexington, Virginia 24450. The accounting firm of Raetz and Hawkins, P.C., audits the Foundation, and a separate report is issued.

Virginia University Research Partnership (nonmajor) – The Partnership was created as a non-profit, non-stock corporation to receive grant monies appropriated by the General Assembly and to oversee the administration of those grant payments for use by a non-profit, public benefit research institute that conducts research and development for government agencies, commercial businesses, foundations, and other organizations as well as commercializes technology. Due to the primary government being the sole source of funding, it is able to impose its will on the Partnership. The administrative offices are located at 901 East Byrd Street, Post Office Box 798, Richmond, Virginia 23218-0798.

Fort Monroe Federal Area Development Authority (nonmajor) – The Authority is a legally separate, political subdivision of the Commonwealth created by the General Assembly to assist in formulating a reuse plan for Fort Monroe. The Governor appoints a majority of the 18-member board and there is a potential financial benefit/burden to the primary government. The administrative offices of the Authority are located at Old Quarters #1, 151 Bernard Road, Fort Monroe, Virginia 23651. Creedle, Jones & Alga, PC, audits the Authority, and a separate report is issued.

Assistive Technology Loan Fund Authority (nonmajor) – The Authority was created as a political subdivision and public body corporate by the *Code of Virginia*. The Governor appoints the board of directors as directed by the *Code*. The Authority manages a fund to provide loans to individuals to acquire assistive technology, other equipment, or other authorized purposes designed to help disabled individuals become more independent. The administrative offices are located at 1602 Rolling Hills Drive, Suite 107, Richmond, Virginia 23229. The Auditor of Public Accounts audits the Authority, and a separate report is issued.

Virginia National Defense Industrial Authority (nonmajor) – The Authority was created as a public body corporate and as a political subdivision of the Commonwealth. The Authority fosters and promotes business, technology, transportation, education, economic development and other efforts in support of the mission, execution, and transformation of the United States military and national defense activities located in the Commonwealth. The Governor appoints a majority of the 16-member board, and there is a financial benefit/burden to the primary government. The administrative offices are located at 901 East Byrd Street, Post Office Box 798, Richmond, Virginia 23218-0798. The Auditor of Public Accounts audits the Authority, and a separate report is issued.

Virginia Sesquicentennial of the American Civil War Commission (nonmajor) – The Commission was established to prepare for and commemorate the sesquicentennial of Virginia's participation in the American Civil War. The Foundation was formed under the Virginia Nonstock Corporation Act. The economic resources received or held by the Commission are entirely or almost entirely for the direct benefit of the primary government. The administrative offices are located at 910 Capitol Street, Richmond, VA 23219. Brown, Edwards & Company, LLP, audits the Authority, and a separate report is issued.

Virginia Land Conservation Foundation (nonmajor) – The Foundation was created as a body politic and corporate to serve the Department of Conservation and Recreation (part of primary government) by acquiring interests in preservation land and providing grants to other entities to acquire interests in preservation land. The Governor appoints the 18-member board, and the primary government can impose its will on the Foundation. The administrative offices of the Foundation are located at 203 Governor Street, Suite 302, Richmond, Virginia 23219. The Auditor of Public Accounts audits the Foundation as part of the Department of

Conservation and Recreation and discloses its existence in that report.

Virginia Arts Foundation (nonmajor) – The Foundation was created as a body politic and corporate to serve the Virginia Commission for the Arts (part of primary government) by promoting the arts in the Commonwealth. The Governor appoints the board of trustees for the Virginia Commission for the Arts, which also serves as the board for the Virginia Arts Foundation. The Director of the Virginia Commission for the Arts serves as the board chairman. In addition, the primary government can impose its will on the Foundation. The administrative offices of the Foundation are located at 223 Governor Street, Richmond, Virginia 23219. The Auditor of Public Accounts audits the Foundation as part of the Virginia Commission for the Arts.

Library of Virginia Foundation (nonmajor) – The Foundation was created as a private, non-profit 501 (c) (3) corporation supporting the Library of Virginia. The Foundation was established upon receipt of a major bequest. The articles of incorporation stipulate that the Foundation shall at all times be operated solely in connection with, and exclusively for the benefit of the Library of Virginia. The Foundation is governed by a separate board of directors and promotes and supports the Library of Virginia in all activities. The administrative offices of the Foundation are located at 800 East Broad Street, Richmond, Virginia 23219. Barcalow & Hart, PLLC, audits the Foundation, and a separate report is issued.

Innovative Technology Authority (ITA) (nonmajor) – The Authority is granted corporate powers by the *Code of Virginia*. The Authority serves to facilitate the marketing, organization, and development of scientific research and technology by the state's institutions of higher education and private industry in the Commonwealth. In addition, the Authority serves to promote the economic development of the Commonwealth by attracting and retaining high technology jobs and businesses in Virginia. The Governor appoints the 13-member board, and there is a financial benefit/burden to the primary government. The Authority's combined financial statements include the accounts of the Center for Innovative Technology (CIT) after elimination of all significant intercompany balances and transactions. CIT is a non-stock, not-for-profit corporation, which acts as the operating arm of the Authority. The address for the administrative offices of the Authority is CIT Building, Suite 600, 2214 Rock Hill Road, Herndon, Virginia 20170-4228. The Auditor of Public Accounts audits the Authority, and a separate report is issued.

Virginia College Building Authority (VCBA) (nonmajor) – The Authority was created as a public body corporate, a political subdivision, and an agency and instrumentality of the Commonwealth. The Governor appoints a majority of the board and members serve at his pleasure. Therefore, the primary government is able to impose its will on the Authority. The Authority finances certain capital projects and equipment purchases of state-supported colleges and universities. The Auditor of Public Accounts audits the Authority, and a separate report is issued from the Department of the Treasury, Post Office Box 1879, Richmond, Virginia 23218-1879.

Only the activity of the Authority that relates to the financing of capital projects and equipment purchases by state-supported colleges and universities is included in the financial statements. The state-supported colleges and universities reported revenue from the Authority of \$345.9 million as Program Revenue Capital Grants and Contributions for the 21st Century Program and \$58.4 million as Program Revenue Operating Grants and Contributions for equipment. The Authority assists private institutions of higher education in the financing and refinancing of a broad range of facilities. The Authority is authorized to issue obligations and lend the proceeds to private institutions; however, such financings or refinancings are not obligations of the primary government nor the Authority, but are payable solely from the revenues pledged by the respective private institution. This indebtedness, totaling \$532.5 million, is not included in the financial statements.

- (4) **Related Organizations** – Organizations for which the primary government appoints a majority of the board, but is not financially accountable, are related organizations. Related organizations are:

Tobacco Settlement Financing Corporation – The Corporation was created by the Tobacco Settlement Financing Corporation Act, Chapters 482 and 488 of the Acts of the General Assembly of the Commonwealth of Virginia (Commonwealth) during the 2002 General Assembly Session. The Corporation is a public body corporate entity and an independent instrumentality of the Commonwealth, managed by a six-member board, including the State Treasurer. The Corporation purchased all of the future tobacco settlement revenue allocated to the Tobacco Indemnification and Community Revitalization Commission, a discrete component unit of the Commonwealth. Neither the Commonwealth's nor the Virginia Tobacco Settlement Foundation's (component unit) tobacco revenue was securitized. The administrative offices of the Corporation are

located at 101 N. 14th Street, 3rd Floor, Post Office Box 1879 Richmond, Virginia 23218-1879. PBGH, LLP audits the Corporation, and a separate report is issued.

Virginia Recreational Facilities Authority – The Authority was created as a political subdivision and instrumentality of the Commonwealth and given separate corporate powers by the *Code of Virginia*. The Governor appoints the 13-member board of directors. The Authority operates educational programs, tourism, and commerce in the Roanoke Valley. The address for the administrative offices of the Authority is 5204 Bernard Drive SW, Post Office Box 29800, Roanoke, Virginia 24018. Robinson, Farmer, Cox Associates audits the Authority, and a separate report is issued.

Jamestown-Yorktown Foundation, Inc. – The non-profit corporation was created by the *Code of Virginia* to assist the Jamestown-Yorktown Foundation (Foundation). The corporation board consists of five members selected from the Foundation's board of trustees. Several Commonwealth officials serve as ex-officio members of the Foundation's board, and the Governor appoints 12 members. The Corporation's basic activities consist of soliciting and collecting contributions, purchasing artifacts, sponsoring events and exhibits, and overseeing investments. The administrative offices of the Corporation are located at 2207 Colonial Parkway, Post Office Box 3605, Williamsburg, Virginia 23187. Cherry, Bekaert & Holland, LLP, audits the Corporation, and a separate report is issued.

Jamestown-Yorktown Educational Trust – The trust was created as a non-profit corporation by the *Code of Virginia* to assist the Jamestown-Yorktown Foundation (Foundation). The Trust board consists of six members selected from the Foundation's board of trustees. Several Commonwealth officials serve as ex-officio members of the Foundation's board, and the Governor appoints 12 members. The Trust operates the Jamestown Settlement and Yorktown Victory Centers' gift shops and café. The address for the administrative offices of the Trust is 2207 Colonial Parkway, Post Office Box 3605, Williamsburg, Virginia 23187. Goodman and Company, LLP, audits the Trust, and a separate report is issued.

Virginia Birth-Related Neurological Injury Compensation Program – The Program was created to provide a no-fault alternative for birth-related neurological injuries. The Governor appoints the seven-member board. The administrative offices of the Program are located at 7501 Boulders View Drive, Suite 210, Richmond, Virginia 23225. Cherry,

Bekaert, & Holland, LLP, audits the Program, and a separate report is issued.

Chesapeake Bay Bridge and Tunnel Commission – The Commission was created to establish policy and administer operations of the Chesapeake Bay Bridge Tunnel District. Any of the 11 members of the Commission appointed or reappointed on or after July 1, 1998, shall be appointed by the Governor, subject to confirmation by each house of the General Assembly. The administrative offices of the commission are located at 32386 Lankford Highway, Cape Charles, Virginia 23310. KPMG, LLP, audits the Commission, and a separate report is issued.

C. Government-wide and Fund Financial Statements

The Government-wide Financial Statements, the Statement of Net Assets and the Statement of Activities, report information on all nonfiduciary activities of the primary government and component units. For the most part, the effect of interfund activity has been removed from these statements. Governmental activities, which are normally supported by taxes and intergovernmental revenues, are reported separately from business-type activities, which rely to a significant extent on fees and charges for support. Also, the primary government activity is reported separately from the legally separate component units for which the Commonwealth is financially accountable.

The Statement of Activities demonstrates the degree to which direct expenses of a specific function or segment are offset by program revenues. Direct expenses are those that are clearly identifiable with a specific function, segment, or component unit. In addition, to the extent that indirect costs are allocated to the various functions, the program expenses will include both direct and indirect costs. Program revenues include charges to customers who purchase, use, or directly benefit from goods or services provided by a given function, segment, or component unit, as well as investment income generated by operations. Program revenues also include grants and contributions that are restricted to meeting the operational or capital requirements of a particular function, segment, or component unit. Taxes and other items properly excluded from program revenues are reported as general revenues.

Net assets are restricted when constraints are placed on them that are imposed by external parties or constitutional provisions. Designations solely imposed by the Commonwealth's management are not presented as restricted net assets. When both restricted and unrestricted resources are available for use, the Commonwealth's policy is to use the restricted resources first. Some institutions of higher education may follow a different policy.

Separate financial statements are provided for governmental funds, proprietary funds, fiduciary funds, and component units. However, fiduciary funds are not included in the government-wide statements. Major governmental funds, enterprise funds, and component units are reported as separate columns in the fund financial statements, with nonmajor funds being aggregated into a single column.

D. Measurement Focus, Basis of Accounting, and Financial Statement Presentation

Government-wide Financial Statements – The government-wide financial statements are reported using the economic resources measurement focus and the full accrual basis of accounting. Revenues are recorded when earned and expenses are recognized when a liability is incurred, regardless of the timing of related cash flows. Grants and similar items are recognized as revenue as soon as all eligibility requirements imposed by the provider have been met.

Governmental Fund Financial Statements – The governmental fund financial statements are reported using the current financial resources measurement focus and the modified accrual basis of accounting. Revenues are recognized as soon as they are both measurable and available. Revenues are considered to be available when they are collectible within the current period or soon enough thereafter to pay liabilities of the current period. For this purpose, the primary government considers revenues to be available if they are collected within 60 days of the end of the current fiscal year (or one year for Medicaid). Significant revenues subject to accrual include federal grants and income and sales taxes. Income tax revenues for tax underpayments are only recognized to the extent of the primary government's estimated refunds for tax overpayments received. Revenues that the primary government earns by incurring obligations are recognized in the same period as when the obligations are recognized.

Expenditures generally are recorded when a liability is incurred, as under full accrual accounting. However, expenditures related to debt service, compensated absences, and claims and judgments are recorded only when the payment is due.

The primary government reports the following major governmental funds:

General Fund – Accounts for the transactions related to resources received and used for those services traditionally provided by a state government, and which are not accounted for in any other fund. These services include general government, legislative and judicial activities, public safety, health and mental health programs, resources and economic development, licensing and regulation, and primary and secondary education.

Commonwealth Transportation Special Revenue Fund – Accounts for the revenues and expenditures associated with highway operations, maintenance, construction, and other transportation related activities. Funding for these programs is received from highway user taxes, fees, and funds received from the federal government.

Federal Trust Special Revenue Fund – Accounts for all federal dollars received by the Commonwealth except those received by the Commonwealth Transportation Fund, the Unemployment Compensation Fund, and institutions of higher education.

Literary Fund Special Revenue Fund – Accounts for revenues from fines, forfeitures, and proceeds from unclaimed property used primarily to support public education in the Commonwealth. This fund provides low interest loans to school divisions for construction, renovations, and expansion of school buildings.

Proprietary Funds, Fiduciary Funds, and Component Units Financial Statements – The financial statements of the proprietary funds, fiduciary funds, and component units are reported using the economic resources measurement focus and the full accrual basis of accounting. As with the government-wide statements, revenues are recorded when earned and expenses are recognized when a liability is incurred, regardless of the timing of related cash flows. Grants and similar items are recognized as revenue as soon as all eligibility requirements imposed by the provider have been met. Agency funds have no measurement focus since they only report assets and liabilities.

Proprietary funds distinguish operating revenues and expenses from nonoperating items. Operating revenues and expenses generally result from providing services and producing and delivering goods in connection with a proprietary fund's principal ongoing operations. Revenues and expenses not meeting this definition are reported as nonoperating.

GASB Statement No. 20, *Accounting and Financial Reporting for Proprietary Funds and Other Governmental Entities That Use Proprietary Fund Accounting*, provides governments two options for reporting their enterprise funds (including component units reporting as business-type activities). All enterprise funds reported herein, with the exception of the State Lottery (major enterprise fund), Department of Alcoholic Beverage Control (nonmajor enterprise fund), Mental Health Local Funds (nonmajor enterprise fund), the Virginia Port Authority (nonmajor component unit), the A. L. Philpott Manufacturing Extension Partnership (nonmajor component unit), the Virginia Commonwealth University Health System Authority

(a blended component unit of the Virginia Commonwealth University – major component unit), and the Innovative Technology Authority (nonmajor component unit) apply all applicable GASB pronouncements and all FASB Statements and Interpretations, Accounting Principles Board Opinions and Accounting Research Bulletins issued on or before November 30, 1989, unless they conflict with or contradict GASB pronouncements. The State Lottery (major enterprise fund), Department of Alcoholic Beverage Control (nonmajor enterprise fund), Mental Health Local Funds (nonmajor enterprise fund), the Virginia Port Authority (nonmajor component unit), the A. L. Philpott Manufacturing Extension Partnership (nonmajor component unit), the Virginia Commonwealth University Health System Authority (a blended component unit of the Virginia Commonwealth University – major component unit), and the Innovative Technology Authority (nonmajor component unit) apply all of these pronouncements, and also apply all FASB Statements and Interpretations issued after November 30, 1989, except those that conflict with or contradict GASB pronouncements.

Foundations' (component units) financial statements are prepared using the economic resources measurement focus and the full accrual basis of accounting. The financial statements are prepared under FASB Statement No. 117, *Financial Statements of Not-for-Profit Organizations*. FASB rather than GASB pronouncements are followed. In some instances, activities of the foundations (component units) are reported separately within the footnotes because of the different reporting standards. Also, some foundations (component units) have a December 31st or March 31st year-end rather than a fiscal year-end. Foundations (component units) with different year-ends are included in these financial statements for the year ending December 31, 2008 or March 31, 2009. Significant intrafund activity/balances between each higher education institution and their foundations have been eliminated. However, Old Dominion University (nonmajor component unit) reported the following intrafund balances that could not be eliminated because of differing year-ends: institution assets of \$78.1 million and liabilities of \$73.2 million, and foundation assets of \$62.7 million and liabilities of \$77.1 million. Longwood University (nonmajor component unit) reported the following intrafund balances that could not be eliminated because of differing year-ends: institution expenditures of \$2.7 million and foundation revenues of \$6.2 million.

The primary government reports the following major enterprise funds:

State Lottery Fund – Accounts for all receipts and expenses of the State Lottery.

Virginia College Savings Plan Fund – Administers the Virginia Prepaid Education Program.

Unemployment Compensation Fund – Accounts for receipts from employers and expenses incurred to provide benefits to eligible unemployed workers.

Additionally, the primary government reports the following fund types:

Governmental Fund Types:

Special Revenue Funds – Account for transactions related to resources received and used for restricted or specific purposes.

Debt Service Funds – Account for transactions related to resources retained and used for the payment of interest and principal on long-term obligations.

Capital Project Funds – Account for transactions related to resources received and used for the acquisition, construction, or improvement of capital facilities not reported in the other governmental or proprietary funds. The primary resource for these funds is the proceeds of bond issues and energy performance contracts. Principal uses are for construction and improvement of state office buildings, correctional and mental health facilities, and parks.

Permanent Funds – Account for transactions of the Commonwealth Health Research Fund, the Prescription Monitoring Fund, and the Mental Health Endowment Funds whose principal must remain intact and whose income is used to benefit the Commonwealth's citizens and mental health patients.

Proprietary Fund Types:

Enterprise Funds – Account for transactions related to resources received and used for financing self-supporting activities of the primary government that offer products and services on a user-charge basis to external users.

Internal Service Funds – Account for transactions related to the financing and sale of goods or services provided by the agencies of the primary government to other agencies and institutions of the Commonwealth. Activities include the provision of information technology, manufacturing activities, insurance programs, fleet services, facilities and property management, and engineering services.

Fiduciary Fund Types:

Private Purpose Trust Funds – Account for transactions of all other trust arrangements in which the principal and income benefit individuals, private organizations, or other governments. These trusts include those for escheat property, educational savings plans, and others.

Pension and Other Employee Benefit Trust Funds – Account for transactions of the Commonwealth administered retirement systems and other employment benefits.

Investment Trust Fund – Accounts for the external portion of the Local Government Investment Pool that is sponsored by the Commonwealth.

Agency Funds – Account for amounts held in trust by the primary government for others. Agency funds include those funds established to account for the collection of taxes and fees for distribution to localities and other states, employee benefits, deposits of insurance carriers, child support collections and other miscellaneous accounts.

E. Budgetary Process

Budgetary amounts shown in the Required Supplementary Information and Combining and Individual Fund Statements and Schedules Sections represent the total of the original budgeted amounts and all supplemental appropriations. The Commonwealth's budget is prepared principally on a cash basis and represents appropriations as authorized by the General Assembly. Unexpended appropriations at the end of the fiscal year generally lapse. However, they may be reappropriated for expenditure in the following fiscal year. The Governor, as required by the *Code of Virginia*, submits a budget composed of all proposed expenditures for the Commonwealth, and of estimated revenues and borrowing for a biennium, to the General Assembly. Budgets are adopted for the General and Special Revenue Funds, except for the Literary (major) – Special Revenue Fund. Formal budgetary integration is not employed for the Capital Projects (nonmajor), Debt Service (nonmajor), Permanent Funds (nonmajor), and the Literary – Special Revenue (major) because effective budgetary control is alternatively achieved through the General Fund and the remaining Special Revenue Funds.

The budget is prepared on a biennial basis; however, the budgets of the General and Special Revenue Funds contain separate appropriations for each year within the biennial budget, as approved by the General Assembly and signed into law by the Governor. For management control purposes, the budget is controlled at the program level. The Governor may transfer an appropriation within a

state agency or from one state agency to another, provided that total fund appropriations, as contained within the budget, are not exceeded. Increases in General Fund appropriations must be approved by the General Assembly.

Appropriations for programs funded from Special Revenue Funds may allow expenditures in excess of the original appropriations to the extent that revenues of the funds exceed original budget estimates and such additional expenditures are approved by the Governor through supplemental appropriations.

F. Cash, Cash Equivalents, and Investments

Cash

In order to maximize the Commonwealth's earning potential, the majority of the primary government's cash balances are pooled together in the general account for investment purposes. The amounts required for operations are liquidated as needed. Since all amounts not required for operations are held in investment securities, it is possible that the cash balances could be negative due to timing differences in liquidating the investments.

As of June 30, 2009, the General Fund had a negative cash balance of \$3.9 billion. In order to properly reflect the general account position, this negative cash balance has been eliminated in the accompanying statements and offset against the primary government's cash equivalents and investments (see Note 6).

Cash Equivalents

Cash equivalents are investments with an original maturity of 90 days or less.

Investments

Investments are principally comprised of monies held by component units, Pension and Other Employee Benefit Trust Funds, and monies held by the State Treasurer in both the general account and other fiduciary accounts.

Governmental and proprietary funds, both primary government and component units, report investments in money market and in the Commonwealth sponsored investment pools at amortized cost. All other investments are reported at fair value, in accordance with GASB Statement No. 31, *Accounting and Financial Reporting for Certain Investments and for External Investment Pools*.

Investments administered by the Virginia Retirement System (the System) are reported at fair value. The cost of investments sold is the average cost of the aggregate holding of the specific investment sold. Investments in affiliated organizations are accounted for on the equity method of accounting and the System's share of

their earnings (losses) for the period is included in investment income using the equity method.

Investments of higher education institutions (component units) are reported at fair value, except for money market investments and investments in the Commonwealth sponsored investment pools, which are reported at amortized cost.

Derivatives

Derivative instruments are financial contracts whose values depend on the values of one or more underlying assets, reference rates, or financial indexes (see Note 6).

G. Receivables

Receivables in the governmental funds consist primarily of the accrual of taxes, as well as federal receivables of the primary government's Medicaid program. Receivables in the proprietary funds consist primarily of tuition contribution receivables. Receivables of fiduciary funds are primarily the accrual of member and employer contributions in the Pension and Other Employee Benefit Trust Funds and the accrual of local sales taxes in the Agency Funds. Receivables of the component units consist primarily of mortgage receivables, loan receivables, patient receivables, and student receivables. Receivables are recorded net of allowances for doubtful accounts (see Note 7).

H. Contributions Receivable, Net

Contributions Receivable reported by the foundations (component units) represents pledges or unconditional promises to give that have been discounted (see Note 8).

I. Internal Balances

Interfund receivables and payables have been eliminated from the Statement of Net Assets, except for the residual amounts due between governmental and business-type activities (see Note 9).

J. Inventory

Inventories consist of materials and supplies and are reported as expenditures when consumed. These assets are offset by a fund balance reserve that indicates they are not available for spending. Inventories exceeding \$1 million of the General and the Special Revenue Funds are maintained at cost using the first-in, first-out (FIFO) methodology, except for the following:

- Department of State Police (VSP)
- Virginia Department of Transportation (VDOT)
- Department of Health (VDH)
- Department for the Blind and Vision Impaired (DBVI)

VSP inventories are recorded in the General (major) and Other Special Revenue (nonmajor) Funds using the average cost methodology and are maintained at cost. VDOT inventories are recorded in the Commonwealth Transportation Fund (major) using the FIFO and average cost methodologies and are maintained at either cost or average cost. VDH inventories are recorded in the General (major), Health and Social Services Special Revenue (nonmajor), and Federal Trust (major) Funds. These inventories are maintained at cost based on either FIFO or the average cost methodology. DBVI inventories are maintained at cost or average cost based on the FIFO methodology and are recorded in the General (major) and Health and Social Services Special Revenue (nonmajor) Funds.

In addition to inventories maintained as stated above, the following agencies reported donated inventory on hand at June 30, 2009:

- Department of Agriculture and Consumer Services (VDACS)
- Department of Health (VDH)
- Department of Corrections (DOC)
- Department of Mental Health, Mental Retardation, and Substance Abuse Services (DMHMRSAS)
- Department of Juvenile Justice (DJJ)

Inventories maintained by Correctional Enterprises (internal service fund) are stated at the lower of cost or market using FIFO. Inventories maintained by the Virginia Museum of Fine Arts (nonmajor enterprise fund), the Science Museum of Virginia (nonmajor enterprise fund), the Consolidated Laboratory (nonmajor enterprise fund), and the Library of Virginia (nonmajor enterprise fund) are stated at cost using FIFO. Inventories maintained by the internal service funds except for Correctional Enterprises are stated at cost using FIFO.

Inventories maintained by the Department of Alcoholic Beverage Control (nonmajor enterprise fund) are stated at average cost using FIFO.

The Virginia Industries for the Blind (nonmajor enterprise fund) maintains inventories at cost using the average cost methodology.

Institutions of higher education (component units) use several methods for inventory valuations, including cost using FIFO, the lower of cost or market using FIFO, or weighted average methods. Inventories maintained by the Virginia Horse Center Foundation (nonmajor component unit) are stated at the lower of cost or market using FIFO. Inventories maintained by the Virginia Port Authority (nonmajor component unit) are reported using the moving average unit cost methodology.

K. Prepaid Items

Prepaid assets for rent, insurance, and similar items are recognized when purchased and expensed when used.

L. Interfund Loans Receivable/Payable

Loans Receivable/Payable represents working capital advances from one fund to another (see Note 9).

M. Other Assets

Other Assets include those balances of a miscellaneous nature that are not specifically classified elsewhere (see Note 10).

N. Capital Assets

Capital assets of governmental funds are recorded as expenditures at the time of purchase and capitalized in the governmental activities column of the Government-wide Statement of Net Assets. Capital assets of the other funds and component units are capitalized in the fund in which they are utilized. All depreciable capital assets are depreciated on the straight-line basis over their useful lives (see Note 12).

Capital assets are stated at historical cost or, in some instances, estimated historical cost. Donated capital assets from entities external to the reporting entity are stated at fair market value at the time of donation. Asset transfers or donations from within the reporting entity are recorded at the carrying value of the transferring entity as required by GASB Statement No. 48, *Sales and Pledges of Receivables and Future Revenues and Intra-Entity Transfers of Assets and Future Revenues*. The primary government capitalizes all equipment that has a cost or value greater than \$50,000 and expected useful life of greater than two years. The capitalization of software is included in amounts reported for equipment. The primary government capitalizes all land, buildings and infrastructure that have a cost or value greater than \$100,000 and an expected useful life of greater than two years. Selected agencies, business-type entities, and component units utilize a capitalization limit lower or higher than the primary government's established thresholds for various reasons. Accordingly, reported capital assets may include some items that cost less than those thresholds. Infrastructure, including highways, bridges, and rights-of-way, is capitalized using the historical approach and includes any assets acquired prior to fiscal year 1980.

The primary government's capitalization policy regarding works of art/historical treasures is that capitalization is encouraged, but not required, for works of art/historical treasures that meet the following conditions:

- The collection is held for public exhibition, education, or research in furtherance of public service, rather than financial gain;
- The collection is protected, kept unencumbered, cared for and preserved; and,
- The collection is subject to an organizational policy that requires the proceeds from sales of collection items to be used to acquire other items for the collection.

The primary government capitalizes construction-in-progress when project expenditures exceed \$100,000. Interest incurred during construction is not capitalized in governmental funds. Interest incurred during the construction of proprietary fund assets is included in the capitalized value of the asset. Expenditures are classified as construction-in-progress if:

- (1) they extend the asset life, improve productivity, or improve the quality of service; and,
- (2) they fall into the planning, acquisition, construction, improvement, renovation, repair, replacement, relocation or demolition phase of the asset life.

The estimated lives of capital assets are as follows:

	<u>Years</u>
Buildings	10-75
Equipment	2-50
Infrastructure	5-50

Selected agencies, business-type entities, and component units may utilize estimated lives and policies that differ from the above for various reasons.

O. Accounts Payable

Accounts payable represent amounts, including salaries and wages, owed for goods and services received prior to year-end. In accordance with GASB Statement No. 33, *Accounting and Financial Reporting for Nonexchange Transactions*, accounts payable also includes payments for nonexchange transactions that met eligibility requirements prior to year-end (see Note 22).

P. Unearned and Deferred Revenue

Unearned revenue represents monies received or revenues accrued but not earned as of June 30, 2009. Deferred revenue represents revenues accrued but not available to finance expenditures of the current fiscal period. The majority of unearned revenue is reported by higher education institutions (component unit), where it is primarily composed of revenue for student tuition accrued in advance of the semester and advance payments on grants and contracts. In the General Fund (major), deferred revenue represents receivables that will be collected after August 31, 2009. In the Special

Revenue Funds, unearned revenue is composed primarily of federal grant money received but not spent. In the enterprise funds, a majority of unearned revenue represents on-line ticket monies received by the State Lottery (major) for which corresponding drawings have not been held and unearned revenues of Consolidated Laboratory (nonmajor). In the internal service funds, it represents primarily unearned premiums for the Risk Management Fund and prepaid rent and work orders for the Property Management Fund. Additionally, in the Virginia Information Technologies Agency internal service fund, unearned revenue relates to the transfer and purchase of assets for transition agencies and advanced customer receipts. Unearned revenues in the other component units consist primarily of the deferral of fees related to various activities.

Q. Deferred Taxes

Deferred taxes represent the deferral of income taxes withheld or received for the period January through June 2009. This amount is the estimate to be refunded (overpayments by taxpayers) reduced by the estimate to be received (underpayments from taxpayers) that will be finalized when income tax returns are filed in subsequent years. Individual income tax estimated overpayments total \$729,190,360 and estimated underpayments total \$529,882,256. This results in deferred taxes of \$199,308,104.

Corporate income tax estimated overpayments total \$42,958,430 and estimated underpayments total \$59,470,376. When underpayments exceed overpayments, revenue on the fund statements is only recognized to the extent of estimated overpayments. Since underpayments exceed overpayments for corporate income taxes, the deferred tax amount is zero for the fiscal year.

R. Obligations Under Securities Lending Program

In accordance with GASB Statement No. 28, *Accounting and Financial Reporting for Securities Lending Transactions*, liabilities resulting from these transactions have been recorded as obligations under securities lending transactions.

S. Other Liabilities

Other liabilities represent amounts owed for various governmental and proprietary activities. Some of these amounts will be paid shortly after fiscal year-end (see Note 23).

Short-term debt results from borrowings from anticipation notes, lines of credit, and similar loans with parties external to the primary government. The primary government's policy is to disclose activity related to short-term borrowings occurring during the fiscal year. For fiscal year 2009, the primary government's agencies did not participate in short-term borrowings with external parties.

Higher education institutions' foundations (component units) have short-term debt outstanding as of year-end that amount to approximately \$66.7 million. Also, the University of Virginia (major component unit) reports \$56.4 million and the Virginia Polytechnic Institute and State University (major component unit) reports \$20.8 million of commercial paper that provides bridge financing for capital projects. The Virginia Commonwealth University Health System Authority (a blended component unit of the Virginia Commonwealth University – major component unit) reports short-term debt of \$13.5 million to meet certain cash reserve requirements. The Virginia Horse Center Foundation (nonmajor component unit) reported a \$60,000 short-term note with a related party. The Virginia Port Authority (nonmajor component unit) reported a \$65.9 million short-term Port Facilities Bond Anticipation Note Series 2009.

T. Claims Payable

Claims payable, reported in the proprietary funds of the primary government, represent both health and liability insurance claims payable at June 30, 2009. This includes both actual claims submitted, as well as actuarially determined claims incurred but not reported. Claims relating to the primary government's liability insurance programs are reported in the Risk Management – internal service fund and the Risk Management – nonmajor enterprise fund. Also, health insurance claims are reported in the Health Care – internal service fund and the Local Choice Health Care – nonmajor enterprise fund (see Notes 21.A. and 21.B.). Claims payable reported by the Virginia Commonwealth University Health System Authority (a blended component unit of the Virginia Commonwealth University – major component unit) represents estimated malpractice, workers' compensation, and medical claims payable amounts.

U. Long-Term Liabilities

In the government-wide financial statements, long-term debt and other long-term obligations are reported as liabilities in the applicable governmental activities or business-type activities column. The governmental fund statements reflect the portion of long-term liabilities that will be paid from expendable resources that represent payments to employees for separations that occurred prior to June 30. The proprietary fund statements and discrete component unit statements reflect total long-term liabilities and distinguish between those portions payable within one year and those payable in future years (see Note 24).

Bond premiums and discounts, as well as issuance costs, are deferred and amortized over the life of the bond. Bonds payable are reported net of the applicable bond premium or discount. Bond issuance costs are reported as deferred charges and amortized over the term of the related debt.

Expenditures for principal and interest payments for governmental fund general obligation bonds and revenue bonds are recognized in the Debt Service Fund (nonmajor) when due. In these fund statements, governmental fund types recognize bond premiums and discounts, as well as bond issuance costs, during the current period. The face amount of debt issued is reported as other financing sources. Premiums received on debt issuances are reported as other financing sources while discounts on debt issuance are reported as other financing uses. Issuance costs, whether or not withheld from the actual debt proceeds received, are reported as debt service expenditures (see Note 24).

V. Reserved Fund Balances

Reserved fund balances indicate that portion of fund balance that is not available to fund operations or is legally segregated for specific future use. Fund balance reservations are not specifically denoted in instances where the nature of the fund dictates the entire amount is reserved.

W. Unreserved, Designated Fund Balances

Designations of fund balance, as shown in Note 4, are established to reflect tentative plans for future utilization of current financial resources. It is the policy of the primary government to designate the portion of fund balance set aside by the General Assembly through the Appropriation Act to fund tentative but approved future plans. Unexpended appropriations approved by the Governor to be used to fund expenditures of the ensuing fiscal year are also reflected through a designation of fund balance. It is the policy of the primary government to limit such designations in the event that their accumulation and presentation would cause a negative unreserved, undesignated fund balance to occur.

X. Unreserved, Undesignated Fund Balances

The unreserved, undesignated basis of budgeting fund balance is the amount of fund balance remaining from operations of the current and prior years, net of amounts established as reserved and designated fund balance described in Notes 1.V. and 1.W. above.

Y. Cash Management Improvement Act

Included in "Due to Other Governments" is the Commonwealth's Cash Management Improvement Act (CMIA) interest liability to the federal government, which is calculated in accordance with the interest calculation and exchange provisions of the Federal Cash Management Improvement Act of 1990. The Commonwealth's interest liability is subject to review and final confirmation by the Financial Management Service (FMS) of the U.S. Treasury. The payment is to be made on March 31, 2010. Payment will be made from a sum

sufficient appropriation authorized for this purpose by the Appropriation Act. The CMIA interest rate of exchange is based by law on the average of the bond equivalent rates of 13-week Treasury Bills auctioned during the annual reporting period as calculated by FMS.

Z. Investment Income

In accordance with GASB Statement No. 31, *Accounting and Financial Reporting for Certain Investments and for External Investment Pools*, all investment income reported in the accompanying financial statements include changes in the fair value of investments and the amount reported may be negative. Additionally, the Commonwealth's policy is to record all unrealized gains or losses for the Treasurer's Portfolio in the General Fund.

AA. Intrafund Eliminations

Eliminations have been incorporated into the report to eliminate intrafund transactions within the related fund type. These eliminations prevent overstatement of financial activity.

BB. Interfund Activity

Generally, the effect of interfund activity has been eliminated from the government-wide statements. Exceptions to this rule are 1) activities between funds reported as governmental activities and funds reported as business-type activities, and 2) activities between funds that are reported in different functional categories in either the governmental or business-type activities column. Elimination of these activities would distort the direct costs and program revenues for the functions.

In the fund financial statements, transfers represent the movement of resources between funds. For example, transfers are recorded when a fund receives revenue and subsequently disburses the resources to another fund for expenditure.

2. RESTATEMENT OF BEGINNING BALANCES

The government-wide beginning balance restatements resulted from the following:

GOVERNMENTAL ACTIVITIES:

- The Commonwealth implemented GASB Statement No. 49, *Accounting and Financial Reporting for Pollution Remediation Obligations*, effective for the fiscal year ending June 30, 2009, which resulted in a restatement of pollution remediation liabilities of \$2.9 million.
- Capital Asset balances were restated by \$21.3 million regarding the understatement of capital assets due primarily to various agencies not recording assets at the time of acquisition.

- State Corporation Commission balances were restated due to prior years errors resulting in a \$41.3 million understatement of accrued liabilities and a \$12.9 million overstatement of accrued receivables.

COMPONENT UNITS

- The Belmont Bay Science Center Foundation modified its organizational structure during fiscal year 2009 and is no longer a component unit of the Commonwealth.
- The Commercial Space Flight Authority received significant bond proceeds from the Commonwealth during fiscal year 2009, and accordingly, now meets the component unit reporting criterion.

- The College of William and Mary's beginning balance has been restated by \$11.7 million to correct prior year errors primarily related to capital assets and other accruals.

FUND STATEMENTS

The fund statement beginning balance restatements resulted from the following:

- The Nonmajor Special Revenue funds were restated due to a \$12.9 million overstatement of accrued receivables.
- The Private Purpose Funds were restated by \$21.5 million due to the omission of the Gas and Oil Board Escrow Account in prior years.

Beginning Balance Restatement

(Dollars in Thousands)

	Balance as of June 30, 2008	GASBS No. 49 Pollution Remediation	Correction of Prior Year Errors	Change in Reporting Entity	Balance June 30, 2008 as restated
Government-wide Activities:					
Primary Government:					
Governmental Activities	\$ 17,433,955	\$ (2,997)	\$ (32,822)	\$ -	\$ 17,398,136
Business-type Activities	901,366	-	-	-	901,366
Total Primary Government	<u>\$ 18,335,321</u>	<u>\$ (2,997)</u>	<u>\$ (32,822)</u>	<u>\$ -</u>	<u>\$ 18,299,502</u>
Component Units	<u>\$ 19,634,328</u>	<u>\$ -</u>	<u>\$ (11,736)</u>	<u>\$ 1,296</u>	<u>\$ 19,623,888</u>
Fund Statements - Governmental Funds					
General	\$ 1,202,919	\$ -	\$ -	\$ -	\$ 1,202,919
Special Revenue Funds:					
Commonwealth Transportation	1,843,596	-	-	-	1,843,596
Federal Trust	86,668	-	-	-	86,668
Literary	293,733	-	-	-	293,733
Nonmajor Governmental	1,390,171	-	(12,853)	-	1,377,318
Total Governmental	<u>\$ 4,817,087</u>	<u>\$ -</u>	<u>\$ (12,853)</u>	<u>\$ -</u>	<u>\$ 4,804,234</u>
Fund Statements - Fiduciary Funds					
Private Purpose Funds	<u>\$ 26,071,085</u>	<u>\$ -</u>	<u>\$ 21,518</u>	<u>\$ -</u>	<u>\$ 26,092,603</u>
Pension Trust Funds	<u>\$ 55,107,345</u>	<u>\$ -</u>	<u>\$ -</u>	<u>\$ -</u>	<u>\$ 55,107,345</u>
Investment Trust Funds	<u>\$ 3,489,424</u>	<u>\$ -</u>	<u>\$ -</u>	<u>\$ -</u>	<u>\$ 3,489,424</u>
Fund Statements - Component Units:					
Virginia Housing Development Authority	\$ 2,041,770	\$ -	\$ -	\$ -	\$ 2,041,770
Virginia Public School Authority	13,316	-	-	-	13,316
University of Virginia	6,764,383	-	-	-	6,764,383
Virginia Polytechnic Institute and State University	1,525,352	-	-	-	1,525,352
Virginia Commonwealth University	1,766,640	-	-	-	1,766,640
Nonmajor Component Units	7,522,867	-	(11,736)	1,296	7,512,427
Total Component Units	<u>\$ 19,634,328</u>	<u>\$ -</u>	<u>\$ (11,736)</u>	<u>\$ 1,296</u>	<u>\$ 19,623,888</u>

3. DEFICIT FUND BALANCES / NET ASSETS

The General Fund ended fiscal year 2009 with a deficit fund balance of \$258.5 million on a modified accrual basis of accounting. This is due primarily to a significant decline in revenues resulting from the slowing economy as well as the effects of accrual items. These accruals generally result in decreases to fund balance and are similar in nature and amount to previous years.

The State Lottery (major enterprise fund) and Department of Alcoholic Beverage Control (nonmajor enterprise fund) ended the year with deficit net assets of \$4.3 million and \$12.6 million, respectively. This was solely attributable to the net pension obligation resulting from GASB Statement No. 27, *Accounting for Pensions by State and Local Governmental Employers* and the net other postemployment benefits (OPEB) obligation resulting from GASB Statement No. 45, *Accounting and Financial Reporting by Employers for Postemployment Benefits Other Than Pensions*. Since the Commonwealth is the employer, the agencies do not report this liability in their individually published financial statements.

The Virginia College Savings Plan (major enterprise fund) ended the year with a deficit net assets balance of \$285.2 million. This decrease is mostly attributable to the projected unfunded actuarial liability calculated by the plan's actuary. The change in the projected tuition benefits payable liability is mostly attributable to investment losses and a change in the tuition growth

assumption, offset somewhat by revenue from new contract sales.

The Library of Virginia (nonmajor enterprise fund) ended the year with a deficit net assets balance of \$279,293. This is attributable to operating expenses exceeding revenues.

The Property Management Fund (internal service fund) ended the year with a deficit net assets balance of \$12.1 million. This deficit was the result of the purchase of a leasehold interest in a state-owned building in fiscal year 2006. Also, the Property Management Fund incurred additional capital lease liabilities due to transfers of leases from other state agencies.

The Risk Management Fund (internal service fund) ended the year with a deficit net assets balance of \$328.4 million. The deficit was the result of the Worker's Compensation Program having estimated claims payable exceeding the available equity in the fund. Claims are paid on a pay-as-you-go basis. To the extent that claims exceed current resources, they will ultimately become a liability of the fund from which the claim originated.

The Virginia College Building Authority (nonmajor component unit) ended the year with a deficit net assets balance of \$1.15 billion. This deficit occurs because the Authority issues bonds for the 21st Century College and Equipment programs subject to future appropriations from the General Fund of the Commonwealth without any other security.

4. GENERAL FUND ANALYSIS – BASIS OF BUDGETING

The following schedule represents reservations and designations of General Fund balance on the basis of budgeting.

Reservations and Designations of Fund Balance General Fund, Basis of Budgeting June 30, 2009

(Dollars in Thousands)

Reserved Fund Balance:		
Revenue Stabilization Reserve Fund	\$ 575,064	
Payroll Reserve for July 1, 2009 Payroll	86,461	
Lottery Proceeds Fund	964	
Total Reserved Fund Balance		662,489
Unreserved Fund Balance:		
Designated:		
Amount Required for Reappropriation of 2009		
Unexpended Balances for Capital Outlay	10,805	
Central Capital Planning Fund	12,136	
Natural Disaster Sum Sufficient	14,184	
Amount Required by Chapter 781	51,769	
Amount Required for Mandatory Appropriation	72,092	
Total Designated Fund Balance		160,986
Fund Balance, June 30, 2009		\$ 823,475

5. REVENUE STABILIZATION FUND

In accordance with Article X, Section 8 of the *Constitution of Virginia*, the amount estimated as required for deposit to the Revenue Stabilization Fund must be appropriated for that purpose by the General Assembly. During fiscal year 2009, in accordance with the provisions of Article X, Section 8 of the *Constitution* and Section 2.2-1830 of the *Code of Virginia*, a withdrawal of \$490 million was made from the fund.

The *Constitution* requires a deposit based on growth in income and retail sales tax revenue and allows revenue growth from increases in tax rates or the repeal of exemptions to be excluded, in whole or part, from the deposit calculation for up to six years. A deposit is not required based on fiscal year 2009 revenue collections when revenue increases from tax reform were included or excluded, including those derived from estimates.

Section 2.2-1829(b) of the *Code of Virginia* requires an additional deposit into the fund when specific criteria have been met. No such designation is required since the specified criteria were not met for fiscal year 2009.

The Revenue Stabilization Fund has principal and interest on deposit of \$575 million reserved as a part of General Fund balance. The amount on deposit cannot exceed ten percent of the Commonwealth's average annual tax revenues derived from taxes on income and retail sales for the preceding three fiscal years. The maximum amount allowed is \$1.38 billion for fiscal year 2009 and fiscal year 2010.

6. CASH, CASH EQUIVALENTS, AND INVESTMENTS

At June 30, 2009, the carrying amount of cash for the primary government was \$3,301,748,507 and the bank balance was \$235,669,065. The carrying amount of cash for component units was \$925,400,300 and the bank balance was \$370,511,318. Cash equivalents are investments with an original maturity of 90 days or less. Cash and cash equivalents for foundations (component units) totaled \$483,836,983 as of year-end. A portion of this amount and some balances during the year exceeded Federal Deposit Insurance Corporation (FDIC) insurance coverage. Foundation investments are disclosed in the Interest Rate Risk section of this note.

For purposes of this note, primary government includes governmental, business-type activities, and fiduciary funds. The deposits of the primary government and the component units, excluding foundations (component units), are secured in accordance with the provisions of the Virginia Security for Public Deposits Act, Section 2.2-4400 of the *Code of Virginia*. The act requires any public depository that receives or holds public deposits to pledge collateral to the Treasury Board to cover public deposits in excess of Federal deposit insurance. The required collateral percentage is determined by the Treasury Board and ranges from 50 percent to 100 percent of public deposits in the case of a bank and 100 percent to 110 percent for a savings institution. During the fiscal year, there was an unrealized loss of \$12.6 billion and \$6.4 billion attributable to Virginia Retirement

System (the System) and the Virginia College Savings Plan, respectively. In addition, the Treasurer's Portfolio reported an unrealized loss of \$75.0 million consisting of an unrealized loss of \$82.0 million in securities lending which is offset by an unrealized gain of \$7.0 million in other investments. As stated in Note 1.Z., unrealized gains or losses for the Treasurer's Portfolio are recorded in the General Fund.

Securities pledged by banks and savings institutions, under the act, are held by an approved escrow agent for the Treasury Board. In the event a depository bank defaults or becomes insolvent, the Treasury Board first assesses the collateral of the defaulting or insolvent institution and then assesses the collateral pledged by other public depositories on a statutory based ratio to the extent necessary to satisfy the assessment against the defaulting bank. The collateral pledged by all banks is sufficient to cover the uncollateralized public deposits of any single bank. Upon default or insolvency of a savings institution, the Treasury Board assesses the institution the amount of public funds on deposit in excess of FDIC insurance. The State Treasurer liquidates the necessary pledged collateral of the institution to reimburse public depositors to the extent of the institution's deposit liability to them. As a result, these deposits are considered insured.

Certain deposits are held by trustees in accordance with the Trust Subsidiary Act, Section 6.1–32.8 et seq. of the *Code of Virginia*. The act requires that cash held by trustees while awaiting investment or distribution is not to be used by an affiliate bank of the trustee in the conduct of its business unless the affiliate bank delivers securities to the trust department as collateral that is at least equal to the fair value of the trust funds held on deposit in excess of amounts insured by the FDIC.

The Commonwealth is authorized, in accordance with the guidelines set forth in Section 2.2-4500 et seq. of the *Code of Virginia*, to invest public funds in the following:

- U.S. Treasury and agency securities
- Corporate debt securities
- Asset-backed securities
- Mortgage-backed securities
- Municipal securities
- AAA rated obligations of foreign governments
- Bankers' acceptances and bank notes
- Negotiable certificates of deposit
- Repurchase agreements
- Money market funds

Permitted investments include agency mortgage-backed securities, corporate or private label mortgage-backed securities, and asset-backed securities which by definition usually expose the investor to prepayment risk.

Prepayment risk, or the prepayment option granted the borrower, can create uncertainty concerning cash flows, can affect the price of the security causing negative convexity, and can expose the investor to reinvestment risk. Similarly, many agency and corporate securities

are callable after some predetermined date at a predetermined price. The call options in regular agency debentures and some corporate securities can be open ended and may significantly impact cash flows, security pricing, and reinvestment risks of these securities.

Public funds held by the Commonwealth, public officers, municipal corporations, political subdivisions, and any other public body of the Commonwealth shall be held in trust for the citizens of the Commonwealth. Any investment of such funds pursuant to the provisions of this chapter shall be made solely in the interest of the citizens of the Commonwealth and with the care, skill, prudence, and diligence under the circumstances then prevailing that a prudent person acting in a like capacity and familiar with such matters would use in the conduct of an enterprise of a like character and with like aims.

Certain investments held in trust by the Treasurer of Virginia in accordance with bond indentures and resolutions may have more restrictive investment policies. Investment policies of institutions of higher education (component units) are established by the institutions' governing boards.

The Board of Trustees of the Virginia Retirement System (the System) (part of primary government) has full power to invest and reinvest the trust funds in accordance with Section 51.1-124.30 of the *Code of Virginia*, as amended. This section requires the Board to discharge its duties solely in the interest of the beneficiaries and to invest the assets with the care, skill, prudence, and diligence under the circumstances then prevailing that a prudent person acting in a like capacity and familiar with such matters would use in the conduct of an enterprise of a like character and with like aims. The Board must also diversify such investments so as to minimize the risk of large losses unless under the circumstances it is clearly prudent not to do so. The System does not have investment policies that place specific restrictions on investments related to custodial risk, interest rate risk, credit risk, or foreign currency risk. The System investment portfolio is intended to be managed through diversification and prudent judgment, rather than through specific policy restrictions.

The information presented for the external investment pool was obtained from audited financial statements. Copies of the Local Government Investment Pool (LGIP) report may be obtained by writing the Department of the Treasury, Post Office Box 1879, Richmond, Virginia 23218. Participation in this pool is voluntary.

Custodial Risk

Custodial credit risk is the risk that, in the event of the failure of the counterparty, the Commonwealth may not be able to recover the value of its investment or collateral securities that are in the possession of an outside party.

Policies related to credit risk pertaining to the Commonwealth's securities lending program are found in the securities lending section of this note.

As of June 30, 2009, the primary government had \$483,513,624 of cash equivalents and investments that were exposed to custodial risk as uninsured and uncollateralized. The System had \$478,383,000 of this amount that consisted of various types of debt and equity securities that were held by counterparties' trust departments or agents, but not in the System's name. Investments held by broker-dealers under securities loan for common and preferred stocks represented \$396,256,000 and U.S. Treasury and agency securities represented \$1,086,000 of the total. The remainder was for various types of debt and equity securities. The component units had \$2,442,065 of cash equivalents and investments that were exposed to custodial risk as uninsured and uncollateralized. U.S. Treasury and agency securities represented \$1,164,480 and common and preferred stocks represented \$722,460 of the total and the remainder was for various types of debt and equity securities.

As of June 30, 2009, the investments of the Pension and Other Employee Benefit Trust Funds were approximately 55 percent of the primary government investments, and 99 percent of those that were exposed to custodial risk.

Interest Rate Risk

Interest rate risk is the risk that changes in interest rates of debt investments will adversely affect the fair value of an investment. The Commonwealth has elected the Segmented Time Distribution method of disclosure.

The State Treasurer's guidelines limit the following maximum durations for any single security of the following investment types:

<u>Security Type</u>	<u>Maximum Duration</u>
Corporate Security	15 years
Asset-Backed Securities	5 years
Sovereign Government	
Obligations (excluding U.S.)	5 years
Negotiable Certificates of Deposit	
and Negotiable Bank Notes	5 years

The State Treasurer's guidelines further describe target durations for the overall general account portfolio of 1.6 years, with a 2.3 year maximum and a 0.4 year minimum duration.

The System manages the risk within the portfolio using the effective duration or option-adjusted methodology. It is widely used in the management of fixed income portfolios in that it quantifies, to a much greater degree, the risk of interest rate changes. The methodology takes into account optionality on bonds and scales the risk of price changes on bonds depending upon the degree of change in rates and the slope of the yield curve. All of the System's fixed income portfolios are managed in accordance with the System's investment guidelines, most of which are specific as to the degree of interest rate risk that can be taken.

At June 30, 2009, the Commonwealth had the following investments and maturities:

Primary Government Investments

(Dollars in Thousands)

<u>Investment Type</u>	<u>Fair Value</u>	<u>Investment Maturities (in years)</u>			
		<u>Less Than 1</u>	<u>1-5</u>	<u>6-10</u>	<u>More Than 10</u>
<u>Debt Securities</u>					
U. S. Treasury and Agency Securities	\$ 2,092,131	\$ 624,731	\$ 980,767	\$ 296,939	\$ 189,694
Corporate Notes	11,373,787	6,893,638	2,671,378	1,357,713	451,058
Corporate Bonds	3,367,827	1,815,182	1,152,618	304,975	95,052
Corporate Mortgage-Backed Securities	151,941	-	28,923	1,942	121,076
Commercial Paper	407,492	407,492	-	-	-
Negotiable Certificates of Deposit	25,028	25,023	5	-	-
Non-negotiable Certificates of Deposit	446,364	446,021	343	-	-
Reverse Repurchase Agreements	675,574	675,574	-	-	-
Repurchase Agreements	801,123	801,123	-	-	-
Municipal Securities	205,816	26,575	54,364	24,519	100,358
Asset-Backed Securities	1,298,437	422,084	452,394	42,758	381,201
Agency Mortgage-Backed Securities	2,782,119	206,485	2,165,840	121,469	288,325
Agency Unsecured Bonds and Notes	4,143,523	2,173,193	1,887,566	71,339	11,425
Mutual and Money Market Funds (Includes SNAP)	3,532,262	3,532,106	156	-	-
The Boston Company Pooled Employee Trust Fund	5,671	5,671	-	-	-
Guaranteed Investment Contracts	236,246	-	236,246	-	-
Fixed Income and Commingled Funds	1,825,088	61,060	1,625,166	138,862	-
Deposits with the U.S. Treasury for Unemployment Compensation	363,455	363,455	-	-	-
Investments held by broker-dealers under securities loans					
U. S. Government and Agency Securities	745,117	81,831	304,860	266,681	91,745
Corporate Notes	197,753	9,871	103,153	72,954	11,775
Corporate Bonds	12,735	631	6,771	4,306	1,027
Other	893,164	437,717	253,091	120,997	81,359
Total	<u>\$ 35,582,653</u>	<u>\$ 19,009,463</u>	<u>\$ 11,923,641</u>	<u>\$ 2,825,454</u>	<u>\$ 1,824,095</u>

Component Unit Investments

(Dollars in Thousands)

<u>Investment Type</u>	<u>Fair Value</u>	<u>Investment Maturities (in years)</u>			
		<u>Less Than 1</u>	<u>1-5</u>	<u>6-10</u>	<u>More Than 10</u>
<u>Debt Securities</u>					
U. S. Treasury and Agency Securities	\$ 506,535	\$ 280,001	\$ 86,900	\$ 44,593	\$ 95,041
Corporate Notes	56,932	11,937	36,369	6,618	2,008
Corporate Bonds	194,340	16,404	136,720	38,083	3,133
Corporate Mortgage Backed Securities	13,794	-	-	-	13,794
Commercial Paper	26,867	26,867	-	-	-
Negotiable Certificates of Deposit	213,617	211,373	2,244	-	-
Non-negotiable Certificates of Deposit	14,546	14,546	-	-	-
Repurchase Agreements	93,780	93,780	-	-	-
Municipal Securities	3,590,980	11,630	134,638	79,702	3,365,010
Asset Backed Securities	138,720	20,872	29,729	9,791	78,328
Agency Unsecured Bonds and Notes	135,519	79,766	53,690	2,063	-
Agency Mortgage Backed	189,418	6,665	26,053	8,811	147,889
Mutual and Money Market Funds (Includes SNAP)	1,966,444	1,907,367	42,144	14,899	2,034
Guaranteed Investment Contracts	245,998	-	36,206	-	209,792
Other	123,697	122,989	546	-	162
Total	<u>\$ 7,511,187</u>	<u>\$ 2,804,197</u>	<u>\$ 585,239</u>	<u>\$ 204,560</u>	<u>\$ 3,917,191</u>

Foundation Investments

(Dollars in Thousands)

<u>Investment Type</u>	<u>Fair Value</u>
U.S. Treasury and Agency Securities	\$ 642,971
Common & Preferred Stocks	1,334,304
Corporate Notes	11,729
Corporate Bonds	197,057
Commercial Paper	81,992
Negotiable Certificates of Deposit	17,705
Municipal Securities	3,695
Asset Backed Securities	4,227
Agency Mortgage Backed	7,794
Agency Unsecured Bonds and Notes	17,371
Mutual Funds	768,805
Real Estate	197,997
Index Funds	17,184
Hedge Funds	1,006,472
Partnerships and Other Joint Ventures	1,474,315
Others	761,732
Total	<u>\$ 6,545,350</u>

Note: Foundations represent FASB reporting entities defined in Note 1.B. A portion of these amounts are reported at cost rather than fair value because fair value was not available or readily determinable.

Credit Risk

Credit risk is the risk that an issuer or other counterparty to an investment will not fulfill its obligations. The State Treasurer of the Commonwealth places emphasis on securities of high credit quality and marketability. At the time of purchase, the following limitations are in place:

- Bankers acceptances: P-1, Moody's and A-1, S&P
- Negotiable CDs and bank notes:
 - maturities of one year or less: P-1, Moody's and A-1, S&P
 - maturities over one year: Aa, Moody's and AA, S&P
- Commercial paper: P-1, Moody's and A-1, S&P
- Corporate Notes and Bonds and Busted Convertibles: A or better by two nationally recognized rating agencies, one of whom must be Moody's or S&P. However, each external investment manager may invest up to ten percent of their portfolio in Baa2/BBB rated bonds which, at a minimum, must be rated Baa2/BBB by two nationally recognized rating agencies (one of which must be either Moody's or S&P). Busted convertibles must be liquidated prior to conversion to equity. Also, to avoid holding equity-like securities, busted convertibles must be sold when they reach 105 percent of their bond value.

- Taxable Municipal Bonds: A or better by two nationally recognized rating agencies, one of whom must be Moody's or S&P
- Asset-backed securities: AAA or better by two nationally recognized rating agencies, one of whom must be Moody's or S&P
- Dollar denominated obligations of sovereign governments: Aaa, Moody's and AAA, S&P
- Commercial Mortgage-Backed Securities (CMBS), Collateralized Mortgage Obligations (CMOs), and Planned Amortization Classes (PACs): AAA or better by two nationally recognized rating agencies, one of whom must be Moody's or S&P

The following tables present the credit ratings for the majority of the investments of the primary government and component units as of June 30, 2009. The ratings presented below are using Standard & Poor's (S&P) and Moody's Investors Service (Moody's) rating scales. Within the primary government, the investments presented in the table represented 76.1 percent of the total debt securities, 12.7 percent of which were invested in corporate notes rated Aaa by Moody's. Within the component units, the investments presented in the table represented 88.8 percent of the total debt securities, 43.1 percent of which were invested in unrated Municipal Securities.

Credit risk for derivative instruments held by the Commonwealth results from counterparty risk assumed by the Commonwealth. This is essentially the risk that the borrower will be unable to meet its obligation. Information regarding the Commonwealth's credit risk related to derivatives is found in the Derivative Financial Instruments section of this note.

Policies related to credit risk pertaining to the Commonwealth's securities lending program are found in the Securities Lending section of this note.

Credit Rating - Primary Government
(Dollars in Thousands)

Investment	Amount	Rating Agency	Rating	Percent of Portfolio
Corporate Notes	\$ 4,533,803	Moody's	Aaa	12.74%
Agency Unsecured Bonds and Notes	3,483,912	Standard & Poor's	AAA	9.79%
Mutual and Money Market Funds (Include SNAP)	3,064,066	Standard & Poor's	AAA	8.61%
Agency Mortgage Backed Securities	2,416,156	N/A	N/A	6.79%
Corporate Bonds	2,225,807	Moody's	NR	6.26%
U. S. Treasury and Agency Securities	2,092,131	N/A	N/A	5.88%
Fixed Income and Commingled Funds	844,443	Moody's	Baa	2.37%
Asset Backed Securities	820,056	Standard & Poor's	AAA	2.30%
Investments held by broker-dealers under securities loans (U.S. Government and Agency Securities)	744,401	N/A	N/A	2.09%
Corporate Notes	681,288	Moody's	A2	1.91%
Reverse Repurchase Agreements	675,574	Moody's	NR	1.90%
Corporate Notes	614,192	Moody's	Ba3	1.73%
Corporate Notes	613,403	Moody's	A3	1.72%
Corporate Notes	597,604	Moody's	Baa2	1.68%
Fixed Income and Commingled Funds	591,254	Moody's	Aaa	1.66%
Repurchase Agreements	579,667	Standard & Poor's	A-1	1.63%
Corporate Notes	576,847	Moody's	Baa1	1.62%
Corporate Notes	573,478	Moody's	A1	1.61%
Corporate Notes	534,883	Moody's	B1	1.50%
Corporate Bonds	407,903	Moody's	Baa3	1.15%
Commercial Paper	407,492	Moody's	P-1	1.15%

Credit Rating - Component Units

(Dollars in Thousands)

Investment	Amount	Rating Agency	Rating	Percent of Portfolio
Municipal Securities	\$ 3,238,990	N/A	N/A	43.12%
Mutual and Money Market Funds (Include SNAP)	913,968	Standard & Poor's	AAA	12.17%
Mutual and Money Market Funds (Include SNAP)	812,812	Moody's	P-1	10.82%
U. S. Treasury and Agency Securities	506,535	N/A	N/A	6.74%
Negotiable Certificates of Deposit	213,617	N/A	N/A	2.84%
Mutual and Money Market Funds (include SNAP)	185,386	N/A	N/A	2.47%
Municipal Securities	166,231	Standard & Poor's	AAA	2.21%
Agency Mortgage Backed Securities	144,840	Standard & Poor's	AAA	1.93%
Guaranteed Investment Contracts	131,091	Standard & Poor's	AAA	1.75%
Other Debt Securities	122,989	Moody's	Aaa	1.64%
Repurchase Agreements	90,546	N/A	N/A	1.21%
Guaranteed Investment Contracts	74,618	Standard & Poor's	AA+	0.99%
Municipal Securities	66,693	Standard & Poor's	AA	0.89%

Concentration of Credit Risk

Concentration of credit risk is related to the risk of loss that may be attributed to the magnitude of a government's investment in a single issuer. The Commonwealth holds no investment in the securities of a single issuer that is more than five percent of the total market value of its investments. In addition, the Treasury and the System have individual investment policies limiting the amounts that may be invested in any single issuer.

It is the State Treasurer's policy that each portfolio will be diversified with no more than five percent of the value of the fund invested in the securities of any single issuer. This limitation shall not apply to the U.S. Government, or agency thereof, or U.S. Government sponsored corporation securities and fully insured and/or collateralized certificates of deposit.

The System investment guidelines for each specific portfolio also limit investments in any corporate entity to no more than five percent of the market value of the

account for both the internally and externally managed portfolios. There is no concentration of investments in any one organization that represents five percent or more of plan net assets available for benefits.

Foreign Currency Risk

Foreign currency risk is the risk that changes in exchange rates will adversely impact the fair value of an investment. All investments exposed to foreign currency risk were part of the System portfolio at June 30, 2009.

The System's currency risk exposure, or exchange rate risk, primarily exists in the international and global equity investment holdings. From time to time, the System's external managers may hedge their portfolios' foreign currency exposures with currency forward contracts. This will depend upon their views about a specific foreign currency relative to the U.S. dollar. The System's exposure to foreign currency risk is highlighted in the following table.

Currency Exposures by Asset Class

(Dollars in Thousands)

Currency	Cash & Cash Equivalents	Equity	Corporate Bonds	Private Equity	Real Estate	International Funds	Total
Euro Currency Unit	\$ 17,660	\$ 213,597	\$ 1,095	\$ 543,766	\$ 22,061	\$ -	\$ 798,179
U. S. Dollar	15,796	-	-	-	-	682,089	697,885
Australian Dollar	3,589	487,998	-	-	20,651	-	512,238
Japanese Yen	5,594	368,645	(6,644)	-	50,749	-	418,344
Hong Kong Dollar	3,820	333,322	-	-	55,575	-	392,717
British Pound Sterling	4,860	333,049	3,818	2,345	10,015	-	354,087
South Korean Won	1,608	231,516	-	-	-	-	233,124
New Taiwan Dollar	12,120	213,006	-	-	-	-	225,126
Indian Rupee	1,267	165,894	-	-	-	-	167,161
Brazil Real	5,522	159,289	(74)	-	1,794	-	166,531
Canadian Dollar	2,049	135,723	(842)	-	1,404	-	138,334
S African Comm Rand	6,846	110,011	-	-	-	-	116,857
Mexican New Peso	371	76,223	8,355	-	-	-	84,949
Norwegian Krone	1,863	75,669	1,162	-	-	-	78,694
Thailand Baht	86	76,726	-	-	-	-	76,812
New Turkish Lira	4,091	57,988	-	-	-	-	62,079
New Zealand Dollar	197	49,255	7,448	-	-	-	56,900
Malaysian Ringgit	2,514	43,329	-	-	-	-	45,843
Singapore Dollar	1,086	32,973	-	-	7,137	-	41,196
Indonesian Rupian	345	23,434	-	-	-	-	23,779
Polish Zloty	593	21,452	-	-	-	-	22,045
Egyptian Pound	36	19,702	-	-	-	-	19,738
Israeli Shekel	548	12,478	-	-	-	-	13,026
Czech Koruna	533	9,724	-	-	-	-	10,257
Turkish Lira	7,189	-	-	-	-	-	7,189
Hungarian Forint	379	6,585	-	-	-	-	6,964
Danish Krone	386	4,074	-	-	-	-	4,460
Philippines Peso	855	3,387	-	-	-	-	4,242
Moroccan Dirham	43	1,515	-	-	-	-	1,558
Omani Rial	197	1,170	-	-	-	-	1,367
Pakistan Rupee	-	746	-	-	-	-	746
Chinese Yuan Renminbi	-	140	-	-	-	-	140
Russian Rubel (New)	3	-	-	-	-	-	3
Romanian Leu	3	-	-	-	-	-	3
Swedish Krona	1,735	(39,005)	-	1,707	1,588	-	(33,975)
Swiss Franc	3,109	(86,632)	-	-	1,841	-	(81,682)
Total	\$ 106,893	\$ 3,142,983	\$ 14,318	\$ 547,818	\$ 172,815	\$ 682,089	\$ 4,666,916

Securities Lending

The State Treasury's securities lending program is managed by Dresdner Kleinwort a brand of Commerzbank AG (Dresdner Kleinwort), under a contract dated March 31, 2006. The enabling legislation for the securities lending program is Section 2.2-4506 of Chapter 45 of the *Code of Virginia*, as amended. No violations of legal or contractual provisions were noted during the year. The general account participated in a securities lending program for the entire year.

All securities lending loans are on an open-ended or one-day basis and may be terminated by Treasury with a 24-hour notice or are term loans with the right of substitution. Per the contract with Dresdner Kleinwort, all cash reinvestment securities attributable to loans made on the Commonwealth's behalf shall be maintained by Dresdner Kleinwort, and Treasury cannot pledge or sell such collateral absent a default.

The State Treasury's contract with Dresdner Kleinwort provides for loss indemnification against insolvency default in respect of lending transactions and in the case of reverse transactions as defined in the applicable Agency Securities Lending and Repurchase Agreement. Additionally, Dresdner Kleinwort AG is liable for any losses experienced from reinvestment of cash collateral in investments not authorized by the provisions of the investment guidelines for the Commonwealth of Virginia agreed upon by both parties and made a part of the Agency Securities Lending and Repurchase Agreement. There were no realized losses resulting from default during the reporting period, or recoveries of prior period losses during this reporting period.

When securities are loaned, the collateral received is at least 100 percent of fair value of the securities loaned and must be maintained at 100 percent or greater. There are no stated restrictions on the amount of securities that may be loaned, but the basic composition of the general account portfolio effectively restricts the maximum percentage of the portfolio that may be loaned. During the past fiscal year, approximately 35 percent of the general account securities were on loan.

During the past year, a combination of U.S. Treasury, agency, agency mortgage and corporate securities have been loaned, with the majority of the loaned securities being U.S. Treasury and agency securities. At June 30, 2009, all collateral received was in the form of cash.

Securities loaned for the Treasurer's cash collateral reinvestment pool, which consisted of 89.2 percent general account funds and 10.8 percent State Lottery funds as of June 30, 2009, had a carrying value of \$2,006,197,809 and a fair value of \$2,030,541,129. The fair value of the collateral received was \$2,050,221,232 providing for coverage of 100.97 percent. As a result, the State Treasury assumes no credit risk on securities loaned. The carrying value of the cash collateral reinvestment pool received was \$2,050,237,583 and the fair value of the investments purchased with the cash collateral was \$1,968,179,404. As of June 30, 2009, the Treasurer's cash collateral reinvestment pool had an

unrealized loss of \$82.0 million, and is recorded in the General Fund as stated in Note 1.Z. This amount is included in the total Treasurer's Portfolio discussed earlier in this note.

Current cash reinvestment guidelines allow for a maximum weighted-average portfolio maturity of up to 60 days. At June 30, 2009, the cash reinvestment portfolio had a weighted average maturity of 17 days using the next interest reset date as the maturity date for floating rate securities. Using the expected maturity date, the weighted average maturity was 383 days and using the final maturity date, which assumes no pay downs on any asset-backed or mortgage-backed securities, the weighted average maturity was in excess of seven years.

Treasury's current cash reinvestment guidelines allow for investment in government securities, AAA rated sovereign governments, asset-backed (including mortgage-backed) securities, commercial paper and corporate notes, negotiable certificates of deposit, liquid master notes and promissory notes, bank notes, repurchase agreements and registered money market funds. At June 30, 2009, the majority of cash reinvestments were in overnight indemnified repurchase agreements, asset-backed (including mortgage-backed) floating rate securities and corporate floating rate notes. In order to ensure adequate liquidity and to reduce the reinvestment portfolio risk profile, all cash reinvestments made since August 2007 have been in overnight or very short-term indemnified repurchase agreements.

At June 30, 2009, \$84 million or 4.1 percent of the total cash reinvestment portfolio was out of compliance with Treasury's securities lending cash collateral investment guidelines due to various security ratings downgrades during the past two years. Included in these out of compliance securities are \$8.6 million or 0.4 percent of the total cash reinvestment portfolio that are in default. It is not known at this time what the recovery rate will be on this security. Approximately 89.2 percent of these out of compliance securities are part of the general account portion of the securities lending program and the other 10.8 percent is the State Lottery's portion of the securities lending program. The Commonwealth regularly evaluates these positions to determine the most beneficial course of action going forward.

Under authorization of the Board of Trustees, the Virginia Retirement System (the System) lends its fixed income and equity securities to various broker-dealers on a temporary basis. This program is administered through an agreement with the System's custodial agent bank. All security loan agreements are collateralized by cash, securities, or an irrevocable letter of credit issued by a major bank, and have a market value equal to at least 102 percent of the market value for domestic securities and 105 percent for international securities. Securities received as collateral cannot be pledged or sold by the System unless the borrower defaults. Contracts require the lending agents to indemnify the System if the borrowers fail to return the securities lent and related distributions, and if the collateral is inadequate to replace the securities lent. All securities

loans can be terminated on demand by either the System or the borrowers. The majority of loans are open loans, meaning the rebate is set daily. This results in a maturity of one or two days on average, although securities are often on loan for longer periods. The maturity of loans generally does not match the maturity of collateral investments, which averages 36 days. At year-end, the System has no credit risk exposure to borrowers because the amounts it owes the borrowers exceed the amounts the borrowers owe it. The market value of securities on loan at June 30, 2009, was \$2,536,121,000. The June 30, 2009, balance was composed of U.S. Government and agency securities of \$744,402,000, corporate and other bonds of \$209,435,000 and common and preferred stocks of \$1,582,284,000. The value of collateral (cash and non-cash) at June 30, 2009, was \$2,642,711,000.

Securities on loan are included with investments on the Statement of Net Assets. The invested cash collateral is included in the Statement of Net Assets as an asset and corresponding liability.

Derivative Financial Instruments

Derivative instruments are financial contracts whose values depend on the values of one or more underlying assets, reference rates or financial indexes. They include futures, forwards, options, and swap contracts. Some traditional securities, such as structured notes, can have derivative-like characteristics. In this case, the return may be linked to one or more indexes and asset-backed securities such as collateralized mortgage obligations (CMO), which are sensitive to changes in interest rates and prepayments. Futures, forwards, options, and swaps generally are not recorded on the financial statements, whereas structured notes and asset-backed investments generally are recorded.

The System is a party, both directly and indirectly, to various derivative financial investments that may or may not appear on the financial statements and that are used in the normal course of business to enhance returns on investments and manage risk exposure to changes in value resulting from fluctuations in market conditions. These investments may involve, to varying degrees, elements of credit and market risk in excess of amounts recognized on the financial statements. Credit risk is the possibility that loss may occur from the failure of a counterparty to perform according to the terms of the contract. Market risk arises from adverse changes in market prices, interest rates and foreign exchange rates that may result in a decrease in the market value of a financial investment or an increase in its funding cost, or both.

In addition to risk exposure from directly held derivative financial instruments, the System may have indirect exposure to risk through its ownership interests in commingled investment funds that use, hold, or write derivative financial instruments. Indirect exposure also may arise from stock lending programs in which the commingled funds participate. Such programs usually reinvest a portion of their cash collateral holdings in derivative instruments. The System's pro rata share of the contractual or notional amounts of outstanding derivative transactions in commingled investment funds and their related security lending programs approximated \$166,268,000 at June 30, 2009.

The University of Virginia (major component unit) from time to time may use, through its investments and through investments in pooled funds, a variety of derivative securities including futures, options, and forward foreign currency contracts. These financial instruments are used to modify market risk exposure. Futures contracts and options on futures contracts are traded on organized exchanges and require collateral or margin in the form of cash or marketable securities. The net change in the futures contract value, if any, is settled with a cash transaction on a daily basis. Holders of futures contracts look to the exchange for performance under the contract and not the entity holding the offsetting futures position. Accordingly, the amount of risk due to nonperformance of counterparties to the futures contracts is minimal. Foreign exchange contracts are used to protect the University's portfolio against fluctuations in the values of foreign currencies. The credit risk of forward currency contracts traded over-the-counter lies with the counterparty. Asset swap contracts are privately negotiated agreements between two participants to exchange the return stream derived from their assets to each other without exchanging underlying assets. The University uses asset swaps to gain exposure to certain market sectors in lieu of direct investment. The credit risk lies with the intermediary who arranges the asset swap. The University had no direct exposure to derivative instruments at June 30, 2009.

Forward, Futures, and Options Contracts

Forward contracts are contracts to purchase or sell, and futures contracts are contracts to deliver or receive financial instruments, foreign currencies or commodities at a specified future date and at a specified price or yield. Futures contracts are traded on organized exchanges (exchange-traded) and require initial margin (collateral) in the form of cash or marketable securities. The net change in the futures contract value is settled daily in cash with the exchanges. Holders of futures contracts look to the exchange for performance under the contract and not to the entity holding the offsetting futures position. Accordingly, the amount at risk posed by nonperformance of counterparties to futures contracts is minimal. In contrast, forward contracts traded over-the-counter are generally negotiated between two counterparties. They are subject to credit risks resulting from nonperformance of one of the counterparties and to market risks resulting from

adverse fluctuations in market prices, interest rates, and foreign exchange rates.

Options may be either exchange-traded or negotiated directly between two counterparties over-the-counter. Options grant the holder the right, but not the obligation, to purchase or sell a financial instrument at a specified price and within a specified period of time from the writer of the option. As a purchaser of options, the System typically pays a premium at the outset. This premium is reflected as an asset on the financial statements. The System then retains the right but not the obligation to exercise the option and purchase the underlying financial instrument. Should the option not be exercised, it expires worthless and the premium is recorded as a loss. A writer of options assumes the obligation to deliver or receive the underlying financial instrument on exercise of the option. Certain option contracts may involve cash settlements based on specified indexes such as stock indexes. As a writer of options, the System receives a premium at the outset. The premium is reflected as a liability on the financial statements, and the System bears the risk of an unfavorable change in the price of the financial instrument underlying the option.

Forward, futures, and options contracts provide the System with the opportunity to build passive benchmark positions, manage portfolio duration in relation to various benchmarks, adjust portfolio yield curve exposure, and gain market exposure to various indexes in a more efficient way and at lower transaction costs. Credit risks depend on whether the contracts are exchange-traded or are exercised over-the-counter. Market risks arise from adverse changes in market prices, interest rates, and foreign exchange rates. At June 30, 2009, the System had purchased S & P, Russell Index, treasury bonds and notes and global indices futures and options with a notional value of \$8,093,622,000 and sold treasury bonds and notes and global indices futures and options with a notional value of \$1,099,711,000. At June 30, 2009, the System had pledged as collateral U.S. Treasury and U.S. Government agency securities with a total market value of \$34,481,000 as the margin requirement for futures contracts.

In addition to unsettled purchases and sales, accounts receivable and accounts payable for security transactions at June 30, 2009, included receivables for deposits with brokers for securities sold short of \$698,757,000 and payables for securities sold short and not covered with market values of \$633,185,000.

Foreign Exchange Contracts

Foreign exchange contracts include forward, futures, and options contracts. They involve either the exchange of specific amounts of two currencies or the delivery of a fixed amount of a currency at a future date and specified exchange rate. Forward and futures contracts settle three or more business days from the contract date. Forward contracts are negotiated over-the-counter between two counterparties, while futures contracts are exchange-traded. Foreign currency options, which are either negotiated between two counterparties or are exchange-traded, grant the buyer the right, but not the obligation, to purchase or sell at a specified price, a stated amount of an underlying currency at a future date. At June 30, 2009, the System had sold foreign currency contracts with a notional value of \$6,048,778,000 and had purchased foreign currency contracts with a notional value of \$6,086,574,000.

Foreign exchange contracts are used by the System to effect settlements and to protect the base currency (\$US) value of portfolio assets denominated in foreign currencies against fluctuations in the exchange rates of those currencies. The credit risk of currency contracts that are exchange-traded lies with the clearinghouse of the exchange where the contracts are traded. The credit risk of currency contracts traded over-the-counter lies with the counterparty, and exposure is usually equal to the unrealized profit on in-the-money contracts. The market risk in foreign currency contracts is related to adverse movements in currency exchange rates.

Swap Agreements

Swaps are negotiated contracts between two counterparties for the exchange of payments at certain intervals over a predetermined timeframe. The payments are based on a notional principal amount and calculated using either fixed or floating interest rates or total returns from certain instruments or indices. During fiscal year 2009, the System entered into interest rate and total return swaps with a total notional value of \$1,318,821,000. Swaps are used to manage risk and enhance returns. To reduce the risk of counterparty nonperformance, the System generally requires collateral on any material gains from these transactions.

7. RECEIVABLES

The following schedule (dollars in thousands) details the accounts, loans, interest, taxes, prepaid tuition contributions, security transactions, and other receivables presented in the major funds, aggregated nonmajor funds by type, internal service funds, fiduciary funds, major component units, and aggregated nonmajor component units, as of June 30, 2009:

	Accounts Receivable	Loans / Mortgage Receivable	Interest Receivable	Taxes Receivable	Prepaid Tuition Contributions Receivable
Primary Government:					
General	\$ 727,149	\$ 217	\$ 477,642	\$ 1,763,513	\$ -
Major Special Revenue Funds:					
Commonwealth Transportation	137,231	29,263	-	155,276	-
Federal Trust	724,742	228	-	-	-
Literary	229,450	312,051	23,255	-	-
Nonmajor Governmental Funds	146,550	-	2,499	12	-
Major Enterprise Funds:					
State Lottery	53,104	-	-	-	-
Virginia College Savings Plan	5,244	-	3,610	-	284,886
Unemployment Compensation	94,900	-	-	-	-
Nonmajor Enterprise Funds	36,814	-	-	-	-
Internal Service Funds	29,508	-	-	-	-
Private Purpose	-	19	1,086	-	-
Pension and Other Employee Benefit Trust (1)	174,843	-	158,695	-	-
Investment Trust Fund	-	-	3,324	-	-
Agency Funds	84	-	-	219,926	-
Total Primary Government (2)	\$ 2,359,619	\$ 341,778	\$ 670,111	\$ 2,138,727	\$ 284,886
Discrete Component Units:					
Virginia Housing Development Authority (3)	\$ -	\$ 8,143,151	\$ 40,102	\$ -	\$ -
Virginia Public School Authority	-	-	62,820	-	-
University of Virginia	421,273	41,943	633	-	-
Virginia Polytechnic Institute and State University	61,479	32,347	1,129	-	-
Virginia Commonwealth University	323,585	29,320	181	-	-
Nonmajor Component Units	145,470	2,902,709	48,745	5,630	-
Total Component Units	\$ 951,807	\$ 11,149,470	\$ 153,610	\$ 5,630	\$ -

Note (1): Other Receivables of the Pension and Other Employee Benefit Trust Fund of \$791,892 (dollars in thousands) are made up of \$784,566 (dollars in thousands) in pending investment transactions, including the offsetting entries for \$797,844 (dollars in thousands) in the investment overlay and swaps, (\$23,075) (dollars in thousands) in variation margin on futures, and \$9,797 (dollars in thousands) in other investment receivable; as well as \$7,326 (dollars in thousands) in other receivables related to benefit plans.

Note (2): Fiduciary net receivables in the amount of \$3,130,538 (dollars in thousands) are not included in the Government-wide Statement of Net Assets.

Note (3): VHDA reports \$8,108,786 (dollars in thousands) is Restricted Loans Receivable, \$38,647 (dollars in thousands) is Restricted Interest Receivable, and \$6,857 (dollars in thousands) is Restricted Other Receivables.

Security Transactions	Other Receivables	Allowance for Doubtful Accounts	Net Accounts Receivable	Amounts to be Collected Greater than One Year
\$ -	\$ -	\$ (1,939,796)	\$ 1,028,725	\$ 6,917
-	-	(28,448)	293,322	29,295
-	-	(9,138)	715,832	258
-	-	(225,662)	339,094	286,248
-	-	(83,890)	65,171	1,063
-	-	-	53,104	-
-	-	-	293,740	218,819
-	-	(23,976)	70,924	-
-	-	(2,444)	34,370	-
-	-	(261)	29,247	-
-	-	-	1,105	-
1,851,800	791,892	-	2,977,230	-
-	-	-	3,324	-
-	-	(71,131)	148,879	125
<u>\$ 1,851,800</u>	<u>\$ 791,892</u>	<u>\$ (2,384,746)</u>	<u>\$ 6,054,067</u>	<u>\$ 542,725</u>
\$ -	\$ 18,481	\$ -	\$ 8,201,734	\$ 7,989,859
-	-	-	62,820	62,820
-	26,185	(277,040)	212,994	47,412
-	44	(2,861)	92,138	39,203
-	80,180	(134,181)	299,085	23,697
-	78,597	(13,428)	3,167,723	2,807,634
<u>\$ -</u>	<u>\$ 203,487</u>	<u>\$ (427,510)</u>	<u>\$ 12,036,494</u>	<u>\$ 10,970,625</u>

8. CONTRIBUTIONS RECEIVABLE, NET

The following schedule details the contributions receivable for foundations⁽¹⁾ included with the major component units, and aggregated nonmajor component units, as of June 30, 2009:

(Dollars in Thousands)

	Due in Less Than One Year	Due Between One and Five Years	Due in More Than Five Years	Subtotal	Present Value Discount (2)	Allowance for Doubtful Accounts	Contributions Receivable, Net
Discrete Component Units:							
University of Virginia	\$ 30,673	\$ 60,997	\$ 6,554	\$ 98,224	\$ (8,585)	\$ (8,895)	\$ 80,744
Virginia Polytechnic Institute & State University	27,889	38,367	6,143	72,399	(2,691)	(1,961)	67,747
Virginia Commonwealth University	13,033	17,958	842	31,833	(2,920)	(519)	28,394
Nonmajor Component Units	38,940	74,187	37,535	150,662	(14,516)	(4,868)	131,278
Total Component Units	<u>\$ 110,535</u>	<u>\$ 191,509</u>	<u>\$ 51,074</u>	<u>\$ 353,118</u>	<u>\$ (28,712)</u>	<u>\$ (16,243)</u>	<u>\$ 308,163</u>

Note (1): Foundations represent FASB reporting entities defined in Note 1.B.

Note (2): The discount rate used to determine present value ranges from 0.98 percent to 8.00 percent.

9. INTERFUND AND INTER-ENTITY ASSETS/LIABILITIES

Due from/to Other Funds

Due from Other Funds are amounts to be received from one fund by another fund for goods sold or services rendered. Due to Other Funds are amounts owed by one fund to another fund for goods purchased or services obtained.

Included in the category Due from Other Funds are "Due from Other Funds," "Due from Internal Parties (governmental funds and business-type activities)," and "Due from External Parties (fiduciary funds)." Included in the category Due to Other Funds are "Due to Other Funds," "Due to Internal Parties (governmental funds and business-type activities)," and "Due to External Parties (fiduciary funds)." The following schedule shows the Due from/to Other Funds as of June 30, 2009.

Schedule of Due from/to Other Funds

June 30, 2009

(Dollars in Thousands)

Due From	Amount	Due To	Amount
Primary Government		Primary Government	
General Fund	\$ 16,191	Major Enterprise Funds:	
		State Lottery	\$ 8,897
		Unemployment Compensation	274
		Nonmajor Enterprise Funds	6,656
		Internal Service Funds	364
Major Special Revenue Funds:			
Commonwealth Transportation	278	Internal Service Funds	278
Federal Trust	31	Major Enterprise Funds:	
		Unemployment Compensation	31
Nonmajor Governmental Funds	7,909	Major Special Revenue Funds:	
		Commonwealth Transportation	7,325
		Major Enterprise Funds:	
		Unemployment Compensation	202
		Nonmajor Enterprise Funds	382
Major Enterprise Funds:			
Unemployment Compensation	980	General Fund	539
		Major Special Revenue Funds:	
		Commonwealth Transportation	115
		Federal Trust	101
		Nonmajor Governmental Funds	174
		Nonmajor Enterprise Funds	26
		Internal Service Funds	25
Nonmajor Enterprise Funds	1,510	General Fund	709
		Major Special Revenue Funds:	
		Commonwealth Transportation	482
		Federal Trust	119
		Nonmajor Governmental Funds	129
		Nonmajor Enterprise Funds	21
		Internal Service Funds	50
Internal Service Funds	40,369	General Fund	18,320
		Major Special Revenue Funds:	
		Commonwealth Transportation	4,716
		Federal Trust	8,996
		Nonmajor Governmental Funds	6,462
		Major Enterprise Funds:	
		State Lottery	115
		Virginia College Savings Plan	26
		Nonmajor Enterprise Funds	1,430
		Internal Service Funds	304
Total Primary Government	<u>\$ 67,268</u>	Total Primary Government	<u>\$ 67,268</u>

Schedule of Due from/to Internal/External Parties
June 30, 2009

(Dollars in Thousands)

Due From	Amount	Due To	Amount
Primary Government		Primary Government	
General Fund	\$ 27	Investment Trust	\$ 27
Nonmajor Governmental Funds	158	Agency	158
Agency	116	Nonmajor Governmental Funds	116
Total Primary Government	<u>\$ 301</u>	Total Primary Government	<u>\$ 301</u>

Interfund Receivables/Payables

Interfund Receivables/Payables are loans made by one fund to another.

The following schedule shows the Interfund Receivables/Payables for the primary government as of June 30, 2009. There were no Interfund Receivables/Payables for the component units as of June 30, 2009.

Interfund Receivables/Payables
June 30, 2009

(Dollars in Thousands)

Receivable From:	Amount	Payable To:	Amount
Primary Government		Primary Government	
Nonmajor Governmental Funds	\$ 43,478	Major Special Revenue Funds:	
		Federal Trust	\$ 4,197
		Nonmajor Enterprise Funds	28,537
		Internal Service	10,744
Total	<u>\$ 43,478</u>	Total	<u>\$ 43,478</u>

Due from/to Primary Government and Component Units

Included in this category is activity between the Commonwealth and its component units, as well as activity between component units.

The following due from primary government amounts represent General Fund appropriation available amounts that are due from the General Fund: University of Virginia (major component unit) - \$6.4 million, Virginia Polytechnic Institute and State University (major component unit) - \$1.5 million, Virginia Commonwealth University (major component unit) - \$1.7 million, nonmajor component units - \$22.5 million. The General Fund reports \$2.4 million of the due to component units in the governmental funds and the entire amount of \$32.1 million is reported in the government-wide financial statements.

The following due from primary government amounts represent amounts due from the General Fund related to interest/rebate allocations: University of Virginia (major component unit) - \$0.1 million, Virginia Polytechnic Institute and State University (major component unit) - \$0.1 million, Virginia Commonwealth University (major component unit) - \$1.0 million, nonmajor component units - \$7.3 million.

A \$13.3 million due from primary government amount represents an amount due from a nonmajor governmental fund related to the Department of Treasury's reimbursement programs primarily to nonmajor component units.

A \$2.6 million due from primary government amount represents an amount due from a nonmajor governmental fund related to the pledging of monies towards an acquisition for the Virginia Museum of Fine Arts Foundation (nonmajor component unit). The entire nonmajor governmental amount is reported in the government-wide financial statements.

A \$0.3 million due from component unit represents monies owed for administrative expenses from the Science Museum of Virginia Foundation (nonmajor component unit) to a nonmajor governmental fund. The

entire nonmajor governmental amount is reported in the government-wide financial statements.

The following due from component units amounts represent amounts due from the Virginia College Building Authority (nonmajor component unit) related to the Department of Treasury's reimbursement programs: University of Virginia (major component unit) - \$10.6 million, Virginia Polytechnic Institute and State University (major component unit) - \$12.3 million, Virginia Commonwealth University (major component unit) - \$9.9 million, and nonmajor component units - \$55.3 million. There is an additional due to component units of \$0.5 million from the University of Virginia (major component unit) to the Virginia College Building Authority (nonmajor component unit) and a \$0.2 million due to component units from the Virginia Economic Development Partnership (nonmajor component unit) to the Virginia National Defense Industrial Authority (nonmajor component unit).

Loans Receivable/Payable Between Primary Government and Component Units

The Virginia Commonwealth University (major component unit) loan of \$1.4 million, the College of William and Mary (nonmajor component unit) loan of \$0.8 million, and the Virginia College Building Authority (nonmajor component unit) loan of \$7.9 million were used to fund programs until bonds were issued. The Virginia Community College System (nonmajor component unit) loan of \$1.1 million and the George Mason University (nonmajor component unit) loan of \$12.6 million were primarily used to advance fund federally-funded grant programs.

The \$172.2 million in loans receivable from primary government represents loans from the Virginia Public School Authority (VPSA) to the Literary Fund. The VPSA makes grants to local school divisions to finance the purchase of educational technology equipment. The VPSA makes these grants using the proceeds of notes issued for that purpose which will be repaid from appropriations to be made by the Virginia General Assembly from the Literary Fund.

10. OTHER ASSETS

The following table summarizes Other Assets as of June 30, 2009:

(Dollars in Thousands)

	Cash and Travel Advances	Unamortized Bond Issuance Expense	Other Assets	Total Other Assets
Primary Government:				
General	\$ 981	\$ -	\$ -	\$ 981
Major Special Revenue Funds:				
Commonwealth Transportation	514	-	-	514
Federal Trust	1,293	-	-	1,293
Nonmajor Governmental Funds	836	-	118	954
Major Enterprise Funds:				
State Lottery	1	-	-	1
Nonmajor Enterprise Funds	161	-	-	161
Internal Service Funds (1)	104	-	9,497	9,601
Total Primary Government	<u>\$ 3,890</u>	<u>\$ -</u>	<u>\$ 9,615</u>	<u>\$ 13,505</u>
Discrete Component Units:				
Virginia Housing Development Authority	\$ -	\$ 7,914	\$ 36,765	\$ 44,679
University of Virginia	1,507	520	19,252	21,279
Virginia Polytechnic Institute and State University	-	1,212	6,151	7,363
Virginia Commonwealth University	383	3,968	13,524	17,875
Nonmajor Component Units	5,243	51,024	20,704	76,971
Total Component Units	<u>\$ 7,133</u>	<u>\$ 64,638</u>	<u>\$ 96,396</u>	<u>\$ 168,167</u>

Note (1): The \$9,497 (dollars in thousands) shown above represents a Virginia Information Technologies Agency interfund asset due from various governmental funds that will not be received within 60 days. This amount is reclassified to an internal balance on the Government-wide Statement of Net Assets.

11. RESTRICTED ASSETS

Restricted assets represent monies or other resources that must be used for specific legal or contractual requirements. The Commonwealth Transportation Fund (major special revenue) and Debt Service and Capital Projects (nonmajor governmental funds) reported \$525.7 million in restricted assets related to bond agreements. The Virginia Housing Development Authority (major component unit) reported restricted assets totaling \$1.1 billion. The Virginia Public School Authority (major component unit) reported restricted assets of \$94.4 million. Both major component unit's assets are restricted for debt service under a bond indenture agreement or other agreements. The Virginia Port Authority (nonmajor component unit) reported restricted assets of \$122.0 million. Of this amount, \$43.1 million are assets placed in an escrow account for construction projects, \$39.2 million for debt service

under a bond indenture agreement, \$3.6 million for securities lending transactions, \$26.5 million reserved as part of the Port Facility Revenue Bond requirement, \$2.5 million for current expenses, and \$7.1 million for other restrictions. The Virginia Resources Authority (nonmajor component unit) reported restricted assets of \$824.9 million. Of this amount, \$818.0 million is restricted for loans to local governments, bond indentures, or federal and state regulations for various revolving funds, and \$6.9 million is restricted for the Operating Reserve Fund for the Virginia Pooled Financing Program. Hampton Roads Sanitation District Commission (nonmajor component unit) reported restricted assets of \$32.4 million. Of this amount, \$7.5 million is for debt service and \$24.9 million is revenue bond construction funds. The Tobacco Indemnification and Community Revitalization Commission (nonmajor component unit) reported restricted assets of \$352.5

million to be used for financial aid to tobacco growers and to foster community economic growth.

The higher education institutions (component units) reported restricted assets totaling approximately \$3.7 billion primarily for endowment and other contractual obligations. Included in this amount is approximately \$2.7 billion of foundations' restricted assets. The two museum foundations, the Virginia Museum of Fine Arts Foundation (nonmajor component unit) and the Science Museum of Virginia Foundation (nonmajor component unit) had restricted assets of \$167.9 million and \$12.6 million, respectively, primarily for donor-imposed restricted endowments.

The remaining \$20.3 million is spread among the Virginia Outdoors Foundation (nonmajor component unit), the Virginia Horse Center Foundation (nonmajor component unit), the Virginia Small Business Financing Authority (nonmajor component unit), the Virginia Arts Foundation (nonmajor component unit), the Fort Monroe Federal Area Development Authority (nonmajor component unit), the Library of Virginia Foundation (nonmajor component unit) and the Danville Science Center (nonmajor component unit).

12. CAPITAL ASSETS

The following schedule presents the changes in the Capital Assets:

Schedule of Changes in Capital Assets Governmental Activities

(Dollars in Thousands)

	Balance July 1, as restated	Increases	Decreases	Balance June 30
Nondepreciable Capital Assets:				
Land	\$ 1,944,505	\$ 160,008	\$ (37,091)	\$ 2,067,422
Construction in Progress	3,270,214	1,542,880	(1,549,032)	3,264,062
Total Nondepreciable Capital Assets	5,214,719	1,702,888	(1,586,123)	5,331,484
Depreciable Capital Assets:				
Buildings	2,799,539	206,544	(8,259)	2,997,824
Equipment	922,545	53,581	(22,104)	954,022
Infrastructure	20,452,213	1,488,077	(136,979)	21,803,311
Total Capital Assets being Depreciated	24,174,297	1,748,202	(167,342)	25,755,157
Less Accumulated Depreciation for:				
Buildings	913,448	69,064	(4,401)	978,111
Equipment	457,041	59,699	(15,130)	501,610
Infrastructure	9,402,700	540,144	(27,495)	9,915,349
Total Accumulated Depreciation	10,773,189	668,907	(47,026)	11,395,070
Total Depreciable Capital Assets, Net	13,401,108	1,079,295	(120,316)	14,360,087
Total Capital Assets, Net	\$ 18,615,827	\$ 2,782,183	\$ (1,706,439)	\$ 19,691,571

Note: Beginning balances have been restated by \$21,338 (dollars in thousands) due to prior year errors, as discussed in Note 2. Additionally, there have been reclassifications in the beginning balances of certain line items above.

Depreciation Expense Charged to Functions of the Primary Government

June 30, 2009

(Dollars in Thousands)

Governmental Activities:	
General Government	\$ 23,493
Education	10,605
Transportation	558,997
Resources and Economic Development	8,710
Individual and Family Services	14,117
Administration of Justice	38,087
Capital Assets held by the Internal Service	
Funds are charged to various functions	14,898
Total	\$ 668,907

Schedule of Changes in Capital Assets

Business-type Activities

(Dollars in Thousands)

	Balance July 1	Increases	Decreases	Balance June 30
Nondepreciable Capital Assets:				
Land	\$ 1,977	\$ -	\$ -	\$ 1,977
Construction in Progress	252	84	-	336
Total Nondepreciable Capital Assets	2,229	84	-	2,313
Depreciable Capital Assets:				
Buildings	18,320	-	-	18,320
Equipment	90,659	4,104	(266)	94,497
Infrastructure	1	-	-	1
Total Capital Assets being Depreciated	108,980	4,104	(266)	112,818
Less Accumulated Depreciation for:				
Buildings	10,584	546	-	11,130
Equipment	69,951	8,535	(226)	78,260
Infrastructure	1	-	-	1
Total Accumulated Depreciation	80,536	9,081	(226)	89,391
Total Depreciable Capital Assets, Net	28,444	(4,977)	(40)	23,427
Total Capital Assets, Net	\$ 30,673	\$ (4,893)	\$ (40)	\$ 25,740

Schedule of Changes in Capital Assets
Component Units

(Dollars in Thousands)

	Balance July 1 as restated	Increases	Decreases	Subtotal June 30	Foundations (1)	Total June 30
Nondepreciable Capital Assets:						
Land	\$ 435,412	\$ 26,486	\$ (2,229)	\$ 459,669	\$ 231,096	\$ 690,765
Construction in Progress (2)	1,697,882	1,636,299	(1,520,200)	1,813,981	60,863	1,874,844
Inexhaustible Works of Art / Historical Treasures	72,800	1,096	-	73,896	16,503	90,399
Livestock	578	58	-	636	2,063	2,699
Total Nondepreciable Capital Assets	2,206,672	1,663,939	(1,522,429)	2,348,182	310,525	2,658,707
Depreciable Capital Assets:						
Buildings (2)	7,511,859	1,365,672	(97,616)	8,779,915	841,379	9,621,294
Infrastructure (2)	1,928,860	161,326	(698)	2,089,488	2,019	2,091,507
Equipment (2)	2,448,353	287,550	(95,294)	2,640,609	110,718	2,751,327
Improvements Other Than Buildings (2)	356,312	19,087	(8,330)	367,069	51,231	418,300
Library Books	666,501	36,818	(7,878)	695,441	-	695,441
Total Capital Assets being Depreciated	12,911,885	1,870,453	(209,816)	14,572,522	1,005,347	15,577,869
Less Accumulated Depreciation for:						
Buildings (2)	2,518,529	248,952	(11,168)	2,756,313	163,025	2,919,338
Infrastructure (2)	974,218	64,342	(961)	1,037,599	1,371	1,038,970
Equipment (2)	1,474,274	216,582	(87,741)	1,603,115	74,531	1,677,646
Improvements Other Than Buildings (2)	186,386	15,859	(607)	201,638	19,792	221,430
Library Books	538,987	32,542	(8,477)	563,052	-	563,052
Total Accumulated Depreciation	5,692,394	578,277	(108,954)	6,161,717	258,719	6,420,436
Total Depreciable Capital Assets, Net	7,219,491	1,292,176	(100,862)	8,410,805	746,628	9,157,433
Total Capital Assets, Net	\$ 9,426,163	\$ 2,956,115	\$ (1,623,291)	\$ 10,758,987	\$ 1,057,153	\$ 11,816,140

Note (1): Foundations represent FASB reporting entities defined in Note 1.B.

Note (2): Beginning balances have been restated for a change in reporting entity for the Virginia Commercial Space Flight Authority (nonmajor component unit) and for the correction of prior year errors for the College of William and Mary (nonmajor component unit). Additionally, there have been reclassifications in the beginning balances of certain line items above.

13. RETIREMENT AND PENSION SYSTEMS

A separately issued financial report that includes financial statements and required supplemental information for each of the individual plans discussed below is publicly available. Copies may be obtained by writing to Virginia Retirement System, P. O. Box 2500, Richmond, Virginia 23218-2500.

A. Administration

The Virginia Retirement System (the System) is an independent agency of the Commonwealth that administers defined benefit pension plans, other employee benefit plans and other funds for Commonwealth employees, teachers, political subdivision employees, and other qualifying employees. The Board of Trustees is responsible for the general administration and operation of the plans. The Board consists of five members appointed by the Governor and four members appointed by the Joint Rules Committee, all subject to confirmation by the General Assembly. The Board of Trustees appoints a director to serve as the chief administrative officer of the System and a chief investment officer to direct, manage and administer the investment of the System's funds. The Board of Trustees has appointed Mellon Trust as the custodian of designated assets of the System.

The System administers four defined benefit pension plans: the Virginia Retirement System (VRS); State Police Officers' Retirement System (SPORS); Virginia Law Officers' Retirement System (VaLORS); and the Judicial Retirement System (JRS). In addition to the pension plans, the System administers three Other Employee Benefit Plans: Group Life Insurance Fund; Retiree Health Insurance Credit Fund; and the Virginia Sickness and Disability Program (VSDP).

B. Summary of Significant Accounting Policies (Virginia Retirement System)

Basis of Accounting

The financial statements of the pension and other employee benefit trust funds are prepared using the flow of economic resources measurement focus and the accrual basis of accounting. Employee and employer contributions are recognized when due, pursuant to formal commitments, as well as statutory or contractual requirements. Investment income is recognized as earned by the plans. Benefits and refunds are recognized when due and payable in accordance with the terms of the plans.

Method Used to Value Investments

Investments are reported at fair value as determined by the System's master custodian, Mellon Trust, from its Global Pricing System. This pricing system assigns a price source, based on asset type and the vendor pricing products to which

the master custodian subscribes, for every security held immediately following its acquisition. Prices supplied by these sources are monitored on a daily basis by the master custodian.

When a pricing source is unable to provide a price, quotes are sought from major investment brokers and market-making dealers; or internal calculations are applied if feasible. As a last resort, the master custodian will contact investment managers for a price. The master custodian prices commingled funds, partnerships, and real estate assets from statements received from the funds, partnerships, or investment managers.

The pricing sources utilized by the master custodian provide daily prices for equity securities, corporate, government and mortgage-backed fixed income securities, private placement securities, futures and options on futures, open-ended funds, and foreign exchange rates. Depending on the vendor, collateralized mortgage obligations (CMOs), adjustable rate mortgages (ARMs) and asset-backed securities are priced either daily, weekly or twice a month and at month-end. Municipal fixed income securities and options on Treasury/Government National Mortgage Association securities are priced at month-end.

The System's investment guidelines for each specific portfolio limits investments in any corporate entity to no more than 5.0 percent of the market value of the account for both the internally and externally managed portfolios. There is no concentration of investments in any one organization that represents 5.0 percent or more of plan net assets available for benefits.

C. Plan Description

Retirement Plans

The Virginia Retirement System is a qualified governmental retirement plan that provides defined benefit coverage for state employees, public school board employees, employees of participating political subdivisions and other qualifying employees. VRS is a mixed-agent and cost-sharing, multiple-employer retirement plan. The plan's accumulated assets may legally be used to pay all plan benefits provided to any of the plan members or beneficiaries. Contributions for fiscal year 2009, were \$2.0 billion with a reserve balance available for benefits of \$39.9 billion. At June 30, 2009, the VRS had 821 contributing employers.

Single-employer Retirement Plans

The Commonwealth administers the following single-employer retirement plans:

- State Police Officers' Retirement System (SPORS)
- Virginia Law Officers' Retirement System (VaLORS)
- Judicial Retirement System (JRS)

All full-time, salaried permanent employees of VRS participating employers are automatically covered under VRS, SPORS, VaLORS or JRS with the following exceptions: (1) certain full-time faculty and administrative staff of public colleges and universities; and (2) eligible classified employees of the two state teaching hospitals. These employees have the option to elect not to participate in the Virginia Retirement System. Benefit provisions and all other requirements are established by Title 51.1 of the *Code of Virginia*, as amended.

Benefits vest for all plans after five years of service. Vested VRS members are eligible for an unreduced retirement benefit at age 65 with at least five years of service credit or age 50 with at least 30 years of service credit as elected by the employer. Vested SPORS and VaLORS members are eligible for an unreduced benefit at age 50 with at least five years of hazardous duty service credit or age 50 with at least 25 years of total service credit.

Annual retirement benefits are payable monthly for life in an amount equal to 1.7 percent of eligible members' average final compensation (AFC) for each year of service credit. AFC is the average of the member's 36 consecutive months of highest creditable compensation. The benefit for members of SPORS is calculated using a 1.85 percent multiplier. Members of SPORS also are eligible for a hazardous duty supplement, paid monthly, until they reach full Social Security retirement age.

Members of VaLORS hired before July 1, 2001, were allowed to make a one-time election to increase the multiplier from 1.7 to 2.0 percent instead of receiving a monthly hazardous duty supplement. VaLORS members who elected to retain the 1.7 percent multiplier are eligible for the supplement until age 65. Members of VaLORS hired after June 20, 2001, have their benefit computed using the 2.0 percent multiplier and are not eligible for the supplement.

Members of JRS receive weighted years of service credit for each year of actual service under JRS. VRS, SPORS, VaLORS, and JRS also provide death and disability benefits. Cost-of-living increases, based on changes in the Consumer Price Index and limited to 5.0 percent per year, are granted in the second year of retirement and in every year thereafter.

Benefits for all vested members are actuarially reduced if they retire before becoming eligible for an unreduced retirement benefit, provided they meet age requirements for a reduced retirement benefit.

As required by Title 51.1 of the *Code of Virginia*, as amended, members contribute 5.0 percent of their annual compensation to the defined benefits plans. Employers may assume the 5.0 percent member contribution. If a member leaves covered employment, the accumulated contributions plus earned interest may be refunded to the member. Each participating employer is required by state statute to contribute the remaining amounts necessary to fund the retirement plans using the entry age normal actuarial cost method adopted by the board of trustees. Contributions for fiscal year 2009, were \$25.3 million, \$69.1 million, \$24.1 million and reserved balances available for benefits of \$484.1 million, \$690.6 million, and \$283.9 million for SPORS, VaLORS and JRS, respectively. State statute may be amended only by the General Assembly.

D. Funding Policy

The funding policy of the retirement plans provides for periodic employer contributions at actuarially determined rates, which will remain relatively level over time as a percentage of payroll and will accumulate sufficient assets to meet the cost of all basic benefits when due. Contribution rates are developed using the entry age normal cost method for both normal cost and amortization of the unfunded actuarial accrued liability. Gains and losses are reflected in the unfunded actuarial accrued liability that is being amortized as a level percentage of payroll within 30 years or less.

The System's former actuary, Wachovia Retirement Services, computed the amount of contributions to be provided by state agency employers, state police and other Virginia law employers. The contribution rates for fiscal year 2009 were based on the actuary's valuation as of June 30, 2007. Employer contributions by the Commonwealth to VRS, SPORS, VaLORS, and JRS were 6.23 percent, 20.05 percent, 14.23 percent, and 34.51 percent, respectively, of covered payrolls.

In addition to determining contribution requirements, the actuarial computations present an estimate of the discounted present value of the prospective accrued liability contributions that employers will have to pay in the future so that such contributions, together with the assets on hand, the normal contributions to be made in the future by employers and members and the income earned by investing funds, will be sufficient to provide all benefits to be paid to present members in the future as well as the annuitants and their designated beneficiaries.

E. Annual Pension Cost and Net Pension Obligation

The following table (dollars in thousands) shows the Commonwealth's annual pension cost and net pension obligation to the VRS, SPORS, JRS, and VaLORS for the current and prior years.

	VRS			SPORS		
	2009	2008	2007	2009	2008	2007
Annual required contribution	\$ 355,608	\$ 316,649	\$ 294,388	\$ 31,894	\$ 29,718	\$ 25,488
Interest on net pension obligation	62,199	54,933	47,378	7,227	6,587	5,915
Adjustment to annual required contribution	(65,798)	(56,436)	(48,915)	(7,653)	(6,777)	(6,085)
Annual pension cost	352,009	315,146	292,851	31,468	29,528	25,318
Contributions made	(225,079)	(218,256)	(192,360)	(20,175)	(20,990)	(16,358)
Increase in net pension obligation	126,930	96,890	100,491	11,293	8,538	8,960
Net pension obligation, beginning of year	829,256	732,366	631,875	96,369	87,831	78,871
Net pension obligation, end of year	<u>\$ 956,186</u>	<u>\$ 829,256</u>	<u>\$ 732,366</u>	<u>\$ 107,662</u>	<u>\$ 96,369</u>	<u>\$ 87,831</u>
Percentage of annual pension cost contributed	63.9%	69.3%	65.7%	64.1%	71.1%	64.6%

	JRS			VaLORS		
	2009	2008	2007	2009	2008	2007
Annual required contribution	\$ 28,427	\$ 28,284	\$ 26,768	\$ 80,509	\$ 79,420	\$ 72,460
Interest on net pension obligation	4,985	4,553	4,094	19,313	17,589	15,814
Adjustment to annual required contribution	(5,279)	(4,684)	(4,211)	(20,450)	(18,096)	(16,270)
Annual pension cost	28,133	28,153	26,651	79,372	78,913	72,004
Contributions made	(21,000)	(22,387)	(20,530)	(50,932)	(55,929)	(48,338)
Increase in net pension obligation	7,133	5,766	6,121	28,440	22,984	23,666
Net pension obligation, beginning of year	66,472	60,706	54,585	257,506	234,522	210,856
Net pension obligation, end of year	<u>\$ 73,605</u>	<u>\$ 66,472</u>	<u>\$ 60,706</u>	<u>\$ 285,946</u>	<u>\$ 257,506</u>	<u>\$ 234,522</u>
Percentage of annual pension cost contributed	74.6%	79.5%	77.0%	64.2%	70.9%	67.1%

The amounts in the previous table include governmental and component unit activity for which the Commonwealth is considered the employer. It does not include the VRS liability for the Virginia Economic Development Partnership (component unit), the Virginia Tourism Authority (component unit), and the Virginia National Defense Industrial Authority (component unit) of \$1.9 million, \$977,972, and \$71,027, respectively. The table also excludes the non-VRS pension liability of \$73.0 million for all other component units and includes the fiduciary pension liability of \$5.5 million.

The contribution rates were determined during the actuarial valuation conducted as of June 30, 2007. These valuations were prepared using the entry

age normal cost method. The actuarial assumptions included (a) 7.5 percent investment rate of return, per year compounded annually; (b) projected salary increases ranging from 3.5 percent to 5.6 percent, including a 2.5 percent inflation component; and (c) 2.5 percent per year COLA. Valuation techniques were applied to smooth the effects of short-term volatility in the market value of investments over a five-year period. The unfunded actuarial accrued liability is being amortized as a level percentage of projected payroll. The remaining closed amortization period at June 30, 2009, was 20 years. The projection of benefits for financial reporting purposes does not explicitly incorporate the potential effects of legal or contractual funding limitations.

F. Funded Status and Funding Progress

The funded status of the plan as of June 30, 2009, was as follows:

(Dollars in Millions)

Actuarial Valuation Date June 30	Actuarial Value of Assets [a]	Actuarial Accrued Liability (AAL) Entry Age [b]	Unfunded AAL (UAAL) [b-a]	Funded Ratio [a/b]	Covered Payroll [c]	UAAL as a Percentage of Covered Payroll [b-a]/[c]
Virginia Retirement System (VRS)						
2008	\$ 52,548	\$ 62,554	\$ 10,006	84.0%	\$ 14,559	68.7%
State Police Officers' Retirement System (SPORS)						
2008	\$ 646	\$ 844	\$ 198	76.5%	\$ 103	192.2%
Virginia Law Officers' Retirement System (VaLORS)						
2008	\$ 873	\$ 1,281	\$ 408	68.1%	\$ 368	110.9%
Judicial Retirement System (JRS)						
2008	\$ 374	\$ 495	\$ 121	75.6%	\$ 61	198.4%

Actuarial valuations of ongoing plans involve estimates of the value of reported amounts and assumptions about the probability of occurrence of events far into the future. Amounts determined regarding the funded status of the plans and the annual contributions of the employer are subject to continual revision as actual results are compared with past expectations and new estimates are made about the future. The schedule of funding progress presented as required supplementary information following the notes to the financial statements presents multi-year trend information that shows whether the actuarial value of plan assets is increasing or decreasing over time relative to the actuarial accrued liabilities for benefits.

G. Defined Contribution Plan for Political Appointees

Officers appointed by the Governor, officers elected by popular vote or the General Assembly, and executive branch chief deputies and confidential assistants may participate in the deferred contribution plan for Political Appointees, rather than the VRS. This optional retirement plan is authorized by the *Code of Virginia* and offered through the ING Institutional Plan Services (ING). This is a defined contribution plan where the retirement benefits are based upon the Commonwealth's (6.23 percent) and the employee's (5.0 percent) contributions, plus interest and dividends. The Commonwealth pays the required employee contributions. During the year ended June 30, 2009, the total contributions to this plan were \$752,634.

The summary of significant accounting policies for the plan is in accordance with those discussed in Note 13. B.

H. Defined Contribution Plan for Public School Superintendents

The Public School Superintendent Plan is a defined contribution pension plan that provides optional postemployment benefits for school superintendents. This plan is authorized by the *Code of Virginia*. The Board of Trustees of the System manages the investments of the fund as custodian. School boards may elect to offer this plan as an option to the standard VRS plan that is available for school board members. Contributions are provided by the school board for credit to the member. At June 30, 2009, there was one participant in this plan. Total contributions to the plan for fiscal year 2009 were \$21,000.

I. Virginia Supplemental Retirement Plan

The Virginia Supplemental Retirement Plan is a defined contribution pension plan established by the Department of Education to provide an optional postemployment benefit plan for turnaround specialists in the public school system. This plan is utilized as an incentive to attract highly skilled

teachers for participating public schools pursuant to the *Code of Virginia* by Title 51.1-617. The Board of Trustees of the System manages the investments of the fund as custodian. School boards may elect to offer this plan as an option to the standard VRS plan that is available for school board members. Contributions are provided by the school boards for credit to the members. At June 30, 2009, there were two participants in this plan. Total contributions to the plan for fiscal year 2009 were \$20,127.

J. Higher Education Fund (Component Unit)

The Commonwealth's colleges and universities participate in the VRS, a mixed-agent and cost-sharing multiple-employer retirement plan. The System issues a separate stand-alone report that is publicly available as previously discussed.

In addition, full-time faculty and certain administrative staff of the Commonwealth's colleges and universities may participate in an optional retirement annuity program, rather than the VRS. Optional retirement plans are authorized by the *Code of Virginia* and provide retirement and death benefits. The optional retirement annuity programs are offered through Teachers Insurance and Annuity Association – College Retirement Equities Fund (TIAA-CREF) Insurance Companies, Variable Annuity Life Insurance Company (VALIC), Fidelity Investments, Inc., Vanguard, and others. Overall, these are defined contribution programs where the retirement benefits received are based upon the Commonwealth's (5.4 percent) and employees' (5.0 percent) contributions, plus interest and dividends. The Commonwealth pays the required employee contributions. During the year ended June 30, 2009, the total contributions to these plans were:

TIAA-CREF	\$	93,163,824
VALIC		2,869,250
Fidelity Investments		52,769,531
Vanguard		4,605,164
Others		1,035,883
Total	\$	<u>154,443,652</u>

The Virginia Commonwealth University Health System Authority (Authority) (a blended component unit of the Virginia Commonwealth University – major) contributes to the VRS. The System issues a separate stand-alone report that is publicly available as previously discussed. Effective July 1, 1997, the Authority established the Virginia Commonwealth University Health System Authority Defined Contribution Plan (the plan). All employees, excluding house staff, working at least 20 hours per week in a benefit eligible position are eligible to participate in the plan. Per the plan document as approved by the Authority's Board of Directors, the Authority contributes up to ten percent of the

participant's salary to the plan not to exceed the lesser of (a) the amount in accordance with Internal Revenue Code 415(d), or (b) 100 percent of the participant's compensation for such limitation year. Total contributions for the year ended June 30, 2009, were approximately \$13,405,000. The Authority has the right at anytime, and without the consent of any party, to terminate the plan in its entirety. The Authority's Board of Directors must approve any changes to the provisions of the plan, including the contribution requirements, in writing. The Authority has also established the Virginia Commonwealth University Health System Authority Health Care Providers Defined Contribution Plan (the HCP plan). All persons hired as a health care provider on or after July 1, 1993, and prior to July 1, 1997, and working at least 35 hours of service per week were eligible to participate in the HCP plan. At June 30, 2009, there were five actively employed participants in the HCP plan. Total contributions to the HCP plan for the year ended June 30, 2009, were approximately \$35,000.

Previously, the MCV Associated Physicians (MCVAP) (a component unit of the Authority) sponsored the MCVAP 403(b) Retirement Fund (the 403(b) Plan), a defined contribution plan which covered substantially all non-medical employees of MCVAP. As of January 1, 2002, no additional contributions were made to this plan.

MCVAP also sponsors the VCUHS 401(a) Retirement Plan a defined contribution plan which covers all non-medical employees of MCVAP and the VCUHS 457(b) Retirement Plan, a salary reduction plan that represents employee contributions. These plans became effective on January 1, 2002, and replaced the MCVAP 403 (b) plan for all non-medical staff. The contributions to the VCUHS 401(a) for the period ended June 30, 2009, were approximately \$1,787,000.

MCVAP also sponsors the MCVAP 401(a) Retirement Plan (the 401(a) plan), a noncontributory, defined contribution plan which covers substantially all benefit eligible clinical providers of MCVAP. Contributions to the 401(a) plan, as determined annually at the discretion of the board of directors were approximately \$9,296,000 for the year ended June 30, 2009.

VA Premier (a component unit of the Authority) adopted a 401(k) plan sponsored by Fidelity Investments. Employees become eligible to participate in the plan after completing one year of service. There is no minimum service or age requirement to be in the 401(k) plan. Employees may contribute one percent to 15 percent of their compensation. VA Premier will match 50 percent of the employees' contributions up to four percent of the employees' compensation. Matching will occur based on the bi-weekly pay periods. In addition, VA Premier contributes three percent of the employee's compensation after each bi-weekly payroll effective when the employee begins employment.

Employees are fully vested after four years of service in which the employees have at least 1,000 hours of service each year. The total expense to VA Premier in fiscal year 2009 was approximately \$549,000.

Effective June 2007, the Carolina Crescent Health Plan (a component unit of the Authority) (CCHP) adopted a 401(k) plan, for which Fidelity Investments is the trustee. All terms are consistent with the VA Premier 401(k) plan. CCHP's expense for its contributions to this plan was approximately \$68,000 for the year ended June 30, 2009.

Effective January 1, 1997, James Madison University (nonmajor) established a Supplemental Retirement Plan for tenured faculty members. The plan was designed to provide flexibility in the allocation of faculty positions. The plan is a qualified plan within the meaning of section 401(c) of the Internal Revenue Code of 1986 (the Code) and is a governmental plan within the meaning of section 414(d) of the Code. Since it is a governmental plan, the plan is not subject to the Employee Retirement Income Security Act of 1974 as amended. Since inception, 159 faculty members have elected to enroll in the plan. As of June 30, 2009, 50 participants remain, including 9 new participants who retired under this plan during fiscal year 2009 and 8 new participants who are scheduled to retire under this plan during fiscal year 2010. In order to satisfy IRS requirements, a trust fund has been established as a means to make the payments to the plan participants. The University prepaid \$1,093,702 of the fiscal year 2010 plan contribution in 2009. The remaining 2010 plan contribution of \$26,492 will be paid in 2010.

The Center for Innovative Technology (CIT) is a blended component unit of the Innovative Technology Authority (nonmajor). The CIT has a defined contribution retirement plan covering substantially all employees. Under the plan, contributions are fixed at a percentage of each employee's compensation to pay premiums for individual retirement annuity contracts written by TIAA-CREF. Contributions for the plan totaled \$366,579 in fiscal year 2009.

K. Other Component Units

Note 1.B. outlines the component units included in the Commonwealth's reporting entity. The Virginia Public Building Authority (blended - primary government), the Virginia Public School Authority (major), the Virginia College Building Authority (nonmajor), the Virginia University Research Partnership (nonmajor), and the Virginia Schools for the Deaf and Blind Foundation (nonmajor) have no employees. The Virginia Economic Development Partnership, the Small Business Financing Authority, the Hampton Roads Sanitation District Commission, the Virginia Biotechnology Research Partnership Authority, the A. L. Philpott

Manufacturing Extension Partnership, the Virginia Tourism Authority, the Tobacco Indemnification and Community Revitalization Commission, the Virginia Tobacco Settlement Foundation, the Virginia Land Conservation Foundation, the Virginia Arts Foundation, the Virginia National Defense Industrial Authority, and the Library of Virginia Foundation (all nonmajor) contribute solely to the VRS, a mixed-agent and cost-sharing multiple-employer retirement plan. The System issues a separate stand-alone report that is publicly available as previously discussed.

Full-time employees of the Virginia Housing Development Authority (major) participate in a defined contribution employees' retirement savings plan administered by the Authority. This is a noncontributory plan where the Authority incurs employment retirement savings expense equal to eight percent of full-time employees' compensation. Total retirement savings expense under this plan was \$1,855,824 in fiscal year 2009.

The Virginia Outdoors Foundation (nonmajor) maintains a 401(k) contribution plan and provides an employer contribution to all eligible employees of two percent of their salary. Employees can contribute to the plan up to the IRS limit and the Foundation will match up to four percent of an employees' contribution.

The Virginia Port Authority (nonmajor) contributes to the VRS. The Authority also sponsors two single-employer noncontributory defined benefit pension plans. The Virginia Port Authority Pension Plans are administered by the Authority and provide retirement, disability, and death benefits to plan members and beneficiaries. Benefit provisions and obligations are established and may be amended by the board of commissioners of the Authority. The plan was restated October 1, 2001, to ensure compliance with additional regulations.

The components of annual pension cost and prepaid pension obligation for the first single-employer noncontributory defined benefit pension plan are as follows:

Trend Information

	2009	2008	2007
Service cost - benefits earned during the year	\$ 2,234,100	\$ 2,136,300	\$ 2,036,800
Interest cost on projected benefit obligation	3,976,700	3,660,500	3,316,900
Expected return on assets	(4,027,000)	(4,286,500)	(3,729,500)
Net amortization and deferral	1,446,200	779,200	941,500
Annual pension cost	3,630,000	2,289,500	2,565,700
Contributions made	(2,482,000)	(1,640,100)	(2,634,600)
Increase (Decrease) in prepaid pension obligation	1,148,000	649,400	(68,900)
Prepaid pension obligation, beginning of year	(8,740,800)	(9,390,200)	(9,321,300)
Prepaid pension obligation, end of year	<u>\$ (7,592,800)</u>	<u>\$ (8,740,800)</u>	<u>\$ (9,390,200)</u>

Costs have been computed in accordance with the aggregate cost method. Changes in plan provisions and actuarial assumptions, and actuarial gains and losses are not separately amortized under this method. Rather the impact is spread through the nominal cost component over the future working lifetime of participants. The actuarial present value of accumulated plan benefits is determined by an actuary from New York Life Benefit Services, LLC using end of year benefit information as of September 30, 2008 and 2007, respectively, and is the amount that results from applying actuarial assumptions to adjust the accumulated plan benefits to reflect the time value of money and the probability of payment between the valuation date and the expected date of payment.

The following table sets forth the plan's funded status and the related amounts recorded in the authority's balance sheets at June 30, 2009, 2008, and 2007.

Trend Information			
Fiscal Year Ended June 30	Annual Pension Cost (APC)	Percentage of APC Contributed	Prepaid Pension Obligation
2009	\$ 3,630,000	68 %	\$ (7,592,800)
2008	\$ 2,289,500	72 %	\$ (8,740,800)
2007	\$ 2,565,700	103 %	\$ (9,390,200)

In November 2001, the second plan was amended to provide benefits to sworn police officers that more closely resemble the new retirement benefits provided to members of the Virginia Law Enforcement Officers Retirement System. The effect of those changes is included in the accompanying pension data.

The components of annual pension cost and prepaid pension obligation for the second single-employer noncontributory defined benefit pension plan are shown in the following schedule.

Trend Information			
	2009	2008	2007
Service cost - benefits earned during the year	\$ 655,361	\$ 642,254	\$ 532,378
Interest cost on projected benefit obligation	435,006	356,456	299,507
Expected return on assets	1,096,215	260,403	(434,736)
Net amortization and deferral	(1,310,223)	(458,630)	387,386
Annual pension cost	876,359	800,483	784,535
Contributions made	(1,185,944)	(1,166,439)	(1,654,371)
Additional minimum liability	-	-	(1,402,080)
Increase (Decrease) in pension obligation	(309,585)	(365,956)	(2,271,916)
Pension obligation, beginning of year	(1,493,759)	(1,127,803)	1,144,113
Prepaid pension obligation, end of year	<u>\$ (1,803,344)</u>	<u>\$ (1,493,759)</u>	<u>\$ (1,127,803)</u>

The annual pension cost for the current year was determined as part of the July 2009 actuarial valuation using the aggregate actuarial cost method, which does not identify and separately amortize unfunded actuarial liabilities. Actual value of assets was determined using market value. The discount rate used in determining the actuarial present value of the projected benefit obligation was 6.82 percent in 2009, 6.92 percent in 2008, and 6.25 percent in 2007. The expected long-term rate of return on assets used in determining net periodic pension cost was 8.00 percent.

The following table sets forth the plan's funded status and the related amounts recorded in the authority's balance sheets at June 30, 2009, 2008, 2007.

Trend Information			
Fiscal Year Ended June 30	Annual Pension Cost (APC)	Percentage of APC Contributed	Prepaid Pension Obligation
2009	\$ 876,359	135 %	\$ (1,803,344)
2008	\$ 800,483	146 %	\$ (1,493,759)
2007	\$ 784,535	211 %	\$ (1,127,803)

The Authority also sponsors two noncontributory supplemental plans covering certain key employees. The plans had assets of \$2,898,113 and an accrued liability of \$5,852,745. No contributions were made to the plans for the year ended June 30, 2009.

As of January 1, 2005, the Virginia Resources Authority began mandatory participation for all new employees and optional participation for then-current employees who chose to enroll in the VRS. For the year ended June 30, 2009, the Authority's annual pension cost of \$96,905 was equal to the Authority's required and actual contributions.

The Virginia Horse Center Foundation has a defined contribution plan which covers all full-time employees of the Foundation who have one year of service and are age 21 or older. The plan is subject to the provisions of the Employee Retirement Income Security Act of 1974. Contributions to the plan are discretionary and the Foundation will determine the amount to contribute to the plan each year. No contributions were made on behalf of the employees for the fiscal year ended June 30, 2009. As of July 1, 2006, employees were able to make contributions to the plan, however, the contributions are not matched by the Foundation.

The Assistive Technology Loan Fund Authority sponsors a Simple Employee Plan (SEP) for all of its employees. The Authority contributes five percent of each employee's wages, which is paid into their account managed by American Funds each pay period.

Employees of the Virginia Museum of Fine Arts Foundation who are age 21 or older are eligible to participate in the Employee's Savings Plan (the plan), a 401(k) defined contribution profit sharing plan. Under the plan, the Foundation may make a discretionary contribution. For the plan years ended June 30, 2009, and 2008, the Foundation contributed 8.4 percent of employees' gross income to the plan. In addition, contributions made by an employee up to 4 percent of the employee's gross income are matched 50 percent by the Foundation. Employees may contribute up to 100 percent of gross income each year as long as it is within the IRS limitation. Contributions paid to the plan by the Foundation on behalf of its employees were \$89,918 for the fiscal year ended June 30, 2009.

The Science Museum of Virginia Foundation has a 403(b) defined contribution pension plan through the Teachers Insurance and Annuity Association (TIAA) and the College Retirement Equities Fund (CREF) Retirement Plan for employees meeting age and service requirements. The Foundation contributes an amount not to exceed three percent of the regular salary of each participant. The Foundation's employer contributions totaled \$5,502 in 2009. The Foundation also has a 457(b) plan through the Teachers Insurance and Annuity Association (TIAA) and the College Retirement Equities Fund (CREF); employer contributions totaled \$13,937 in 2009.

14. OTHER EMPLOYMENT BENEFITS

In addition to the pension plans, the Commonwealth participates in two other employment benefit plans, Group Life Insurance and Virginia Sickness and Disability Program, which are administered by the Virginia Retirement System (the System). The System administers a third other employment benefit plan, the Volunteer Firefighters' and Rescue Squad Workers' Fund, in which the Commonwealth does not participate, but may provide funding. The significant accounting policies for all three plans are the same as those described in Note 13 for pension plans. A separately issued financial report that includes financial statements for the Group Life Insurance and Virginia Sickness and Disability Program is publicly available. Copies may be obtained by writing to the Virginia Retirement System, P. O. Box 2500, Richmond, Virginia 23218-2500.

Group Life Insurance

The Group Life Insurance Plan was established for Commonwealth employees, teachers, employees of political subdivisions participating in the VRS, state police officers, other state law enforcement and correctional officers, judges, and other qualifying employees. The program provides life insurance for natural death coverage equal to a members' annual compensation rounded to the next highest \$1,000 and then doubled. Accidental death coverage is double the natural death benefit. The program also provides coverage for accidental dismemberment and accidental

blindness, a safety belt benefit, a repatriation benefit, a felonious assault benefit and an accelerated death benefit for terminal conditions. Approximately 363,341 members participate in the program at June 30, 2009.

Participating employers and their covered employees are required by Title 51.1 of the *Code of Virginia*, as amended, to contribute to the cost of group life insurance benefits. Employers may assume the employees' contributions.

An optional Group Life Insurance Fund was established for members covered under the group life program as a supplement to that plan. Members may purchase optional life insurance coverage for themselves, their spouses and/or their dependent children. The optional program provides natural death coverage equal to one, two, three or four times the member's annual compensation rounded to the next highest \$1,000, up to a maximum of \$600,000. Spouse coverage is available for up to one-half of the member's optional insurance amount. Minor children who are at least 15 days old can be insured for \$10,000, \$20,000 or \$30,000, depending on the option chosen by the member. An additional accidental death and dismemberment benefit is payable for death or bodily injuries. Approximately 65,330 members were covered under this program at June 30, 2009.

Optional group life insurance coverage ends for members when they retire or terminate their employment, or when their basic coverage ends. Members who retire on disability may continue their optional coverage until age 65 provided they continue to pay the required insurance premiums. Spouse coverage terminates should a couple divorce or when the member leaves employment. Children's coverage ends with the termination of the member's coverage or when the child marries or turns 21 years of age (25 years of age for full-time college students).

Employers of members who elect optional life insurance coverage deduct the premiums from the members' paychecks, as required by Title 51.1 of the *Code of Virginia*, as amended. Premiums are based on the member's age and determined by the Board of Trustees. Because optional life insurance is an insured product, the carrier bills each employer directly, and the employer makes the contribution payments to the carrier. Any differences and adjustments are settled between the employer and the carrier.

Virginia Sickness and Disability Program

The System administers the Virginia Sickness and Disability Program (VSDP) to provide income protection in the event of a disability for eligible state employees hired on or after January 1, 1999. State agencies are required by Title 51.1 of the *Code of Virginia* to contribute to the cost of providing long-term disability benefits and administering the program.

VSDP benefits include sick, family and personal leave and short-term and long-term disability benefits. After a seven-calendar day waiting period following the first day of disability, eligible employees receive short-term disability benefits from 60 percent to 100 percent of their compensation depending on their months of state service. After 125 work days of short-term disability, eligible employees receive long-term disability benefits equal to 60 percent of their compensation. If the employee's condition becomes catastrophic, income replacement increases to 80 percent until the condition is no longer catastrophic. Long-term disability benefits continue until employees either return to work, reach age 65 (age 60 for state police officers and other state law enforcement and correctional officers) or die.

Full-time permanent salaried state employees, including state police officers and other Virginia law and correctional officers, are automatically enrolled in the VSDP. Part-time permanent salaried state employees who work at least 20 hours a week and accrue leave also are automatically enrolled. Teaching, administrative and research faculty of Virginia public colleges and universities who elect VRS as their retirement plan must make an irrevocable election to participate in either the VSDP or the institution's disability program. If there is no institution program, the faculty member is covered under VSDP.

Eligible state employees and state police officers employed before January 1, 1999 had the option to elect to participate in the VSDP or remain under the Commonwealth's existing sick leave program and retain their eligibility for disability retirement benefits under VRS and SPORS. (Members of VaLORS have been automatically enrolled in the VSDP since October 1, 1999 when VaLORS was created.) Eligible employees enrolled in the VSDP are not eligible for disability retirement benefits under VRS, SPORS, or VaLORS. Approximately 74,752 members were covered under the program at June 30, 2009.

Volunteer Firefighters' and Rescue Squad Workers' Fund

Volunteer firefighters and rescue squad workers may participate in an optional employment benefit plan. This optional plan is authorized by the *Code of Virginia*. The Board of Trustees of the System manages the investments of the fund as custodian. Members of the plan contribute \$30 per quarter. The Commonwealth will contribute an amount determined by the board and appropriated by the General Assembly, if such funds are appropriated, for a period not to exceed 20 years. For fiscal year 2009, \$28,000 was appropriated for administration of the program. At June 30, 2009, there were 1,446 workers participating in the fund.

15. OTHER POST-EMPLOYMENT BENEFITS (OPEB)

A. Virginia Retirement System (The System) Administered Plans

The Government Accounting Standards Board (GASB) issued Statement No. 43, *Financial Reporting for Postemployment Benefit Plans Other Than Pension Plans*, which requires additional reporting and disclosures for OPEB plans. The statement became effective for System-administered OPEB plans beginning with the fiscal year ended June 30, 2007. The assets and actuarial accrued liabilities for the following other post-employment benefits were determined through an actuarial valuation performed as of June 30, 2008, by Cavanaugh Macdonald Consulting, LLC, and are presented in the Required Supplemental Schedule of Funding Progress for Other Post-Employment Benefit Plans. The significant accounting policies for all three plans are the same as those described in Note 13 for pension plans and a separately issued report is available as previously discussed.

Group Life Insurance Benefits

Employees who retire or terminate from service after age 50 with at least ten years of service credit or at age 55 with at least five years of service credit (age 50 for vested state police officers, other state law enforcement and correctional officers and hazardous duty employees of participating political subdivisions), or who retire because of disability, are entitled to post-employment group life insurance benefits. At retirement or termination, accidental death benefits cease and natural death coverage reduces at a rate equal to 25 percent on January 1 of the first full calendar year following retirement or termination and on January 1 of each year thereafter, until it reaches 25 percent of its original value. These group life insurance benefit provisions and requirements are established by Title 51.1 of the *Code of Virginia*. There were approximately 133,489 retirees in the program in fiscal year 2009.

Since 1960, when the group life insurance program was established, a portion of the premium contributions collected during members' active careers has been placed in an advance premium deposit reserve. This reserve was established to pre-fund death benefits to members after retirement.

Employers providing life insurance benefits are part of a cost-sharing pool. Therefore, separate measurements of assets and actuarial accrued liabilities are not made for individual employers participating in the program.

Retiree Health Insurance Credit Program

The Retiree Health Insurance Credit Fund was established on January 1, 1990, to provide benefits

for retired state employees, state police officers, other state law enforcement and correctional officers and judges who have at least 15 years of service credit under the retirement plans. The program provides a credit reimbursement of \$4 per month per year of service credit against the monthly health insurance premiums of eligible retirees.

A similar program was established on July 1, 1993, to provide a health insurance credit for retired teachers and employees of participating political subdivisions with at least 15 years of service credit under the retirement plans. Retired teachers are eligible for a monthly credit of \$4 per month per year of service credit. Local government retirees may receive a maximum credit of \$1.50 per month per year of service with a maximum monthly credit of \$45.

Benefit provisions and eligibility requirements are established by Title 51.1, Chapter 14 of the *Code of Virginia*. The amount required to fund all credits is financed by the employers based on contribution rates determined by the system's actuary. Approximately 87,538 retired members were covered under this program at June 30, 2009. The Retiree Health Insurance Credit Program is a cost-sharing, multiple-employer defined benefit OPEB plan.

Disability Insurance Trust Fund

The Commonwealth provides OPEB disability insurance benefits, in accordance with state statutes, to eligible retired and terminated employees. State agencies are required by Title 51.1 of the *Code of Virginia* to contribute to the cost of providing long-term disability benefits and administering the program. There were approximately 2,483 former members receiving benefits from the program during fiscal year 2009. The Disability Insurance Trust Fund is a single-employer defined benefit OPEB plan.

B. Other Plans

The Commonwealth administers the following single-employer defined benefit OPEB plans.

Line of Duty Death and Disability

The Commonwealth provides death and health benefits to the beneficiaries of certain law enforcement and rescue personnel disabled or killed in the line of duty. A trust fund has been established to account for this activity. Benefit provisions and eligibility requirements are established by Title 9.1 Chapter 4 of the *Code of Virginia*. The significant accounting policies for this plan are the same as those described in Note 13 for pension plans. The Line of Duty Death and Disability is administered by the Department of Accounts. There were approximately 623 retirees and 605 other participants in the program in fiscal year 2009.

Pre-Medicare Retiree Healthcare

The Commonwealth provides a healthcare plan established by Title 2.2, Chapter 28 of the *Code of Virginia* for retirees who are not yet eligible to participate in Medicare. For a retiree to participate in the Plan, the participant must be eligible for a monthly annuity from the VRS or a periodic benefit from one of the qualified Optional Retirement Plan (ORP) vendors, and:

- be receiving (not deferring) the annuity or periodic benefit immediately upon retirement;
- have his or her last employer before retirement be the state;
- be eligible for coverage as an active employee in the State Health Benefits Program until his or her retirement date (not including Extended Coverage); and,
- have submitted within 31 days of his or her retirement date an Enrollment Form to his or her Benefits Administrator to enroll.

This fund is reported as part of the Commonwealth's Healthcare Internal Service Fund.

The significant accounting policies for this plan are the same as those described in Note 13 for pension plans. The Pre-Medicare Retiree Healthcare is administered by Department of Human Resource Management. There were approximately 8,319 retirees in the program in fiscal year 2009.

C. Annual OPEB Cost and Net OPEB Obligation

The Government Accounting Standards Board (GASB) issued GASB Statement No. 45, *Accounting and Financial Reporting by Employers for Postemployment Benefits Other Than Pensions*, which required additional reporting and disclosures for OPEB plans beginning with the fiscal year ending June 30, 2008. The Commonwealth calculated an OPEB liability as of June 30, 2009, for each of the five OPEB plans. The Retiree Health Insurance Credit Fund, Disability Insurance Trust Fund, Line of Duty Death and Disability, and Pre-Medicare Retiree Healthcare OPEB liabilities were \$2.2 million, \$27.8 million, \$7.8 million, and \$196.3 million, respectively.

The following table (dollars in thousands) shows the Commonwealth's annual OPEB cost and net OPEB obligation (asset) for the current and prior year.

	Group Life Insurance Fund		Retiree Health Insurance Credit Fund		Disability Insurance Trust Fund	
	2009	2008	2009	2008	2009	2008
Annual required contribution	\$ 40,248	\$ 48,000	\$ 66,979	\$ 62,387	\$ 79,450	\$ 97,689
Interest on net OPEB obligation	-	-	-	-	1,467	-
Adjustment to annual required contribution	-	-	-	-	(1,552)	-
Annual OPEB cost	40,248	48,000	66,979	62,387	79,365	97,689
Contributions made	(40,248)	(48,000)	(64,783)	(62,387)	(71,142)	(78,151)
Increase in net OPEB obligation	-	-	2,196	-	8,223	19,538
Net OPEB obligation (asset), beginning of year	-	-	-	-	19,538	-
Net OPEB obligation (asset), end of year	\$ -	\$ -	\$ 2,196	\$ -	\$ 27,761	\$ 19,538
Percentage of annual OPEB cost contributed	100.0%	100.0%	96.7%	100.0%	89.6%	80.0%

	Line of Duty Death and Disability		Pre-Medicare Retiree Healthcare	
	2009	2008	2009	2008
Annual required contribution	\$ 16,523	\$ 9,786	\$ 131,654	\$ 127,156
Interest on net OPEB obligation	(12)	-	4,733	-
Adjustment to annual required contribution	11	-	(4,489)	-
Annual OPEB cost	16,522	9,786	131,898	127,156
Contributions made	(8,511)	(10,026)	(30,722)	(32,056)
Increase in net OPEB obligation	8,011	(240)	101,176	95,100
Net OPEB obligation (asset), beginning of year	(240)	-	95,100	-
Net OPEB obligation (asset), end of year	\$ 7,771	\$ (240)	\$ 196,276	\$ 95,100
Percentage of annual OPEB cost contributed	51.5%	102.5%	23.3%	25.2%

The amounts in the previous table include Governmental and Component Unit activity for which the Commonwealth is considered the employer. It does not include the OPEB liability for the Virginia Economic Development Partnership (component unit), the Virginia Tourism Authority (component unit), Virginia Outdoors Foundation (component unit) and the Virginia National Defense Industrial Authority (component unit) of \$315,798, \$159,300, \$613, and \$11,568, respectively. The table also excludes non-Commonwealth sponsored OPEB liabilities of \$8.8 million for all other component units and includes the fiduciary OPEB liability of \$892,300.

The annual required contributions for the current year were determined during the actuarial valuations conducted as of June 30, 2008, for all but Pre-Medicare Retiree Healthcare for which the June 30, 2007, valuation was used, as that is the most recent report that reflects the current funding policies. For fiscal year 2009, employer contributions by the Commonwealth for Group Life Insurance, Retiree Health Insurance Credit and Disability Insurance were 0.82 percent, 1.18 percent, and 1.79 percent, respectively, of covered payrolls. The valuations were prepared using the entry age normal cost method for all plans except for the Disability Insurance and Line of Duty Death and Disability trust funds for which the Projected Unit Credit actuarial cost method was used. The Line of Duty Death and Disability and Pre-Medicare Retiree Healthcare plans use a 4.97 percent investment rate of return, per year compounded

annually, which approximates the projected rate of return on the Treasurer's Portfolio. The Group Life Insurance, Retiree Health Insurance Credit and Disability Insurance use a 7.5 percent investment rate of return, per year compounded annually. The actuarial assumptions for all but the Pre-Medicare Retiree Healthcare plan included a projected salary increase of 3.0 percent, including a 2.5 percent inflation component. Valuation techniques were applied to smooth the effects of short-term volatility in the market value of investments over a five year period. The remaining closed amortization period at June 30, 2009, was 30 years. The actuarial assumptions for the Pre-Medicare Retiree Healthcare plan as to current claim cost, projected increases in health insurance costs, mortality, turnover, retirement, disability and discount rate include (a) projected salary increases ranging from 3.75 percent to 5.6 percent, including a 2.5 percent inflation component; and, (b) assumption that there is no liability associated with those retirees eligible for Medicare, as costs for members aged 65 and older are not subsidized by the active population (no implicit subsidy), participants pay 100 percent of the costs, and the liability associated with the health insurance credit is measured and held by the Virginia Retirement System. Initial healthcare costs trend rates used were 10 percent, 11 percent, and 6 percent for medical, pharmacy, and dental benefits, respectively. The ultimate trend rates used were 5 percent, 5 percent, and 4 percent for medical, pharmacy, and dental benefits, respectively. The remaining closed amortization period at June 30, 2009 is 30 years.

D. Funded Status and Funding Progress

The funded status of the plans as of June 30, 2009, was as follows:

(Dollars in Millions)

Actuarial Valuation Date June 30	Actuarial Value of Assets [a]	Actuarial Accrued Liability (AAL) [b]	Unfunded AAL (UAAL) [b-a]	Funded Ratio [a/b]	Covered Payroll [c]	UAAL as a Percentage of Covered Payroll [b-a]/[c]
Group Life Insurance Fund						
2008	\$ 975	\$ 1,772	\$ 797	55.0%	\$ 16,267	4.9%
Retiree Health Insurance Credit Fund						
2008	\$ 261	\$ 1,908	\$ 1,647	13.7%	\$ 12,986	12.7%
Disability Insurance Trust Fund						
2008	\$ 286	\$ 363	\$ 77	78.8%	\$ 4,111	1.9%
Line of Duty Death and Disability						
2008	\$ 3	\$ 185	\$ 182	1.6%	\$ N/A	-
Pre-Medicare Retiree Healthcare						
2007	\$ -	\$ 982	\$ 982	-	\$ 2,931	33.5%

Actuarial valuations of ongoing plans involve estimates of the value of reported amounts and assumptions about the probability of occurrence of events far into the future and reflect a long-term perspective. Amounts determined regarding the funded status of the plans and the annual contributions of the employer are subject to continual revision as actual results are compared with past expectations and new estimates are made about the future. Calculations are based on the benefits provided under the terms of the substantive plan in effect at the time of each valuation and on the pattern of sharing of costs between the employer and plan members to that point. The schedule of funding progress presented as required supplementary information following the notes to the financial statements presents multi-year trend information that shows whether the actuarial value of plan assets is increasing or decreasing over time relative to the actuarial accrued liabilities for benefits. The projection of benefits for financial reporting purposes does not explicitly incorporate the potential effects of legal or contractual funding limitations.

E. Higher Education Fund (Component Unit)

The University of Virginia (major) has a Retiree Health Plan that covers employees who retire before becoming eligible for Medicare until they reach age 65 and can then participate in the Commonwealth's Medicare Supplement Plan. Additional information on this plan can be found in the individually published financial statements of the University.

F. Other Component Units

The Virginia Housing Development Authority (major component unit) has a Retiree Health Care Plan, a single-employer defined benefit plan which is administered through the Virginia Housing Development Authority Retiree Health Care Plan Trust, an irrevocable trust to be used solely for providing benefits to eligible participants. Effective January 1, 2006, eligible retirees must be at least 55 years of age with 15 years of service or at least 55 years of age with 10 years of service if employed by the Authority prior to such date. For the year ended June 30, 2009, the Authority's Annual OPEB cost was \$891,013; the percentage of Annual OPEB Cost Contributed was 100 percent; and the ending Net OPEB asset was \$110,636.

Hampton Roads Sanitation District Commission (nonmajor component unit) provides other post-employment benefits for its employees through a single employer defined benefit plan. The plan was established and may be amended by the Commission. The plan furnishes health and dental benefits for life for all employees with at least 15 years of service and who also qualify for an unreduced retirement benefit through the VRS. The plan allows the retiree at their expense to cover their spouse and dependent under the district's

health care provider. Contribution requirements are actuarially determined and funding is subject to approval by the Commission. The current rate is 7.6 percent of annual covered payroll. For 2009, the Commission's annual OPEB cost was \$2.9 million; the percentage of annual OPEB cost contributed was 64.8 percent; and the ending net OPEB obligation was \$1.0 million.

The Virginia Port Authority (nonmajor component unit) offers post retirement medical and dental benefits to employees who retire under either VRS or the VPA pension plan. For employees and their spouses, who are participants in the VPA medical plan, not participants under the state health care plan VRS, benefit provisions and obligations are established and may be amended by the board of commissioners of the Authority. For the year ended June 30, 2009, the Authority's annual OPEB cost was \$34,167; contribution towards OPEB cost was \$7,398; the percentage of annual OPEB cost contributed was 21.7 percent; and the ending net OPEB obligation was \$85,079.

16. DEFERRED COMPENSATION PLANS

The Commonwealth offers its employees a deferred compensation plan created in accordance with Internal Revenue Code Section 457. The Virginia Retirement System (the System) administers the deferred compensation plan, pursuant to the Government Employees Deferred Compensation Plan Act, Section 51.1, Chapter 6 et seq. of the *Code of Virginia*. The System contracts with private corporations or institutions subject to the standards set forth in the *Code* to provide investment products as well as any other goods and services related to the administration of the deferred compensation plan. The Department of Accounts is responsible for the accounting, reconciliation, and record keeping associated with state employees' enrollment, payment to the plan through payroll deductions, and timely transfer of withheld funds to the trustee designated by the System for investment. The plan provides a number of investment options and is designed so that each participant retains investment control of his/her individual account. The plan, available to all state employees, permits them to defer a portion of their salary until future years. The deferred compensation is held in trust for the exclusive benefit of plan participants and their beneficiaries and is not available to employees until termination, retirement, death, or unforeseeable emergency. Since the System has no fiduciary relationship with plan participants, plan assets of \$994.3 million are not included in the financial statements.

In addition, the Commonwealth provides a cash match under Internal Revenue Code Section 401(a) for employees participating in the deferred compensation plan. The match amount for an employee was established at 50 percent of the voluntary contributions to the deferred compensation plan. During the current fiscal year, the maximum match was \$20 per pay period or \$40 per month. The fair value of assets in the cash

match savings plan at June 30, 2009, was \$154.9 million, which is also excluded from the financial statements.

The Virginia Housing Development Authority (major component unit) and the Virginia Resource Authority (nonmajor component unit) have deferred compensation plans available to all employees created in accordance with Internal Revenue Section 457. The plans permit participants to defer a portion of their salary or wage until future years. The deferred compensation is not available to employees until termination, retirement, or death. The assets of the plans are in irrevocable trusts with an external trustee and, accordingly, no assets or liabilities are reflected in the financial statements.

The Virginia Port Authority (VPA) (nonmajor component unit) offers three deferred compensation plans and two matching savings plans under Internal Revenue Code Sections 457 and 401(a), respectively. Employees who maintain status under VRS are covered under the deferred compensation plan administered by the System as discussed above. The VPA deferred compensation plan covers all employees hired after July 1, 1997, and those employees electing coverage under the authority's deferred compensation plan. The VPA also offers a matching savings plan that covers substantially all employees. The matching savings plan requires the VPA to match contributions in an amount equal to 50 percent of the first six percent of the participant's base pay contributed to the plan. VPA's total contribution to the matching savings plan was \$158,322 for the fiscal year ended June 30, 2009. Further, the right to modify, alter, amend, or terminate the deferred compensation plan and matching savings plan rests with the VPA Board of Commissioners.

The third deferred compensation plan and second matching savings plan covers substantially all non-union employees with 90 days or more of service. The matching savings plan requires the VPA to match employee contributions in an amount equal to 50 percent of the first three percent of the participant's base pay contributed to the deferred compensation plan. VPA's total contribution to the matching savings plan was \$349,123 for the fiscal year ended June 30, 2009.

17. STATE NON-ARBITRAGE POOL

The Commonwealth sponsors the Virginia State Non-Arbitrage Program (SNAP) for use by the Commonwealth and local governments to invest bond proceeds. The Commonwealth's responsibility is limited to hiring service providers to manage SNAP. The investment manager and the custodian have the fiduciary responsibility for SNAP.

The SNAP fund is a class of the PFM Funds Prime Series, a money market mutual fund registered with the Securities and Exchange Commission. PFM Funds is a diversified, open-end management investment company organized as a Virginia business trust. Shares of the SNAP fund are solely available to investors participating

in the SNAP program. The PFM Funds Board of Trustees has overall responsibility for supervising the SNAP fund's business and affairs, including the oversight of organizations providing investment advisory, administration, and distribution services to the SNAP fund. PFM Asset Management LLC serves as the investment adviser of the SNAP fund. The SNAP individual investment portfolios are the responsibility of the SNAP investment manager and the governments investing proceeds in the portfolios. These investments are held solely in the SNAP participants' names. Since the Commonwealth has no fiduciary relationship with local governmental entities participating in the plan, these assets of \$2.7 billion are not included in the financial statements.

18. COMMITMENTS

A. Construction Projects

Highway Projects

At June 30, 2009, the Department of Transportation (part of primary government) had contractual commitments of approximately \$1.9 billion for construction of various highway projects. Funding for these expenditures is expected to be provided as follows: (1) federal funds – approximately 33 percent or \$651.0 million, (2) state funds – approximately 63 percent or \$1.2 billion, and (3) Proceeds from Bonds – approximately 4 percent or \$87.0 million.

Mass Transit Projects

At June 30, 2009, the Department of Rail and Public Transportation (part of primary government) had contractual commitments of approximately \$310.4 million for various public transportation, rail preservation, and rail enhancement projects. Funding of the future expenditures is expected to be as follows: (1) state funds - approximately 90 percent or \$278.9 million, and (2) federal funds - approximately 10 percent or \$31.5 million.

Wastewater Treatment Projects

At June 30, 2009, the Department of Environmental Quality (part of primary government) was committed to grant contracts with localities to reimburse a portion of construction costs for nutrient reduction facilities at wastewater treatment plants totaling \$341.2 million.

Port Projects

At June 30, 2009, the Virginia Port Authority (nonmajor component unit) was committed to construction contracts totaling \$216.5 million.

Sanitation District Project

At June 30, 2009, the Hampton Roads Sanitation District Commission (nonmajor component unit) was committed to construction programs totaling \$24.8 million.

Higher Education Institutions

Colleges and universities (component units) had contractual commitments as of June 30, 2009, of approximately \$942.3 million primarily for construction contracts. Higher education foundations' commitments total approximately \$103.8 million and are primarily for construction contracts.

B. Operating Leases

The Commonwealth has entered into numerous agreements to lease land, buildings, and equipment. Most of the operating leases contain the provision that the Commonwealth may renew the operating leases at the expiration date of the lease on a month-to-month basis. In most cases, management expects that in the normal course of business, leases will be renewed or replaced by other leases of a similar nature. Rental expense for the primary government under these operating leases for the year ended June 30, 2009, was \$75.2 million for governmental activities (including internal service funds) and \$20.4 million for business-type activities. Rental expense for the discrete component units (excluding foundations) for the year ended June 30, 2009, was \$97.9 million. The Commonwealth has, as of June 30, 2009, the following minimum rental payments due under the above leases (dollars in thousands):

	Primary Government		Component Units (1)
	Governmental Activities	Business-type Activities	
2010	\$ 60,662	\$ 16,996	\$ 60,979
2011	46,304	14,192	47,544
2012	38,275	10,369	36,477
2013	28,683	7,285	26,945
2014	21,369	3,546	16,144
2015-2019	53,012	1,695	40,927
2020-2024	5,099	-	6,845
2025-2029	2,295	-	823
2030-2034	551	-	823
2035-2039	571	-	823
2040-2044	-	-	823
2045-2049	-	-	823
2050-2054	-	-	164
Total	<u>\$ 256,821</u>	<u>\$ 54,083</u>	<u>\$ 240,140</u>

Note (1): The above amounts exclude operating lease obligations of foundations.

Foundations (2)

2010	\$	2,022
2011		1,614
2012		1,438
2013		1,226
2014		1,046
Thereafter		6,220
Total	<u>\$</u>	<u>13,566</u>

Note (2): Foundations represent FASB reporting entities defined in Note 1.B. Rental expense for the year ended June 30, 2009, was approximately \$1.8 million.

Lease agreements are for various terms and all leases contain nonappropriation clauses indicating that continuation of the lease is subject to funding by the General Assembly.

C. Investment Commitments – Virginia Retirement System

The Virginia Retirement System extends investment commitments in the normal course of business, which, at June 30, 2009, amounted to \$3.9 billion.

D. Tobacco Grants

The Tobacco Indemnification and Community Revitalization Commission (Commission) (nonmajor component unit) has \$143.0 million in grant award commitments not reflected in these statements since eligibility requirements were not met as of June 30, 2009, in accordance with GASB Statement No. 33. The Commission awarded an additional \$34.8 million in grants in July 2009 that are also not reflected in these statements.

The Virginia Tobacco Settlement Foundation (nonmajor component unit) has \$20.0 million in grant commitments and outstanding contracts not reflected in these statements since eligibility requirements were not met as of June 30, 2009, in accordance with GASB Statement No. 33.

E. Other Commitments

The Virginia Land Conservation Foundation (nonmajor component unit) has \$5.0 million in grant award commitments, which were not dispersed since eligibility requirements were not met as of June 30, 2009, in accordance with GASB Statement No. 33.

The Virginia University Research Partnership (nonmajor component unit) has \$7.0 million in grant award commitments not reflected in these statements since eligibility requirements were not met as of June 30, 2009, in accordance with GASB Statement No. 33.

The Virginia Small Business Financing Authority (nonmajor component unit) has \$2.5 million in loan commitments in the Federal Economic Development Loan Fund and in the Small Business Environmental Compliance Assistance Fund as of June 30, 2009, in accordance with GASB Statement No. 33.

19. ACCRUED LIABILITY FOR COMPENSATED ABSENCES

Employees accrue annual leave at a rate of four to nine hours semimonthly, depending on their length of service. The maximum leave accumulation is dependent upon years of service, but in no case may it exceed 432 hours. The maximum compensation for annual leave balances is also dependent upon years of service, but in no case may an employee be compensated for more than 336 hours.

All employees hired after January 1, 1999, are required to enroll in the Virginia Sickness and Disability Program (VSDP) (see Note 14). Under the VSDP, employees receive a specified number of sick and personal leave hours, depending on their length of service, and any balances at the end of the calendar year revert. Individuals employed at January 1, 1999, had the option of converting to the VSDP or remaining in the original sick leave plan. If converting, the employee's sick leave balance could be used to purchase retirement credits or be converted to disability credits. If an employee opted to remain in the original sick leave program, sick leave accrues at a rate of five hours semimonthly. Employees who leave state service after a minimum of five years employment receive the lesser of 25 percent of the value of their disability credits or accumulated sick leave at their current earnings rate or \$5,000. All employees leaving state service are paid for accrued annual leave up to the maximum calendar year limit at their current earnings rate.

In conformance with Section C60 of the GASB Codification, the monetary value of accumulated annual and sick leave and disability credits payable upon termination is included in the accompanying financial statements. In the government-wide statements, proprietary fund statements, and discrete component unit fund statements, amounts are segregated into two components – the amount due within one year and the amount due in more than one year. In the governmental fund statements, amounts to be paid from expendable resources are recognized as fund liabilities in the applicable governmental fund types as long-term liabilities and represent payments to employees for separations that occurred prior to June 30. Amounts not payable from expendable resources are reflected in the governmental activities column in the Government-wide Statement of Net Assets (see Note 24). All amounts related to the fiduciary funds are recognized in those funds.

The liability at June 30, 2009, was computed using salary rates effective at that date, and represents

vacation, compensatory and sick leave earned or disability credits held up to the allowable ceilings.

20. POLLUTION REMEDIATION OBLIGATIONS

The Commonwealth implemented GASB Statement No. 49, *Accounting and Financial Reporting for Pollution Remediation Obligations*, during fiscal year 2009.

The Commonwealth has pollution remediation obligations of \$2.5 million of which \$1.1 million is due within one year. With the exception of the Department of Environmental Quality (DEQ), agencies estimated future obligations based on professional consultant estimates and/or historical project expenses of similar projects; however, there is the potential for change in estimates due to price increase or reductions, technology, or applicable laws and regulations. Remediations for DEQ are not estimates but contractual obligations between the Commonwealth and the U.S. Environmental Protection Agency (EPA), and any change due to a reconciliation of incurred costs requires mutual consent and contract amendment.

The estimated Commonwealth pollution remediation liability relates to the anticipated cost of hazardous waste removal, cleanup relating to leakage of underground storage tanks, soil and groundwater contaminations, dump site cleanups, asbestos abatement and remediation relating to superfund state contracts.

Agencies involved in remediation include:

- Department of Environmental Quality (DEQ)
- Department of Transportation (VDOT)
- Department of Corrections (VADOC)
- Department of Juvenile Justice (DJJ)
- Jamestown-Yorktown Foundation (JYF)

DEQ anticipates that during the next year there may be new obligating events resulting in two new Superfund State Support contracts, estimated to increase the Virginia Environmental Emergency Response Fund obligation by \$6.0 million. A Facility Lead Agreement was signed between the EPA and VDOT to resolve an issue concerning the storage of lab wastewater in an outdoor lined surface impoundment that operated between 1979 and 1983 for which contamination is present in soil and groundwater. VDOT is expected to recover \$150,000 to offset remediation costs related to a contaminated groundwater site. VADOC was fined by the EPA in September/October 2003. VADOC proposed to conduct a Supplemental Environmental Project (SEP) which included the formation of the Pollution Prevention Section of the Environmental Services Unit, disclosure of all environmental deficiencies to both the EPA and DEQ and corrections of those deficiencies. JYF and DJJ initiated pollution remediation projects to remove asbestos due to imminent endangerment.

The following pollution remediation outlays could not reasonably be estimated as of June 30, 2009:

- Department of Emergency Management (VDEM) relating to a fuel storage facility;
- Department of State Police (DSP) relating to asbestos abatement;
- Department of Corrections (VADOC) relating to soil and groundwater contamination, as well as dump site cleanups; and,
- Department of Mental Health, Mental Retardation, and Substance Abuse Services (DMHMRSAS) relating to groundwater contamination.

21. INSURANCE

A. Self-Insurance

The Commonwealth maintains two types of self-insurance plans. The first type of self-insurance is a health care plan administered by the Department of Human Resource Management for Commonwealth employees. The plan is accounted for in the Health Care – internal service fund. Interfund premiums are accounted for as internal activity receipts from other funds. At June 30, 2009, \$104.9 million is reported as the estimated claims payable for this fund, which is undiscounted as nearly all health care claims are current in nature. The estimated liability is based upon actual claims that have been submitted as well as actuarially determined claims incurred but not reported as described in Note 1.T. Changes in the balances of claims liabilities (dollars in thousands) during the current and prior fiscal years are as follows:

		Current Year Claims			
	Balance July 1,	and Changes in Estimates	Claim Payments	Balance June 30, (1)	
2008-2009	\$ 97,631	\$ 903,616	\$ (896,336)	\$ 104,911	
2007-2008	\$ 90,736	\$ 863,346	\$ (856,451)	\$ 97,631	

- (1) Of the balance shown above, \$104.9 million is due within one year.

The second type of plan, Risk Management, is administered by the Department of the Treasury, Division of Risk Management and the Department of Human Resource Management, Worker's Compensation Program. These plans are accounted for in the Risk Management - internal service fund. The Department of the Treasury administers risk management programs providing property, general (tort) liability, medical malpractice, automobile and surety bond exposures for the Commonwealth of Virginia as provided in Sections 2.2-1834 through 1838 and Section 2.2-1840 of the *Code of Virginia*. Established subject to the approval of the Governor, risk management plans provide state agencies with protection through

purchased insurance, self insurance or a combination thereof. Interfund premiums for the fund are accounted for as internal activity receipts from other funds. The claims payable is an estimated liability based upon actual claims that have been submitted as well as actuarially determined claims incurred but not reported. At June 30, 2009, \$409.0 million is reported as the estimated claims payable for the risk management plan. This amount is discounted to present value at a rate of three percent. Undiscounted claims payable at June 30, 2009, is \$518.0 million. The estimated losses are based upon actual claims that have been submitted, as well as claims incurred but not reported. Changes in the balances of claims liabilities (dollars in thousands) during the current and prior fiscal years are as follows:

		Current Year Claims			
	Balance July 1,	and Changes in Estimates	Claim Payments	Balance June 30, (1)	
2008-2009	\$ 375,534	\$ 99,680	\$ (66,158)	\$ 409,056	
2007-2008	\$ 281,489	\$ 154,558	\$ (60,513)	\$ 375,534	

- (1) Of the balance shown above, \$62.3 million is due within one year.

For workers' compensation, the Commonwealth assumes the full risk of claims filed. For tort and automobile, liability is assumed at a maximum of \$2,000,000 per occurrence. Medical malpractice liability is assumed at the maximum of \$2,000,000 per occurrence recovery limit stated in Section 8.01-581.15 of the *Code of Virginia*. Risk Management purchases commercial insurance to protect state-owned property with deductibles as stated in the insurance policies.

The Commonwealth has not had any insurance settlements exceed the coverage during the past three years.

The Virginia Commonwealth University Health System Authority (Authority) (a blended component unit of the Virginia Commonwealth University – major component unit) is self-insured for medical malpractice and provides for the liability on an undiscounted basis, based on the ultimate cost of known claims and claims incurred but not yet reported. The Authority is also self-insured for workers' compensation and provides for the liability on a blended discounted and undiscounted basis, based on the ultimate cost of known claims and claims incurred but not yet reported. These liabilities include assumptions and factors related to the frequency and severity of claims, claims development history, and claims settlement practices. Estimated losses on malpractice and workers' compensation claims for the current and prior fiscal years are as follows (dollars in thousands):

Estimated Malpractice Losses

	<u>Balance July 1,</u>	<u>Claims Expense</u>	<u>Claims Settled</u>	<u>Balance June 30, (1)</u>
2008-2009 \$	31,014	\$ 1,176	\$ (1,775)	\$ 30,415
2007-2008 \$	30,898	\$ 1,610	\$ (1,494)	\$ 31,014

- (1) Of the balance shown above, \$2.5 million is due within one year.

Estimated Workers' Compensation Losses

	<u>Balance July 1,</u>	<u>Claims Expense</u>	<u>Claims Settled</u>	<u>Balance June 30, (1)</u>
2008-2009 \$	17,802	\$ 699	\$ (2,167)	\$ 16,334
2007-2008 \$	11,396	\$ 8,505	\$ (2,099)	\$ 17,802

- (1) Of the balance shown above, \$2.2 million is due within one year.

In addition, expenses and liabilities arising from services rendered to VA Premier's and Carolina Crescent Health Plan's (component units of the Authority) HMO members are reported when it is probable that services have been provided and the amount of the claim can be reasonably estimated. The claims payable includes an estimate of claims that have been incurred but not reported. At June 30, 2009 the amount of these liabilities is \$58,645,581 and is reported as Claims Payable – Due within One Year. This liability is VA Premier's best estimate based on available information.

Additional information on the claims payable amounts reported by the Authority can be found in the individually published financial statements of the Authority.

Virginia International Terminals, Inc., a component unit of the Virginia Port Authority (nonmajor component unit) is partially self-insured for certain workers' compensation claims. The authority maintains insurance coverage of \$5,000,000 per claim, but is obligated to pay the first \$1,000,000 of any individual's claims per incident. The Authority is also partially self-insured for employee health coverage. The Authority is responsible for actual claim costs up to \$125,000 per individual per calendar year. Insurance coverage is maintained for claims in excess of the individual employee limit and for aggregate claims in excess of \$5,205,857.

B. Public Entity Risk Pools

The Commonwealth administers two types of public entity risk pools for the benefit of local governmental units: health care and risk management insurance. The Local Choice Health

Care plan was established to make comprehensive health care insurance available to localities and political subdivisions at affordable rates and with stable premiums. During the fiscal year, there were 262 local government units participating in the pool. This includes 28 school districts, 34 counties, 97 cities/towns, and 103 other subdivisions. This program is accounted for in the Local Choice Health Care Enterprise Fund (nonmajor).

The Department of Human Resource Management, under Section 2.2-1204 of the *Code of Virginia*, has the authority to design, set rates, and administer the Local Choice Health Care fund. The pool's standard contract period is one year. However, a member group may withdraw on the last day of any month with three month's written notice. Contributions are based on the current necessary contribution and the amortization of experience adjustments in the pool. At June 30, 2009, \$23.6 million is reported as the actuarially determined estimated claims payable for this fund based on claims incurred but not reported.

The actuarial liability is determined for the membership pool in total and then adjusted for each locality based on individual historic and demographic data. If the pool's assets were to be exhausted, the program participants would share the responsibility for any liabilities or deficits.

The Department of the Treasury, Division of Risk Management administers risk management programs for political subdivisions, constitutional officers and others in accordance with Section 2.2-1839 of the *Code of Virginia*. These pools were established to provide an economical, low-cost alternative to the commercial insurance market for the Commonwealth's political subdivisions. These risk programs are accounted for in the Risk Management Enterprise Fund (nonmajor). The pool is established subject to approval by the Governor. It may be insurance, self-insurance, or any combination thereof, and must provide protection and legal defense against liability. Local participation is voluntary and open to any political subdivision. As of June 30, 2009, there were 542 units of local government in the pool, including 4 cities, 36 towns, and 32 counties. The remaining 470 units include a large variety of boards, commissions, authorities, and special districts.

The pool has a minimum membership period of one year. However, a member group can cancel their membership and withdraw from the plan on their coverage anniversary date or at the end of the fiscal year with 30 days notice.

The pool is actuarially valued annually and is considered sound. Investment income is considered in the anticipation of premium deficiencies. No excess insurance or reinsurance is provided, but a "stability fund" is incorporated into the actuarially determined required reserves. If, however, the plan assets and reserves were to be

exhausted, the members would be responsible for any deficits or liabilities. For the liability insurance pool, local participation is voluntary and open to any political subdivision. The risk assumed by the local public entity pool for member liability is \$1,000,000 per occurrence.

At June 30, 2009, \$13.7 million is reported as estimated claims payable for these programs. This figure is actuarially determined for the fund in total and is reported at gross and does not reflect possible reimbursements for insurance recoveries.

The following schedule (dollars in thousands) shows the changes in claims liabilities for the past two fiscal years.

	Local Choice Health Care		Risk Management	
	June 30, 2009	June 30, 2008	June 30, 2009	June 30, 2008
Unpaid Claims and Claim				
Adjustment Expenses at Beginning of Fiscal Year	\$ 19,211	\$ 16,549	\$ 14,072	\$ 13,450
Incurred Claims and Claim Adjustment Expenses:				
Provision for Insured Events of the Current Fiscal Year	211,904	184,578	448	1,413
Changes in Provision for Insured Events of Prior Fiscal Years	-	-	(881)	(1,431)
Total Incurred Claims and Adjustment Expenses	211,904	184,578	(433)	(18)
Payments:				
Claims and Claim Adjustment Expenses Attributable to Insured Events of the Current Fiscal Year	207,508	181,916	300	493
Claims and Claim Adjustment Expenses Attributable to Insured Events of the Prior Fiscal Year	-	-	-	-
Total Payments	207,508	181,916	300	493
Change in Provision for Discounts	-	-	321	308
Total Unpaid Claims and Claim Adjustment Expenses at End of the Fiscal Year (Discounted) (1) (2) (3)	\$ 23,607	\$ 19,211	\$ 13,660	\$ 13,247
Total Unpaid Claims and Claim Adjustment Expenses at End of the Fiscal Year (Undiscounted)	\$ 23,607	\$ 19,211	\$ 14,550	\$ 14,072

Note (1): The entire balance for Local Choice Health Care, \$23,607 (dollars in thousands) is due within one year.

Note (2): Of the balance shown above for Risk Management, \$4,545 (dollars in thousands) is due within one year.

Note (3): The interest rate used for discounting is 3.0 percent.

22. ACCOUNTS PAYABLE

The following table (dollars in thousands) summarizes Accounts Payable as of June 30, 2009.

	Vendor	Salary/ Wage	Retainage	Other	Foundations (1)	Total
Primary Government:						
General	\$ 165,399	\$ 104,176	\$ 382	\$ -	\$ -	\$ 269,957
Major Special Revenue Funds:						
Commonwealth Transportation	184,330	36,762	3,562	-	-	224,654
Federal Trust	131,125	12,170	72	592	-	143,959
Literary	225	-	-	-	-	225
Nonmajor Governmental Funds	26,609	28,474	7,869	655	-	63,607
Major Enterprise Funds:						
State Lottery (2)	4,158	825	-	3,740	-	8,723
Virginia College Savings Plan (2)	601	334	-	1,545	-	2,480
Unemployment Compensation	278	-	-	-	-	278
Nonmajor Enterprise Funds	29,141	4,999	-	6	-	34,146
Internal Service Funds	77,412	3,390	-	-	-	80,802
Private Purpose	3,601	124	-	-	-	3,725
Pension and Other Employee Benefit Trust (3)	532	1,459	-	86,007	-	87,998
Agency Funds	2,153	4	-	9,048	-	11,205
Total Primary Government (4)	\$ 625,564	\$ 192,717	\$ 11,885	\$ 101,593	\$ -	\$ 931,759
Discrete Component Units:						
Virginia Housing Development Authority	\$ 2,101	\$ 2,197	\$ 150	\$ -	\$ -	\$ 4,448
Virginia Public School Authority	36	-	-	-	-	36
University of Virginia	124,533	62,784	6,380	1,429	40,488	235,614
Virginia Polytechnic Institute and State University	48,473	55,107	6,216	-	11,121	120,917
Virginia Commonwealth University	52,469	70,173	6,082	-	929	129,653
Nonmajor Component Units	192,065	157,123	37,586	7,134	16,749	410,657
Total Component Units	\$ 419,677	\$ 347,384	\$ 56,414	\$ 8,563	\$ 69,287	\$ 901,325

Note (1): Foundations represent FASB reporting entities defined in Note 1.B.

Note (2): Other Accounts Payable for the State Lottery represents administrative costs payable. Other Accounts Payable for the Virginia College Savings Plan represents investment fees payable.

Note (3): Other Accounts Payable for the Pension and Other Employee Benefit Trust Fund consists of \$46,708 (dollars in thousands) of other investment payables generally related to Futures and month-end rebalancing items, \$26,230 (dollars in thousands) in investment management expense, \$11,982 (dollars in thousands) in program benefit liabilities, and \$1,087 (dollars in thousands) of investment interest payable.

Note (4): Fiduciary liabilities of \$102,928 (dollars in thousands) are not included in the Government-wide Statement of Net Assets. In addition, governmental fund liabilities of \$88,470 (dollars in thousands) are included in the Government-wide Statement of Net Assets, but excluded from the above amounts.

23. OTHER LIABILITIES

The following table (dollars in thousands) summarizes Other Liabilities as of June 30, 2009.

	Primary Government				
	General	Commonwealth Transportation	Federal Trust	Nonmajor Governmental Funds	State Lottery
Lottery Prizes Payable	\$ -	\$ -	\$ -	\$ -	\$ 43,922
Due to Program Participants, Escrows, and Providers	-	-	-	-	-
Medicaid Payable	268,153	-	430,701	-	-
Family Access to Medical Insurance Security Payable	5,294	-	9,832	-	-
Tax Refunds Payable	476,525	-	-	-	-
Insurance Carrier Surety Deposit	-	-	-	-	-
Deposits Pending Distribution	2,162	4,869	-	2,885	-
Car Tax Payable	263,025	-	-	-	-
Other Liabilities	-	-	-	2,635	-
Total Other Liabilities	<u>\$ 1,015,159</u>	<u>\$ 4,869</u>	<u>\$ 440,533</u>	<u>\$ 5,520</u>	<u>\$ 43,922</u>

	Primary Government				
	Virginia College Savings Plan	Unemployment Compensation	Nonmajor Enterprise Funds	Internal Service Funds	Private Purpose Funds
Lottery Prizes Payable	\$ -	\$ -	\$ -	\$ -	\$ -
Due to Program Participants, Escrows, and Providers	177	46,625	-	-	206
Medicaid Payable	-	-	-	-	-
Family Access to Medical Insurance Security Payable	-	-	-	-	-
Tax Refunds Payable	-	-	-	-	-
Insurance Carrier Surety Deposit	-	-	-	-	-
Deposits Pending Distribution	-	-	179	250	-
Car Tax Refund Payable	-	-	-	-	-
Other Liabilities	-	-	68	5,281	-
Total Other Liabilities	<u>\$ 177</u>	<u>\$ 46,625</u>	<u>\$ 247</u>	<u>\$ 5,531</u>	<u>\$ 206</u>

	Primary Government		
	Pension and Other Employee Benefit Trust Funds (1)	Agency Funds	Total Primary Government (2)
Lottery Prizes Payable	\$ -	\$ -	\$ 43,922
Due to Program Participants, Escrows, and Providers	-	29,204	76,212
Medicaid Payable	-	-	698,854
Family Access to Medical Insurance Security Payable	-	-	15,126
Tax Refunds Payable	-	-	476,525
Insurance Carrier Surety Deposit	-	426,054	426,054
Deposits Pending Distribution	-	32,410	42,755
Car Tax Refund Payable	-	-	263,025
Other Liabilities	860,433	2,234	870,651
Total Other Liabilities	<u>\$ 860,433</u>	<u>\$ 489,902</u>	<u>\$ 2,913,124</u>

Note (1): Other Liabilities of \$860,433 (dollars in thousands) reported in pension and other employee benefit trust funds are made up of \$23,219 (dollars in thousands) in funds held for the Commonwealth Health Research Fund; \$4,725 (dollars in thousands) in other funds managed by the System; \$831,117 (dollars in thousands) in pending investment transactions, including \$797,844 (dollars in thousands) for investment overlay and swaps, \$30,489 (dollars in thousands) for securities lending, and \$2,784 (dollars in thousands) in other investment payables; and \$1,372 (dollars in thousands) in other payable related to the System benefit plans.

Note (2): Fiduciary liabilities of \$1,350,541 (dollars in thousands) are not included in the Government-wide Statement of Net Assets. Governmental fund liabilities of \$264,848 (dollars in thousands) are included in the Government-wide Statement of Net Assets, but excluded from the above amounts.

	Component Units				
	Virginia Housing Development Authority	Virginia Public School Authority	University of Virginia	Virginia Polytechnic Institute & State University	Virginia Commonwealth University
Accrued Interest Payable	\$ 114,846	\$ 63,678	\$ 1,196	\$ 629	\$ 5,006
Other Liabilities	10,921	315	67,760	26,250	49,628
Deposits Pending Distribution	6,780	-	314,130	12,927	26,839
Short-term Debt	-	-	108,418	20,810	13,500
Grants Payable	-	-	-	-	-
Total Other Liabilities	<u>\$ 132,547</u>	<u>\$ 63,993</u>	<u>\$ 491,504</u>	<u>\$ 60,616</u>	<u>\$ 94,973</u>

	Component Units	
	Nonmajor Component Units	Total Component Units
Accrued Interest Payable	\$ 77,928	\$ 263,283
Other Liabilities	40,226	195,100
Deposits Pending Distribution	25,575	386,251
Short-term Debt	80,722	223,450
Grants Payable	7,730	7,730
Total Other Liabilities	<u>\$ 232,181</u>	<u>\$ 1,075,814</u>

Medicaid Payable

Medicaid Payable represents services rendered but not billed by providers and potential liability resulting from cost reports not settled as of year-end. Providers subject to cost settlement are paid in the interim based on established per diem or diagnosis related group rates for services.

The Department of Medical Assistance Services (DMAS) estimates, based on past experience, the total amount of Medicaid claims that will be paid from the Medicaid program in the future which relate to services provided before year-end. At June 30, 2009, the estimated liability related to Medicaid claims totaled \$698.9 million. Of this amount, \$268.2 million is reflected in the General Fund (major) and \$430.7 million in the Federal Trust Special Revenue Fund (major).

Family Access to Medical Insurance Security Payable

DMAS estimates the total amount of claims that will be paid from the Family Access to Medical Insurance Security program in the future which relate to services provided before year-end. At June 30, 2009, the estimated liability related to claims totaled \$15.1 million. Of this amount, \$5.3 million is reflected in the General Fund (major) and \$9.8 million in the Federal Trust Special Revenue Fund (major).

Tax Refunds Payable

Tax refunds payable represent refunds due on individual tax returns filed for the calendar year ended on or before December 31, 2008, and on business tax returns filed for corporate fiscal years ending on or before June 30, 2009. The individual tax return filing deadline is May 1 of each year for the preceding calendar year. The corporate tax return filing deadline is the 15th day of the fourth month following the close of the corporate fiscal year.

Car Tax Refund Payable

During the year ended June 30, 1998, the General Assembly passed the Personal Property Tax Relief Act. Under the terms of this legislation, the Commonwealth assumed financial responsibility for a portion, ranging from 12.5 percent to 70.0 percent, of the personal property taxes assessed by localities.

During 2004, the General Assembly modified this legislation. Chapter 1 of Special Session 1 (2004) established a \$950.0 million limit on the amount the Commonwealth would appropriate for personal property tax relief, beginning in tax year 2006. It further established that each county, city, and town would receive a fixed percentage of the \$950.0 million, with payments to begin on or after July 1, 2006 (fiscal year 2007). The accrued liability amount of \$263.0 million reflects payments owed to localities as of June 30 and paid in July.

Short-term Debt

Various higher education institutions' foundations (component units) have short-term debt. University of Virginia Foundations (major component unit) report \$52.0 million and nonmajor component unit foundations report \$14.7 million. This short-term debt is for working capital, property acquisition, construction costs, and operating costs. The University of Virginia (major component unit) has commercial paper of \$56.4 million and the Virginia Polytechnic Institute and State University (major component unit) reports \$20.8 million of commercial paper that provides bridge financing for capital projects. The Virginia Commonwealth University Health System Authority (a blended component unit of the Virginia Commonwealth University) reports short-term debt of \$13.5 million to meet certain cash reserve requirements. The Virginia Horse Center Foundation (nonmajor component unit) has a \$60,000 note with a related party. The Virginia Port Authority (nonmajor component unit) reported a \$65.9 million short-term Port Facilities Bond Anticipation Note Series 2009.

The balance of Other Liabilities is spread among various other funds.

24. LONG-TERM LIABILITIES

Commonwealth bonds are issued pursuant to Section 9 of Article X of the *Constitution of Virginia*. Section 9(a) bonds have been issued to redeem previous debt obligations. Section 9(b) bonds have been authorized by the citizens of Virginia through bond referenda to finance capital projects. These bonds are retired through the use of state appropriations. Section 9(c) bonds are issued to finance capital projects which, when completed, will generate revenue to repay the debt. Section 9(a), 9(b), and 9(c) bonds are tax-supported general obligation bonds and are backed by the full faith, credit, and taxing power of the Commonwealth. No other long-term debt or obligations are backed by the full faith, credit, and taxing power of the Commonwealth.

Section 9(d) bonds are revenue bonds and are not backed by the full faith, credit and taxing power of the Commonwealth. These bonds are not general obligation bonds and are not deemed to constitute a legal liability of the Commonwealth. This debt may be supported by state appropriations in whole or in part, as in the case of certain debt of the VPA (nonmajor component unit). Other 9(d) revenue bonds are payable from general revenues of the component units, or from revenues of specific revenue-producing capital projects such as the teaching hospitals, dormitories, student centers, and dining halls at the various colleges and universities (component units). Additionally, the 9(d) Transportation Bonds (primary government) are payable solely from revenues or earnings, and other available sources of funds appropriated by the General Assembly.

Certain 9(d) bonds are considered, with 9(a), 9(b), and 9(c) bonds, to be tax-supported debt of the Commonwealth. Tax-supported debt includes all bond issues and short-term debt supported by tax revenues (net of sinking fund requirements), for which debt service payments are made or are ultimately pledged to be made from general governmental funds.

Other 9(d) revenue bonds are considered debt not supported by taxes. For this debt, the Commonwealth has no direct or indirect pledge of tax revenues. However, in some cases, the Commonwealth has made

a moral obligation pledge. A government's moral obligation pledge provides a deficiency make-up for bondholders should underlying project revenues prove insufficient. The mechanics involve funding a debt service reserve fund when the bonds are issued. If a revenue deficiency exists, reserve fund monies are used to pay bondholders. The issuer then informs the legislative body requesting that it replenish the reserve fund before subsequent debt service is due. The legislative body may, but is not legally required to, replenish the reserve fund. These bonds are considered to be moral obligation debt.

The following schedule presents the total long-term liabilities of the Commonwealth, and the portion of these amounts which are due within one year, as reported on the Government-wide Statement of Net Assets.

Total Long-term Liabilities		
June 30, 2009		
	Balance At June 30	Amount Due Within One Year
<i>(Dollars in Thousands)</i>		
Primary Government:		
Governmental Activities: (1)		
General Obligation Bonds: (2)		
9(b) Transportation Facilities (3)	\$ 12,695	\$ 5,715
9(b) Public Facilities (3)	1,027,941	76,679
9(c) Parking Facilities (3)	6,526	1,047
9(c) Transportation Facilities (3)	30,358	1,900
Total General Obligation Bonds	1,077,520	85,341
Nongeneral Obligation Bonds - 9(d):		
Transportation Debt (3) (4)	1,457,296	176,790
Virginia Public Building Authority (3)	2,092,662	136,090
Total Nongeneral Obligation Bonds	3,549,958	312,880
Other Long-term Obligations:		
Pension Liability	989,517	-
OPEB Liability	117,604	-
Compensated Absences	336,072	162,720
Capital Lease Obligations	102,913	10,154
Pollution Remediation Obligations	2,472	1,094
Regional Jail Financing Payable	8,231	1,786
Notes Payable	97,017	3,126
Installment Purchase Obligations	61,966	6,581
Industrial Development Authority Obligations	10,025	4,875
Economic Development Authority Obligations (3)	93,442	3,515
Other Liabilities	22,302	3,800
Total Other Long-term Obligations	1,841,561	197,651
Total Governmental Activities (3)	6,469,039	595,872
Business-type Activities: (1) (5)		
Other Long-term Obligations:		
Pension Liability	21,368	-
OPEB Liability	2,973	-
Compensated Absences	8,955	4,533
Capital Lease Obligations	1,919	547
Installment Purchase Obligations	964	777
Tuition Benefits Payable	1,909,786	129,621
Lottery Prizes Payable	293,165	61,062
Total Other Long-term Obligations	2,239,130	196,540
Total Business-type Activities	2,239,130	196,540
Total Primary Government	8,708,169	792,412

Total Long-term Liabilities

June 30, 2009

	Balance At June 30	Amount Due Within One Year
<i>(Dollars in Thousands)</i>		
Component Units:		
General Obligation Bonds: (2)		
Higher Education Fund - 9(c) Bonds (3)	573,550	40,832
Nongeneral Obligation Bonds:		
Higher Education Institutions - 9(d) (3) (5)	1,356,659	23,840
Virginia College Building Authority (3)	1,203,701	96,746
Innovative Technology Authority	5,415	935
Virginia Port Authority (3) (6)	424,427	11,818
Virginia Housing Development Authority (3)	6,754,384	309,239
Virginia Resources Authority (3) (7)	2,466,426	75,882
Virginia Public School Authority (3) (5)	3,258,258	208,237
Hampton Roads Sanitation District Commission (5)	360,136	12,967
Virginia Biotechnology Research Park Authority (3) (8)	46,974	2,758
Foundations (5) (9)	853,831	16,360
Total Nongeneral Obligation Bonds	<u>16,730,211</u>	<u>758,782</u>
Other Long-term Obligations:		
Pension Liability (10)	420,996	-
OPEB Liability (11)	121,736	-
Compensated Absences	237,832	156,557
Capital Lease Obligations	113,687	8,188
Notes Payable (5)	1,649,031	234,801
Installment Purchase Obligations	156,236	18,585
Trust and Annuity Obligations (5) (12)	1,106	-
Other Liabilities (5)	300,535	61,487
Total Other Long-term Obligations (Excluding Foundations)	<u>3,001,159</u>	<u>479,618</u>
Other Long-term Obligations (Foundations): (5) (9)		
Pension Liability	62,020	-
OPEB Liability	7	-
Compensated Absences	9,548	5,746
Capital Lease Obligations	3,906	366
Notes Payable	210,740	16,795
Installment Purchase Obligations	12	11
Trust and Annuity Obligations (12)	73,061	2,877
Other Liabilities	80,938	5,805
Total Other Long-term Obligations - Foundations	<u>440,232</u>	<u>31,600</u>
Total Other Long-term Obligations	<u>3,441,391</u>	<u>511,218</u>
Total Component Units	<u>20,745,152</u>	<u>1,310,832</u>
Total Long-term Liabilities	<u>\$ 29,453,321</u>	<u>\$ 2,103,244</u>

- Pursuant to GASB Statement No. 34, governmental activities include internal service funds. Business-type activities are considered enterprise funds.
- Total general obligation debt of the Commonwealth is \$1.65 billion.
- Amounts are net of any unamortized discounts, premiums, and deferrals.
- This debt includes \$548.7 million that is not supported by taxes.
- This debt is not supported by taxes.
- This debt includes \$224 million that is not supported by taxes.
- This debt is not supported by taxes; however, \$726.4 million from VRA is considered moral obligation debt.
- This debt includes \$1.6 million that is not supported by taxes.
- Foundations represent FASB reporting entities defined in Note 1.B.
- This includes pension obligations that do not relate to the Virginia Retirement System from Virginia Commonwealth University of \$5.1 million and Virginia Port Authority of \$5.8 million. It does not include pension obligations from fiduciary funds of \$5.5 million.
- This includes OPEB obligations that do not relate to the Virginia Retirement System from University of Virginia of \$7.6 million, Hampton Roads Sanitation District Commission of \$1.0 million, and Virginia Port Authority of \$85,079. It does not include OPEB obligations from fiduciary funds of \$892,315.
- These generally represent split-interest agreements that represent donor contributed assets with the requirement that an annual distribution be made to the donor or specified beneficiary. The annual distributions are usually for a fixed dollar amount or a fixed percentage of the trust's fair market value. The present value of these commitments is reported as Trust and Annuity Obligations.

Primary Government

Transportation Facilities Debt

Transportation Facilities Bonds include \$12,695,598 of Section 9(b) general obligation bonds, \$30,358,010 of Section 9(c) general obligation bonds and \$908,600,722 of Section 9(d) revenue bonds. The Transportation Facilities Section 9(d) debt of \$1,457,295,750 includes \$548,695,028 of outstanding Commonwealth of Virginia Federal Highway Reimbursement Anticipation Notes in addition to the outstanding Section 9(d) revenue bonds. 9(b) Principal and interest requirements for the current year totaled \$6,272,000. 9(c) Principal and interest requirements for the current year totaled \$37,691,106. 9(d) Principal and interest requirements for the current year totaled \$233,549,494. The Section 9(b) Transportation Facilities bonds represent Powhite Refunding Bonds. The Section 9(c) Transportation Facilities Bonds were issued to fund the construction and improvement of the Omer L. Hirst - Adalard L. Brault Expressway and the George P. Coleman Bridge. The Section 9(d) Transportation Facilities Bonds were issued to fund the construction of State Route 28, U.S. Route 58, the Northern Virginia Transportation District Program, and the Oak Grove Connector (Chesapeake). The Commonwealth of Virginia Federal Highway Reimbursement Anticipation Notes were issued to finance various capital transportation projects throughout the Commonwealth. The interest rates for these bonds range from 2.00 percent to 7.25 percent and the issuance dates range from June 28, 1989, to February 15, 2007.

The following schedules detail the annual funding requirements necessary to amortize Transportation Facilities 9(b) and 9(c) bonds and 9(d) debt:

9(b) TRANSPORTATION FACILITIES BONDS Debt Service Requirements to Maturity

Maturity	Principal	Interest	Total
2010	\$ 5,715,000	\$ 586,250	\$ 6,301,250
2011	6,010,000	300,500	6,310,500
Less:			
Deferral on			
Debt Defeasance	(236,600)	-	(236,600)
Add:			
Unamortized Premium	1,207,198	-	1,207,198
Total	<u>\$ 12,695,598</u>	<u>\$ 886,750</u>	<u>\$ 13,582,348</u>

9(c) TRANSPORTATION FACILITIES BONDS Debt Service Requirements to Maturity

Maturity	Principal	Interest	Total
2010	\$ 1,900,000	\$ 1,288,600	\$ 3,188,600
2011	1,975,000	1,212,600	3,187,600
2012	2,080,000	1,113,850	3,193,850
2013	2,185,000	1,009,850	3,194,850
2014	2,290,000	900,600	3,190,600
2015-2019	13,115,000	2,837,750	15,952,750
2020-2024	6,015,000	363,200	6,378,200
Less:			
Deferral on			
Debt Defeasance	(66,800)	-	(66,800)
Add:			
Unamortized Premium	864,810	-	864,810
Total	<u>\$ 30,358,010</u>	<u>\$ 8,726,450</u>	<u>\$ 39,084,460</u>

9(d) TRANSPORTATION FACILITIES DEBT Debt Service Requirements to Maturity

Maturity	Principal	Interest	Total
2010	\$ 176,790,000	\$ 62,494,074	\$ 239,284,074
2011	185,490,000	53,622,681	239,112,681
2012	141,000,000	45,637,178	186,637,178
2013	145,655,000	38,593,144	184,248,144
2014	89,095,000	32,987,930	122,082,930
2015-2019	405,995,483	100,658,271	506,653,754
2020-2024	182,515,473	29,655,856	212,171,329
2025-2029	41,345,534	2,472,500	43,818,034
2030-2034	5,457,177	-	5,457,177
Less:			
Deferral on			
Debt Defeasance	(3,817,300)	-	(3,817,300)
Add:			
Accretion on Capital			
Appreciation			
Bonds	14,526,062	-	14,526,062
Unamortized Premium	73,243,321	-	73,243,321
Total	<u>\$ 1,457,295,750</u>	<u>\$ 366,121,634</u>	<u>\$ 1,823,417,384</u>

Fairfax Economic Development Authority Obligations

In fiscal year 2006, the Fairfax County Economic Development Authority (EDA) issued Section 9(d) revenue bonds to pay for the Commonwealth's (VDOT) costs of the planning, design and construction of a transportation infrastructure and related public safety operations complex to be developed on the contiguous sites in the county commonly referred to as "Camp 30" for the joint use of VDOT and the county. The Commonwealth's obligation is set out in a payment agreement between Fairfax County EDA and the Commonwealth of Virginia, Department of Transportation, in which the Commonwealth agrees to make payments equal to the debt service from amounts appropriated by the General Assembly. The interest rates for these bonds range from 4.25 percent to 5.00 percent and the issue date was April 12, 2006. The principal and interest requirements for current year totaled \$7,825,688. The following schedule details the annual funding requirements necessary to repay these bonds:

FAIRFAX COUNTY ECONOMIC DEVELOPMENT AUTHORITY
Debt Service Requirements to Maturity

<i>Maturity</i>	<i>Principal</i>	<i>Interest</i>	<i>Total</i>
2010	\$ 3,515,000	\$ 4,313,437	\$ 7,828,437
2011	3,690,000	4,137,688	7,827,688
2012	3,875,000	3,953,188	7,828,188
2013	4,070,000	3,759,438	7,829,438
2014	4,270,000	3,555,937	7,825,937
2015-2019	24,790,000	14,354,437	39,144,437
2020-2024	31,145,000	7,996,575	39,141,575
2025-2026	14,625,000	1,030,850	15,655,850
Add:			
Unamortized Premium	3,461,650	-	3,461,650
Total	\$ 93,441,650	\$ 43,101,550	\$ 136,543,200

Public Facilities Bonds

Section 9(b) general obligation bonds consist of Public Facilities Bonds, Series 1996 Refunding, Series 1997, Series 1998 Refunding, Series 1998, Series 1999A, Series 2002 Refunding, Series 2003A Refunding, Series 2004A, Series 2004B Refunding, Series 2005A, Series 2006A Refunding, Series 2006B, Series 2007A, Series 2007B, Series 2008A, Series 2008B Refunding, and Series 2009A. Bonds were issued to fund construction projects for higher educational institutions, mental health, and/or park facilities. The Series 2003A bonds were issued to advance refund outstanding Series 1993A and B, Series 1994, and Series 1996 bonds. The Series 2004B bonds were issued to advance refund outstanding Series 1997, Series 1998, and Series 1999A bonds. The Series 2006A bonds were issued to advance refund outstanding Series 1996 bonds. The Series 2009 Bonds were issued to advance refund outstanding Series 1998 bonds. Principal and interest requirements for the current year totaled \$114,661,076. The interest rates for all bonds range from 2.0 percent to 5.5 percent and the issuance dates range from June 6, 1996, to June 25, 2009. The following schedule details the annual funding requirements necessary to repay these bonds:

9(b) PUBLIC FACILITIES BONDS
Debt Service Requirements to Maturity

<i>Maturity</i>	<i>Principal</i>	<i>Interest</i>	<i>Total</i>
2010	\$ 76,678,685	\$ 45,545,942	\$ 122,224,627
2011	76,545,309	42,481,907	119,027,216
2012	76,356,071	38,948,204	115,304,275
2013	76,142,178	35,281,196	111,423,374
2014	71,100,000	31,671,313	102,771,313
2015-2019	269,495,000	112,946,888	382,441,888
2020-2024	229,805,000	55,893,506	285,698,506
2025-2029	107,955,000	11,115,094	119,070,094
Less:			
Deferral on			
Debt Defeasance	(7,456,300)	-	(7,456,300)
Add:			
Unamortized Premium	51,319,806	-	51,319,806
Total	\$ 1,027,940,749	\$ 373,884,050	\$ 1,401,824,799

Parking Facilities Bonds

Section 9(c) general obligation bonds consist of Parking Facilities Bonds, Series 1996, 2002 Refunding, 2003A, 2004A and 2006A Refunding. The Series 1996 bonds were issued to fund the renovation of the Seventh and Marshall Street parking deck. The Series 2002 Refunding bonds were issued to advance refund outstanding Series 1996 and Series 1993 Refunding bonds. The Series 2004A bonds were issued to fund the renovation of the Ninth and Franklin Street parking deck. The Series 2006A Refunding bonds were issued to advance refund outstanding Series 1996 outstanding bonds. The interest rates for these bonds range from 2.5 percent to 5.7 percent and the issuance dates range from June 6, 1996, to March 15, 2006. Current year principal and interest requirements totaled \$1,357,202.

The following schedule details the annual funding requirements necessary to repay these bonds:

9(c) PARKING FACILITIES BONDS
Debt Service Requirements to Maturity

<i>Maturity</i>	<i>Principal</i>	<i>Interest</i>	<i>Total</i>
2010	\$ 1,046,985	\$ 307,004	\$ 1,353,989
2011	1,068,102	254,655	1,322,757
2012	260,000	204,000	464,000
2013	270,000	191,000	461,000
2014	280,000	177,500	457,500
2015-2019	1,490,000	672,000	2,162,000
2020-2024	1,860,000	270,200	2,130,200
Less:			
Deferral on			
Debt Defeasance	(176,500)	-	(176,500)
Add:			
Unamortized Premium	427,943	-	427,943
Total	\$ 6,526,530	\$ 2,076,359	\$ 8,602,889

Virginia Public Building Authority

Virginia Public Building Authority (VPBA) Section 9(d) bonds consist of Series 1992B, 1995A, 1996A Refunding, 1997A, 1998A Refunding, 1998B, 1999A, 1999B, 2000A, 2001A, 2002A, 2003A Refunding, 2004A Refunding, 2004B, 2004C Refunding, 2004D Refunding, 2005A Refunding, 2005B Refunding, 2005C, 2005D, 2006A, 2006B, 2007A, 2008A Refunding, 2008B, 2009A, 2009B, 2009C, and 2009D Refunding. All bonds were issued for the purpose of constructing, improving, furnishing, maintaining, and acquiring public buildings for the use of the Commonwealth and also to reimburse localities, regional jail authorities or other combination of localities under the Regional Jail Financing Program. The Series 2004C and 2005A bonds were issued to refinance certain capital lease obligations of the Commonwealth. The Series 2004D bonds were issued to advance refund outstanding Series 1997A, Series 1999B, and Series 2000A bonds. The Series 2005B bonds were issued to advance refund outstanding Series 1996A, Series 1998B, and Series 1999A bonds. The Series 2008A bonds were issued to advance refund outstanding series 1998A Refunding bonds. The Series 2009D bonds were issued to advance refund outstanding series 2001A and 2002A Revenue bonds.

The interest rates for all fixed rate bonds range from 2.5 percent to 6.6 percent and the issuance dates range from August 1, 1992, to June 3, 2009. The Series 2005D bonds are variable rate bonds and the rates are reset weekly by the remarketing agent. Current year principal and interest requirements totaled \$202,524,429. The following schedule details the annual funding requirements necessary to repay these bonds:

9(d) VIRGINIA PUBLIC BUILDING AUTHORITY BONDS
Debt Service Requirements to Maturity

<i>Maturity</i>	<i>Principal</i>	<i>Interest</i>	<i>Total</i>
2010	\$ 136,090,000	\$ 86,410,056	\$ 222,500,056
2011	151,085,000	84,742,413	235,827,413
2012	150,515,000	77,818,259	228,333,259
2013	151,825,000	70,535,563	222,360,563
2014	141,745,000	63,363,834	205,108,834
2015-2019	599,135,000	220,069,861	819,204,861
2020-2024	384,625,000	106,934,181	491,559,181
2025-2029	273,860,000	29,885,150	303,745,150
2030-2034	16,345,000	399,063	16,744,063
Deferral on			
Debt Defeasance	(26,517,882)	-	(26,517,882)
Unaccreted Capital			
Appreciation			
Bonds	(582,905)	-	(582,905)
Add:			
Unamortized Premium	114,537,529	-	114,537,529
Total	<u>\$ 2,092,661,742</u>	<u>\$ 740,158,380</u>	<u>\$ 2,832,820,122</u>

Regional Jail Financing Program

The Regional Jail Financing Program of the Commonwealth of Virginia Treasury Board was created during the 1993 Session of the General Assembly to establish a method of reimbursing localities, regional jail authorities or other combination of localities for a portion of the capital and financing costs of a jail project, made pursuant to Sections 53.1-80, 53.1-81, or 53.1-82 of the *Code of Virginia*. The General Assembly, upon recommendation from the Department of Planning and Budget, may determine to reimburse localities for approved capital costs over time through a contractual reimbursement agreement between the localities or authority and the Treasury Board. The Board of Corrections determines the amount of reimbursable capital costs. If approved for reimbursement over time, the Treasury Board determines the amount of reimbursable financing costs and calculates the periodic reimbursement payments.

In 1996, the General Assembly adopted legislation that authorized funding of jail project reimbursements through bonds issued by the Virginia Public Building Authority (VPBA). As of June 30, 1998, all future jail reimbursements were approved for funding through the VPBA as opposed to the Treasury Board. All reimbursements whether up front or over time, are subject to appropriation by the General Assembly. Current year principal and interest requirements totaled \$2,633,789.

The following schedule details the annual funding requirements necessary to repay these obligations:

REGIONAL JAILS FINANCING
Financial Obligations to Maturity

<i>Calendar Year</i>	<i>Capital</i>	<i>Financing</i>	
<i>Obligations</i>	<i>Costs</i>	<i>Costs</i>	<i>Total</i>
2010	\$ 1,785,867	\$ 847,422	\$ 2,633,289
2011	1,827,477	808,212	2,635,689
2012	1,869,189	766,526	2,635,715
2013	1,911,009	725,511	2,636,520
2014	837,165	(646,926)	190,239
Total	<u>\$ 8,230,707</u>	<u>\$ 2,500,745</u>	<u>\$ 10,731,452</u>

Industrial Development Authority Obligations

In fiscal year 2002, the Newport News Industrial Development Authority (IDA) issued Section 9(d) revenue bonds to pay a portion of the cost of construction and equipping of the Virginia Advanced Shipbuilding and Carrier Integration Center for use by the Newport News Shipbuilding and Dry Dock Company. The Commonwealth's obligation is set out in a payment agreement between Newport News IDA and the Treasury Board, in which the Treasury Board agrees to make payments equal to the debt service from amounts appropriated by the General Assembly. The interest rates for these bonds range from 2.75 percent to 5.03 percent and the issue date was July 27, 2000. Current year principal and interest requirements totaled \$5,269,797. The following schedule details the annual funding requirements necessary to repay these bonds:

NEWPORT NEWS INDUSTRIAL DEVELOPMENT AUTHORITY
Debt Service Requirements to Maturity

<i>Maturity</i>	<i>Principal</i>	<i>Interest</i>	<i>Total</i>
2010	\$ 4,875,000	\$ 417,313	\$ 5,292,313
2011	5,150,000	141,625	5,291,625
Total	<u>\$ 10,025,000</u>	<u>\$ 558,938</u>	<u>\$ 10,583,938</u>

Component Units

Higher Education Institution Bonds

Higher Education Institution Bonds are comprised of both 9(c) general obligation bonds and 9(d) revenue bonds. Section 9(d) bonds are from several sources as shown on the following schedule (dollars in thousands):

College and university bonds backed by
pledge of general revenue or revenue
from specific revenue-producing
capital projects \$ 1,077,484

College and university debt backed
exclusively by pledged revenues
of an institution 279,175

Total Higher Education Institution
9(d) debt \$ 1,356,659

The interest rates for these bonds range from 0.32 percent to 9.25 percent and the issuance dates range from June 30, 1979 to November 25, 2008. The VCBA Series 2006B and 2006C bonds, the Virginia Commonwealth University Health System Authority (a blended component unit of the Virginia Commonwealth University) Series 2005 and 2008 bonds, and the UVA Series 2003A bonds are variable rate bonds and the rates are reset weekly by the remarketing agent.

The following schedules detail the annual funding requirements necessary to amortize Higher Education Institution 9(c) and 9(d) bonds:

9(c) HIGHER EDUCATION INSTITUTION BONDS
Debt Service Requirements to Maturity

Maturity	Principal	Interest	Total
2010	\$ 40,094,331	\$ 26,920,092	\$ 67,014,423
2011	38,143,589	25,124,998	63,268,587
2012	34,823,929	23,274,046	58,097,975
2013	35,512,821	21,545,704	57,058,525
2014	30,705,000	19,829,788	50,534,788
2015-2019	146,665,000	76,299,682	222,964,682
2020-2024	127,345,000	44,349,325	171,694,325
2025-2029	90,075,000	15,962,269	106,037,269
2030-2034	20,835,000	2,770,725	23,605,725
2035-2039	2,685,000	258,875	2,943,875
Deferral on Debt Defeasance	(8,012,900)	-	(8,012,900)
Add: Unamortized Premium	14,677,795	-	14,677,795
Total	\$ 573,549,565	\$ 256,335,504	\$ 829,885,069

9(d) HIGHER EDUCATION INSTITUTION BONDS
Debt Service Requirements to Maturity

Maturity	Principal	Interest	Total
2010	\$ 23,856,067	\$ 38,902,228	\$ 62,758,295
2011	24,514,726	38,075,123	62,589,849
2012	25,478,496	37,208,604	62,687,100
2013	26,492,380	36,223,320	62,715,700
2014	26,376,381	35,169,190	61,545,571
2015-2019	124,166,285	159,065,168	283,231,453
2020-2024	119,531,936	135,200,090	254,732,026
2025-2029	119,300,000	116,521,486	235,821,486
2030-2034	186,665,000	101,120,666	287,785,666
2035-2039	341,290,000	68,061,678	409,351,678
2040-2044	330,915,000	254,045,750	584,960,750
Less: Deferral on Debt Defeasance	(9,365,798)	-	(9,365,798)
Add: Unamortized Premium	17,438,965	-	17,438,965
Total	\$ 1,356,659,438	\$ 1,019,593,303	\$ 2,376,252,741

9(d) VIRGINIA COLLEGE BUILDING AUTHORITY BONDS
Debt Service Requirements to Maturity

Maturity	Principal	Interest	Total
2010	\$ 93,315,000	\$ 45,523,052	\$ 138,838,052
2011	86,905,000	46,022,393	132,927,393
2012	78,165,000	42,100,833	120,265,833
2013	63,125,000	38,568,809	101,693,809
2014	65,970,000	35,790,402	101,760,402
2015-2019	321,985,000	134,248,671	456,233,671
2020-2024	278,890,000	68,460,328	347,350,328
2025-2029	161,315,000	19,967,759	181,282,759
Less: Deferral on Debt Defeasance	(5,526,600)	-	(5,526,600)
Add: Unamortized Premium	59,557,435	-	59,557,435
Total	\$ 1,203,700,835	\$ 430,682,247	\$ 1,634,383,082

Various higher education institutions' foundations (component units) and a museum foundation (component unit) have bonds outstanding as of year-end. The purpose of a majority of these bonds is for construction, property acquisition, and defeasance of prior debt. The following schedule details the future principal payments:

FOUNDATIONS' BONDS (1)
Debt Service Requirements to Maturity

Maturity	Principal
2010	\$ 16,361,251
2011	13,786,887
2012	14,535,907
2013	16,233,817
2014	28,486,360
Thereafter	762,461,279
Mark-to-market estimate of bank swap transactions	1,965,604
Total	\$ 853,831,105

Note (1): Foundations represent FASB reporting entities defined in Note 1.B.

Innovative Technology Authority

The Innovative Technology Authority (ITA) has issued Taxable Lease Revenue Bonds, Series 1989, and Series 1997 Refunding. The Series 1989 bonds were issued to cover a portion of the costs related to the construction of a software development center and office building. Series 1997 bonds were issued to advance refund \$11.2 million of the outstanding 1989 bonds.

The 1989 bonds had an average interest rate of 10.3 percent and the 1997 bonds have an average interest rate of 7.4 percent. The bonds were issued on March 1, 1989, and May 1, 1997, respectively. The following schedule details the annual funding requirements necessary to amortize ITA bonds:

9(d) INNOVATIVE TECHNOLOGY AUTHORITY BONDS
Debt Service Requirements to Maturity

Maturity	Principal	Interest	Total
2010	\$ 935,000	\$ 407,208	\$ 1,342,208
2011	1,015,000	336,896	1,351,896
2012	1,090,000	260,568	1,350,568
2013	1,155,000	178,600	1,333,600
2014	1,220,000	91,744	1,311,744
Total	\$ 5,415,000	\$ 1,275,016	\$ 6,690,016

Virginia Port Authority

The Virginia Port Authority (VPA) has issued Section 9(d) revenue bonds and notes pursuant to powers provided to its board of commissioners by the *Code of Virginia*. The interest rates for these bonds range from 3.0 percent to 6.0 percent and the issuance dates range from October 23, 1996, to April 11, 2007. Series 1998 bonds were issued to advance refund \$71.0 million of the outstanding Series 1988 bonds. Series 2006A bonds were issued to advance refund \$22.9 million of outstanding Series 1996 bonds. The following schedule details the annual funding requirements necessary to amortize VPA bonds:

9(d) VIRGINIA PORT AUTHORITY DEBT
Debt Service Requirements to Maturity

Maturity	Principal	Interest	Total
2010	\$ 11,205,000	\$ 22,694,675	\$ 33,899,675
2011	11,760,000	21,426,491	33,186,491
2012	12,330,000	19,870,508	32,200,508
2013	12,935,000	19,280,908	32,215,908
2014	13,575,000	18,659,301	32,234,301
2015-2019	70,905,000	82,594,712	153,499,712
2020-2024	82,260,000	63,717,259	145,977,259
2025-2029	95,310,000	41,469,492	136,779,492
2030-2034	63,715,000	20,504,485	84,219,485
2035-2039	40,365,000	5,055,163	45,420,163
Less:			
Deferral on			
Debt Defeasance	(1,031,858)	-	(1,031,858)
Add:			
Unamortized Premium	11,098,426	-	11,098,426
Total	\$ 424,426,568	\$ 315,272,994	\$ 739,699,562

Virginia Housing Development Authority

The Virginia Housing Development Authority (VHDA) issued Section 9(d) revenue bonds. The interest rates for these bonds range from 3.23 percent to 8.18 percent and the origination dates range from April 1, 1983, to June 17, 2009. The following schedule details the annual funding requirements necessary to amortize these bonds:

9(d) VIRGINIA HOUSING DEVELOPMENT AUTHORITY BONDS
Debt Service Requirements to Maturity

Maturity	Principal	Interest	Total
2010	\$ 309,238,820	\$ 338,349,280	\$ 647,588,100
2011	258,470,000	326,677,853	585,147,853
2012	284,140,000	315,798,754	599,938,754
2013	277,985,000	303,749,550	581,734,550
2014	277,210,000	291,430,760	568,640,760
2015-2019	1,373,445,000	1,259,816,499	2,633,261,499
2020-2024	1,246,475,000	911,358,134	2,157,833,134
2025-2029	1,072,315,000	599,901,109	1,672,216,109
2030-2034	891,778,097	340,625,961	1,232,404,058
2035-2039	669,365,057	128,633,852	797,998,909
2040-2044	71,985,000	7,561,428	79,546,428
Add:			
Unamortized			
Premium	21,977,000	-	21,977,000
Total	\$ 6,754,383,974	\$ 4,823,903,180	\$ 11,578,287,154

Virginia Resources Authority

The Virginia Resources Authority (VRA) issued Section 9(d) revenue bonds. The interest rates for these bonds range from 1.36 percent to 8.70 percent and the origination dates range from December 1, 1985, to April 15, 2009. The following schedule details the annual funding requirements necessary to amortize these bonds:

9(d) VIRGINIA RESOURCES AUTHORITY BONDS
Debt Service Requirements to Maturity

Maturity	Principal	Interest	Total
2010	\$ 67,825,000	\$ 108,766,780	\$ 176,591,780
2011	85,030,000	107,378,537	192,408,537
2012	99,545,000	103,654,873	203,199,873
2013	110,745,000	99,227,867	209,972,867
2014	116,205,000	94,421,927	210,626,927
2015-2019	635,925,000	389,063,633	1,024,988,633
2020-2024	536,670,000	249,077,469	785,747,469
2025-2029	455,940,000	130,735,503	586,675,503
2030-2034	226,090,000	45,754,921	271,844,921
2035-2039	98,315,000	9,124,500	107,439,500
2040-2044	1,345,000	65,525	1,410,525
Less:			
Unaccreted			
Capital			
Appreciation			
Bonds	(45,623,851)	-	(45,623,851)
Add:			
Unamortized			
Premium	78,414,412	-	78,414,412
Total	\$ 2,466,425,561	\$ 1,337,271,535	\$ 3,803,697,096

Virginia Public School Authority

The Virginia Public School Authority (VPSA) issued Section 9(d) revenue bonds. The interest rates for these bonds range from 2.0 percent to 6.0 percent, and the origination dates range from November 20, 1997, to May 7, 2009. The following schedule details the annual funding requirements necessary to amortize these bonds:

9(d) VIRGINIA PUBLIC SCHOOL AUTHORITY BONDS
Debt Service Requirements to Maturity

Maturity	Principal	Interest	Total
2010	\$ 208,370,000	\$ 151,099,270	\$ 359,469,270
2011	217,235,000	142,404,273	359,639,273
2012	216,180,000	131,764,007	347,944,007
2013	204,110,000	121,463,860	325,573,860
2014	201,160,000	111,668,541	312,828,541
2015-2019	944,132,063	414,091,697	1,358,223,760
2020-2024	732,010,000	207,337,947	939,347,947
2025-2029	420,425,000	67,115,394	487,540,394
2030-2034	82,920,000	11,835,825	94,755,825
2035-2039	13,280,000	967,025	14,247,025
Less:			
Deferral on			
Debt Defeasance	(38,523,700)	-	(38,523,700)
Add:			
Unamortized Premium	56,959,724	-	56,959,724
Total	<u>\$ 3,258,258,087</u>	<u>\$ 1,359,747,839</u>	<u>\$ 4,618,005,926</u>

Hampton Roads Sanitation District Commission

The Hampton Roads Sanitation District Commission issued bonds under a Master Trust Indenture and a Trust Agreement dated December 1, 1993, and March 1, 2003. The interest cost for these bonds range from 2.5 percent to 4.75 percent. The following schedule details the annual funding requirements necessary to amortize these bonds:

HAMPTON ROADS SANITATION DISTRICT COMMISSION
Debt Service Requirements to Maturity

Maturity	Principal	Interest	Total
2010	\$ 12,967,000	\$ 15,071,000	\$ 28,038,000
2011	13,499,000	14,549,000	28,048,000
2012	13,952,000	14,038,000	27,990,000
2013	14,864,000	15,239,000	30,103,000
2014	15,337,000	14,652,000	29,989,000
2015-2019	60,789,000	64,432,000	125,221,000
2020-2024	55,389,000	52,873,000	108,262,000
2025-2029	58,066,000	38,763,000	96,829,000
2030-2034	58,789,000	23,475,000	82,264,000
2035-2039	56,484,000	7,234,000	63,718,000
Total	<u>\$ 360,136,000</u>	<u>\$ 260,326,000</u>	<u>\$ 620,462,000</u>

Virginia Biotechnology Research Partnership Authority

The Virginia Biotechnology Research Partnership Authority issued Series 1996, 1998, 1999A, 1999B, and 2001 Commonwealth of Virginia Lease Revenue bonds. Coupon interest rates range from 4.0 percent to 6.4 percent. The Series 1996 Virginia Biotechnology Research Partnership Authority Lease Revenue Bonds were refinanced with VPBA Series 2005A bonds on March 1, 2005.

VIRGINIA BIOTECH RESEARCH AUTHORITY
Debt Service Requirements to Maturity

Maturity	Principal	Interest	Total
2010	\$ 2,730,000	\$ 2,266,069	\$ 4,996,069
2011	2,860,000	2,146,894	5,006,894
2012	3,005,000	2,010,057	5,015,057
2013	3,175,000	1,851,800	5,026,800
2014	3,355,000	1,682,829	5,037,829
2015-2019	18,285,000	5,681,646	23,966,646
2020-2024	13,225,000	1,014,375	14,239,375
Add:			
Unamortized Premium	339,227	-	339,227
Total	<u>\$ 46,974,227</u>	<u>\$ 16,653,670</u>	<u>\$ 63,627,897</u>

Total principal outstanding at June 30, 2009, on all component unit bonds amounted to \$17.3 billion.

In addition to the above obligations, the Virginia Small Business Financing Authority (nonmajor component unit) has issued Industrial Development Revenue Bonds to provide financial assistance to private sector entities for the acquisition and construction of industrial and commercial facilities deemed to be in the public interest. The bonds are secured by the property financed and are payable solely from payments received on the underlying mortgage loans. Upon repayment of the bonds, ownership of the acquired facilities transfers to the private sector entity served by the bond issuance. Neither the Small Business Financing Authority, nor the Commonwealth is obligated in any manner for repayment of the bonds. Accordingly, the bonds are not reported as liabilities on the accompanying financial statements.

Total principal outstanding at June 30, 2009, of the Industrial Development Revenue Bonds is \$539.1 million.

The following schedule summarizes the changes in long-term liabilities:

Schedule of Changes in Long-term Debt and Obligations (1) (2)

(Dollars in Thousands)

	Balance July 1, 2008 (as restated)	Issuances and Other Increases	Retirements and Other Decreases	Subtotal June 30, 2009
Primary Government				
Governmental Activities:				
Long-term Debt Bearing the Pledge of the Full Faith and Credit of the Commonwealth:				
General Obligation Bonds - 9(b) and 9(c):				
Public Facilities Bonds (3)	\$ 877,400	\$ 205,458	\$ (98,781)	\$ 984,077
Parking Facilities Bonds (3)	7,275	-	(1,000)	6,275
Transportation Facilities Bonds (3)	76,124	-	(34,839)	41,285
Add: Unamortized Premium	51,644	8,114	(5,939)	53,819
Less: Unamortized Discount	(183)	183	-	-
Deferral on Debt Defeasance	(10,271)	3,204	(869)	(7,936)
Total General Obligation Bonds	<u>1,001,989</u>	<u>216,959</u>	<u>(141,428)</u>	<u>1,077,520</u>
Long-term Debt / Obligations Not Bearing the Pledge of the Full Faith and Credit of the Commonwealth:				
Transportation Facilities Bonds (3)	1,536,304	-	(162,960)	1,373,344
Virginia Public Building Authority Bonds (3)	1,664,445	508,740	(167,960)	2,005,225
Regional Jails Financing Payable	9,980	-	(1,749)	8,231
Industrial Development Authority Obligations	14,640	-	(4,615)	10,025
Economic Development Authority Obligations (3)	93,325	-	(3,345)	89,980
Add: Unamortized Premium	172,645	38,233	(19,635)	191,243
Accretion on Capital Appreciation Bonds	12,049	2,477	-	14,526
Less: Unamortized Discount	(2,117)	1,535	-	(582)
Deferral on Debt Defeasance	(34,400)	8,861	(4,797)	(30,336)
Installment Purchase Obligations	54,761	21,833	(14,628)	61,966
Notes Payable - Virginia Public Broadcasting Board	8,520	-	(2,690)	5,830
Notes Payable - Transportation	12,325	-	(4,325)	8,000
Notes Payable - Aviation	2,195	-	(286)	1,909
Notes Payable - Tax Refund (5)	-	81,278	-	81,278
Compensated Absences	345,361	3,872	(13,161)	336,072
Capital Lease Obligations	113,477	2,483	(13,047)	102,913
Pension Liability	878,579	110,940	(2)	989,517
OPEB Liability	57,473	60,131	-	117,604
Pollution Remediation Liability (6)	2,997	-	(525)	2,472
Other	20,203	5,293	(3,194)	22,302
Total Long-term Debt / Obligations Not Bearing the Pledge of the Full Faith and Credit of the Commonwealth	<u>4,962,762</u>	<u>845,676</u>	<u>(416,919)</u>	<u>5,391,519</u>
Total Governmental Activities	<u>5,964,751</u>	<u>1,062,635</u>	<u>(558,347)</u>	<u>6,469,039</u>
Business-type Activities:				
Long-term Debt / Obligations Not Bearing the Pledge of the Full Faith and Credit of the Commonwealth:				
Installment Purchase Obligations	1,735	-	(771)	964
Capital Lease Obligations	2,347	-	(428)	1,919
Obligations:				
Compensated Absences	8,761	1,936	(1,742)	8,955
Pension Liability	18,887	2,481	-	21,368
OPEB Liability	1,551	1,422	-	2,973
Lottery Prizes Payable	332,726	5,734	(45,295)	293,165
Tuition Benefits Payable	1,891,424	104,447	(86,085)	1,909,786
Total Business-type Activities	<u>2,257,431</u>	<u>116,020</u>	<u>(134,321)</u>	<u>2,239,130</u>
Total Primary Government	<u>\$ 8,222,182</u>	<u>\$ 1,178,655</u>	<u>\$ (692,668)</u>	<u>\$ 8,708,169</u>

<u>Foundations (4)</u>	<u>Balance June 30, 2009</u>	<u>Due Within One Year</u>
\$ -	\$ 984,077	\$ 76,679
-	6,275	1,047
-	41,285	7,615
-	53,819	-
-	-	-
-	(7,936)	-
-	<u>1,077,520</u>	<u>85,341</u>
-	1,373,344	176,790
-	2,005,225	136,090
-	8,231	1,786
-	10,025	4,875
-	89,980	3,515
-	191,243	-
-	14,526	-
-	(582)	-
-	(30,336)	-
-	61,966	6,581
-	5,830	2,840
-	8,000	-
-	1,909	286
-	81,278	-
-	336,072	162,720
-	102,913	10,154
-	989,517	-
-	117,604	-
-	2,472	1,094
-	<u>22,302</u>	<u>3,800</u>
-	5,391,519	510,531
-	<u>6,469,039</u>	<u>595,872</u>
-	964	777
-	1,919	547
-	8,955	4,533
-	21,368	-
-	2,973	-
-	293,165	61,062
-	<u>1,909,786</u>	<u>129,621</u>
-	<u>2,239,130</u>	<u>196,540</u>
<u>\$ -</u>	<u>\$ 8,708,169</u>	<u>\$ 792,412</u>

Continued on next page

Schedule of Changes in Long-term Debt and Obligations (1) (2)
(continued)

(Dollars in Thousands)

	Balance July 1, 2008 (as restated)	Issuances and Other Increases	Retirements and Other Decreases	Subtotal June 30, 2009
Component Units				
Long-term Debt Bearing the Pledge of the				
Full Faith and Credit of the Commonwealth:				
General Obligation Bonds - Higher Education 9(c) (3)	\$ 487,296	\$ 152,783	\$ (66,529)	\$ 573,550
Long-term Debt / Obligations Not Bearing the Pledge				
of the Full Faith and Credit of the Commonwealth:				
Bonds (3)	14,674,378	2,803,478	(1,601,476)	15,876,380
Installment Purchase Obligations (7)	119,242	66,150	(29,156)	156,236
Capital Lease Obligations	136,773	2,598	(25,684)	113,687
Notes Payable	1,293,035	651,370	(295,374)	1,649,031
Compensated Absences	229,910	190,783	(182,861)	237,832
Pension Liability	358,881	63,397	(1,282)	420,996
OPEB Liability	62,185	59,553	(2)	121,736
Trust and Annuity Obligations	1,003	103	-	1,106
Other	262,668	195,964	(158,097)	300,535
Total Component Units	<u>\$ 17,625,371</u>	<u>\$ 4,186,179</u>	<u>\$ (2,360,461)</u>	<u>\$ 19,451,089</u>

- (1) Pursuant to GASB Statement No. 34, governmental activities include internal service funds. Business-type activities are considered enterprise funds.
- (2) Payments on bonded debt that pertain to the Commonwealth's governmental activities are made through the debt service funds. Payments for installment purchases, compensated absences, capital leases, pension, and other obligations that pertain to the Commonwealth's governmental activities are made through the general and special revenue funds. Internal service funds predominantly serve the governmental funds. Accordingly, long-term liabilities for these funds are included as part of the total for governmental activities. Enterprise funds, or business-type activities, are self-supporting funds. Accordingly, long-term liabilities are paid from each respective fund.
- (3) Amounts are net of any unamortized discounts, premiums, and deferrals.
- (4) Foundations represent FASB reporting entities defined in Note 1.B.
- (5) No proceeds received relate to the tax refund note.
- (6) Beginning balance was increased as a result of the implementation of GASB Statement No. 49.
- (7) Beginning balance was increased as a result of the College of William and Mary not reporting an installment purchase obligation in the prior year.

Foundations (4)	Balance June 30, 2009	Due Within One Year
\$ -	\$ 573,550	\$ 40,832
853,831	16,730,211	758,782
12	156,248	18,596
3,906	117,593	8,554
210,740	1,859,771	251,596
9,548	247,380	162,303
62,020	483,016	-
7	121,743	-
73,061	74,167	2,877
80,938	381,473	67,292
<u>\$ 1,294,063</u>	<u>\$ 20,745,152</u>	<u>\$ 1,310,832</u>

Bond Defeasance

Primary Government

In November 2008, the Commonwealth issued \$270,865,000 of General Obligation Bonds, Series 2008B, \$52,150,000 of which were for the purpose of refunding certain outstanding maturities ("Refunding Bonds"), pursuant to Sections 9(b) and 9(c) of Article X of the *Constitution*, with a true interest cost (TIC) of 4.3974 percent to refund \$52,600,000 of outstanding Commonwealth of Virginia General Obligation Refunding Bonds, Series 1998 (the "Refunded Bonds"). The net proceeds from the sale of the Refunding Bonds of \$53,974,604 (after payment of underwriter's fees and other issuance costs) were deposited in an irrevocable trust with an escrow agent to provide for all future debt service and redemption premiums on the Refunded Bonds. The reacquisition price exceeded the net carrying amount of the old debt by \$1,374,605. This amount is being netted against the new debt and amortized over the remaining life of the refunded debt, which is shorter than the life of the new debt issued. It will, however, reduce total debt service payments over the next six years by \$2,142,922 resulting in an economic gain of \$1,892,480 discounted at the rate of 3.5979 percent.

In June 2009, the Virginia Public Building Authority (blended component unit) issued \$42,745,000 of Series 2009D Public Facilities Revenue Refunding Bonds. The bonds refunded with the Series 2009D refunding bonds were \$21,640,000 of Series 2001A Public Facilities Revenue Refunding Bonds and \$21,575,000 of Series 2002A Public Facilities Revenue Refunding Bonds. The net proceeds of \$48,012,329 were deposited with escrow agents to provide for future debt service on the defeased bonds. The reacquisition price exceeded the net carrying amount of the old debt by \$4,797,329. This amount is being netted against the new debt and amortized over the remaining life of the refunded debt, which is shorter than the life of the new debt issued. Total debt service payments over the life of the bonds will be reduced by \$1,948,153 resulting in an economic gain of \$1,730,522 discounted at the rate of 3.22 percent.

Component Units

In April 2009, the Virginia College Building Authority (nonmajor) issued \$12,945,000 of Series 2009C 21st Century College Program refunding bonds. The bonds refunded with the series 2009C refunding bonds were \$3,805,000 of series 1999, \$4,710,000 of series 2001, and \$4,450,000 of series 2002A 21st Century College Program bonds. The net proceeds from the sale of the refunding bonds of \$13,806,649 were deposited in irrevocable trusts with escrow agents to provide for all future debt service on the defeased bonds. This defeasance resulted in an accounting loss of \$781,000. Total debt service payments over the next 6 years will be reduced by \$464,148 resulting in a present value savings of \$458,610 discounted at the rate of 4.08 percent.

During the fiscal year, the Virginia Resources Authority (nonmajor) issued refunding bonds series 2009A and 2008B. The bonds that were refunded or partially refunded were \$2,060,000 of series 1997F, \$1,920,000 of series 1998B, \$13,185,000 of series 1998D, \$10,410,000 of series 2001A, and \$19,260,000 of series 2001D. The refunding resulted in an economic gain of \$2,898,048. A portion of the proceeds from the series 2009A bonds were also used to restructure some debt to extend certain maturity dates. The bonds that were restructured and are considered to be defeased were \$6,435,000 of series 2001A and 2003, \$1,265,000 of series 2001, \$54,000,000 of series 2001B, 2001E, 2002D, 2002E, 2003B, 2003, 2004A, and 2004B, and \$515,000 of series 2003C. This refunding resulted in an economic loss of \$6,114,808.

GASB Statement No. 7, *Advance Refundings Resulting in Defeasance of Debt*, provides that refunded debt and assets placed in escrow for the payment of related debt service be excluded from the financial statements. As of June 30, 2009, there were \$244.6 million in bonds from the primary government that have been refunded and defeased in-substance from the governmental activities column by placing existing assets and the proceeds of new bonds in irrevocable trusts to provide for all future debt service payments. In addition, there were \$632.9 million in bonds outstanding considered defeased from the component units.

Arbitrage Rebate

The Tax Reform Act of 1986 requires that governmental entities issuing tax-exempt debt subsequent to August 1986 calculate and rebate arbitrage earnings to the federal government. The U.S. Treasury has issued regulations on calculating the rebate amount and complying with the provisions of the Tax Reform Act of 1986. Governmental issuers must comply with the rebate regulations in order for their bonds to maintain tax-exempt status. The regulations require the excess of the aggregate amount earned on investments purchased with bond proceeds over the amount that would have been earned if the proceeds were invested at a rate equal to the bond yield, to be rebated to the federal government. Income earned on excess earnings is also subject to rebate. Rebate liability, if any, must be paid every five years over the life of the bonds. Governmental issuers may elect to pay a penalty in lieu of rebate. Some bonds may be exempt from the rebate requirements if they qualify for certain regulatory exceptions. If the issuer meets one of the exceptions, the issuer retains any arbitrage earnings. Rebate and penalty payments are calculated and paid as required by law on bond issues that do not qualify for an exception.

Although rebatable arbitrage need only be calculated for tax purposes every fifth year that debt is outstanding, and consistent with modified accrual basis of accounting, is not recognized as a liability in governmental funds until amounts actually become due and payable, a liability is recognized in accrual basis government-wide statements as soon as the underlying event has occurred. Accordingly, as of June 30, 2009,

the Commonwealth has recognized a government-wide liability of \$218,569 and the Virginia Resources Authority (nonmajor component unit) has recognized a liability of \$3,186,799.

Amounts remitted to the federal government for rebate liability are generally paid from earnings derived from the issue. However, if all proceeds (including earnings) have been expended and depending on the type of issue, it may be necessary to use project revenues or general or nongeneral fund appropriations to satisfy any rebate liability. During the year, the Virginia College Building Authority (nonmajor component unit) remitted \$1,354 to the federal government for rebate liability on its Series 2003A Pooled Bond Program issue. No rebate payments were owed during the year on the Commonwealth's general obligation bonds or bonds of the Virginia Public Building Authority.

Rebate liability on bonds of the Virginia Public School Authority (major component unit) is payable from earnings on related bond funds and from local issuers whose local school bonds were purchased by the VPSA. During the year, \$24,437 was paid to the federal government for rebate on various VPSA school financing bonds.

Capital Leases

The Commonwealth leases buildings and equipment under various agreements that are accounted for as capital leases. The lease agreements are for various terms and all leases contain nonappropriation clauses indicating that continuation of the lease is subject to funding by the General Assembly.

Gross minimum lease payments, together with the present value of the net minimum lease payments as of June 30, 2009, are shown in the following table (dollars in thousands).

	Governmental Activities	Business-Type Activities	Component Units (1)
2010	\$ 17,608	\$ 547	\$ 12,845
2011	17,246	560	11,362
2012	16,391	575	10,148
2013	15,892	589	10,124
2014	14,681	-	9,446
2015-2019	48,094	-	35,193
2020-2024	14,965	-	26,258
2025-2029	414	-	25,159
2030-2034	-	-	18,500
2035-2039	-	-	720
2040-2044	-	-	661
2045-2049	-	-	1,569
Total Gross Minimum Lease Payments	145,291	2,271	161,985
Less: Amount Representing Executory Costs	9,262	-	5
Net Minimum Lease Payments	136,029	2,271	161,980
Less: Amount Representing Interest	33,116	352	48,293
Present Value of Net Minimum Lease Payments	\$ 102,913	\$ 1,919	\$ 113,687

Note (1): The above amounts exclude capital lease obligations of foundations.

	Foundations (2)
2010	\$ 366
2011	355
2012	290
2013	276
2014	276
Thereafter	5,382
Net Minimum Lease Payments	6,945
Less: Amount Representing Interest	3,039
Present Value of Net Minimum Lease Payments	\$ 3,906

Note (2): Foundations represent FASB reporting entities defined in Note 1.B. Land purchased under a capital lease for approximately \$3.7 million is not included in the schedule below.

At June 30, 2009, assets purchased under capital leases were included in depreciable capital assets as follows (dollars in thousands). The amounts are net of accumulated depreciation where applicable. For a portion of these assets, ownership will pass to the Commonwealth at the end of the lease term.

	Buildings	Equipment	Total
Governmental Activities:			
Gross Capital Assets	\$ 192,891	\$ 1,711	\$ 194,602
Less: Accumulated Depreciation	64,492	697	65,189
Total Governmental Activities	\$ 128,399	\$ 1,014	\$ 129,413
Business-Type Activities:			
Gross Capital Assets	\$ 2,347	\$ -	\$ 2,347
Less: Accumulated Depreciation	391	-	391
Total Business-Type Activities	\$ 1,956	\$ -	\$ 1,956
Component Units:			
Gross Capital Assets	\$ 161,388	\$ 26,709	\$ 188,097
Less: Accumulated Depreciation	21,341	19,473	40,814
Subtotal (excluding Foundations)	140,047	7,236	147,283
Foundations:			
Gross Capital Assets	-	567	567
Less: Accumulated Depreciation	-	324	324
Subtotal Foundations	-	243	243
Total Component Units	\$ 140,047	\$ 7,479	\$ 147,526

Notes Payable

Notes Payable consist of several items as shown in the following schedule (dollars in thousands):

Primary Government	
Transportation Note	\$ 8,000
Virginia Public Broadcasting Board Note	5,830
Aviation Note	1,909
Installment Notes	62,930
Tax Refund Note	81,278
Total Primary Government	159,947
Component Units	
Virginia Public School Authority	172,160
Virginia Housing Development Authority	122,605
University of Virginia	57,096
Virginia Polytechnic Institute and State University	119,223
Virginia Commonwealth University	222,451
Nonmajor Component Units	955,496
Installment Notes	156,236
Subtotal (excluding Foundations)	1,805,267
Foundations:	
Notes Payable	210,740
Installment Notes	12
Subtotal - Foundations	210,752
Total Component Units	2,016,019
Total Notes Payable	\$ 2,175,966

The Transportation (primary government) Note listed above represents an interest free note payable to Chesterfield County, Virginia, of \$8,000,000 for the repayment of the Powhite Parkway Extension Toll Road from surplus net revenues of the project prior to the retirement of all the bonds issued.

The Virginia Public Broadcasting Board (part of primary government) Note listed above represents a loan agreement entered into with the Harrisonburg Industrial Development Authority for \$23,840,000. The purpose of the loan was to grant funds to Virginia's public television stations to assist with the cost of conversion to the Federal Communication Commission's new digital standard. The agreement was entered into February 27, 2001, and has a variable rate of interest. The variable interest rates are reset weekly by the remarketing agent. The General Assembly authorized these grants in Chapter 1073 of the 2000 Appropriation Act.

The Aviation (primary government) Note listed above represents a loan agreement with the Virginia Resources Authority in the amount of \$6,600,000. The purpose of the loan was to finance and refinance grants-in-aid made to the Peninsula Airport Commission to provide funding for capital improvements at the Newport News/Williamsburg International Airport. The principal amount shall be paid semi-annually with the final payment due in 2017.

The Tax Refund (primary government) Note listed above of \$81,278,205 is owed to a taxpayer and will be paid in four equal annual installments. Variable interest

not to exceed 4.0 percent will be included in the annual payments.

The Virginia Public School Authority (major component unit) notes of \$172,160,000 are for the School Equipment Financing Notes Educational Technology program. The note proceeds were used to make grants to school divisions for the purchase of educational technology equipment. The notes will be repaid from appropriations to be made by the Virginia General Assembly from the Literary Fund (major special revenue fund).

The Virginia Housing Development Authority (major component unit) has notes payable of \$122,605,000. The \$122,605,000 is a credit agreement with the Federal Home Loan Bank of Atlanta. The proceeds along with the bond proceeds are used to make mortgage loans.

The Virginia Resources Authority (nonmajor component unit) notes of \$28,847,600 are Equipment and Term Financing loans.

An additional amount of \$1,325,418,691 is comprised primarily of higher education (component unit) promissory notes with the Virginia College Building Authority (nonmajor component unit) to finance the construction of various higher education facilities. The VCBA principal amount net of unamortized accruals is \$1,312,042,691. Interest rates range from 2.10 percent to 5.75 percent and shall be paid semi-annually. The final principal payment is due in 2039. The Virginia Biotechnology Research Partnership Authority has notes payable in the amount of \$9,848,098 used for refunding the 1998 bonds issued for Biotech One, making tenant improvements to Biotech 6 and purchase two pieces of land.

The higher education institutions (component units) also have notes payable. The University of Virginia (major component unit) has notes payable of \$221,500 for a GPS system. The College of William and Mary (nonmajor component unit) has notes payable of \$308,868 with SunTrust Bank to partially finance the multi-year implementation of the administrative and financial system. This first note matured in 2008 and the second note has an interest rate of 3.75 percent and matures in 2011. Virginia State University (nonmajor component unit) has a note payable of \$1,872,488, which is the result of a loan agreement with the U.S. Department of Housing and Urban Development to repair seven dormitories. The loan is to be repaid over 30 years at 3.0 percent interest per annum, and is secured by a lien on the net revenues from the ownership, operation, and use of the seven dormitories under repair. Norfolk State University (nonmajor component unit) has a note payable of \$66,431, which is the result of an agreement with the City of Norfolk to purchase the Brambleton Center. The loan is payable in six full scholarships each year varying from \$4,593 to \$13,308 with the final amount due in 2019. The Radford University Property Acquisition Foundation (blended component unit of Radford University (nonmajor component unit)) has a notes payable of \$1,059,972 to

purchase land and a building. The original note was refinanced and the new terms include an interest rate of 5.53 percent, payable in monthly installments with a final payment in 2021.

Various foundations (component units) have notes outstanding as of year-end. The purpose of a majority of these notes is for property acquisition, working capital, and construction. Future principal payments as of June 30, 2009, are shown in the following table (dollars in thousands).

Foundations' Notes Payable (Component Units) (1)

June 30, 2009

Maturity	Principal
2010	\$ 16,796
2011	73,237
2012	11,084
2013	12,183
2014	6,929
Thereafter	90,511
Total	\$ 210,740

Note (1): Foundations represent FASB reporting entities defined in Note 1.B.

Installment purchase obligations have been entered into by agencies and institutions of the Commonwealth. These agreements, other than those in the component units and certain institutions of higher education, contain nonappropriation clauses indicating that continuation of the installment purchase obligations is subject to funding by the General Assembly. Installment purchase obligations represent \$219,166,010 of the total outstanding debt of the Commonwealth. The foundations (component units) had installment purchase obligations totaling \$11,981 as of year-end. Presented in the following tables are repayment schedules for installment purchase obligations.

Installment Purchase Obligations - Governmental Funds

June 30, 2009

Maturity	Principal	Interest	Total
2010	\$ 6,581,824	\$ 1,739,223	\$ 8,321,047
2011	6,080,343	1,921,341	8,001,684
2012	4,426,790	1,721,042	6,147,832
2013	4,014,571	1,570,100	5,584,671
2014	8,233,534	2,543,299	10,776,833
2015-2019	22,021,323	4,033,491	26,054,814
2020-2024	10,608,066	904,713	11,512,779
Total	\$ 61,966,451	\$ 14,433,209	\$ 76,399,660

Installment Purchase Obligations - Business-type Activities

June 30, 2009

Maturity	Principal	Interest	Total
2010	\$ 776,891	\$ 20,579	\$ 797,470
2011	186,944	1,963	188,907
Total	\$ 963,835	\$ 22,542	\$ 986,377

Installment Purchase Obligations - Component Units (1)

June 30, 2009

Maturity	Principal	Interest	Total
2010	\$ 18,584,734	\$ 4,865,537	\$ 23,450,271
2011	26,623,656	5,888,127	32,511,783
2012	17,341,002	3,705,292	21,046,294
2013	16,346,306	3,167,584	19,513,890
2014	14,994,183	2,639,974	17,634,157
2015-2019	51,741,221	6,840,825	58,582,046
2020-2024	10,553,245	937,721	11,490,966
2025-2029	51,377	2,826	54,203
Total	\$ 156,235,724	\$ 28,047,886	\$ 184,283,610

Note (1): The above amounts exclude installment purchase obligations of foundations.

Installment Purchase Obligations - Foundations (2)

June 30, 2009

Maturity	Principal
2010	\$ 11,028
2011	953
Total	\$ 11,981

Note (2): Foundations represent FASB reporting entities defined in Note 1.B.

Lottery Prizes Payable

Lottery prizes are paid in 20, 25, 26, or 30 installments. The first installment is paid on the day the prize is claimed. The subsequent annual payments are funded with U.S. Treasury STRIPS purchased by the Virginia Lottery. For Life prizes payable represent estimated prizes payable monthly, quarterly or annually for the life of the winner based on life expectancy tables from the Virginia Bureau of Insurance, and funded with a pool of U.S. Treasury STRIPS.

Lottery prizes payable represent the future annual prize payments valued at cost plus accrued interest (present

value of securities held to maturity) of the investment securities funding the payments.

Lottery prizes payable for the fiscal year ended June 30, 2009, are shown in the following table:

	Jackpot	Win For Life	Total
Due within one year	\$ 57,540,195	\$ 3,521,408	\$ 61,061,603
Due in subsequent years	185,046,894	47,056,083	232,102,977
Total (present value)	242,587,089	50,577,491	293,164,580
Add:			
Interest to Maturity	75,319,311	39,148,509	114,467,820
Lottery Prizes Payable at Maturity	<u>\$ 317,906,400</u>	<u>\$ 89,726,000</u>	<u>\$ 407,632,400</u>

Tuition Benefits Payable

The Virginia College Savings Plan administers the Virginia Prepaid Education Program (VPEP). VPEP offers contracts which, for actuarially determined amounts, provide for guaranteed full future tuition payments at state higher education institutions. The contract provisions also allow the benefits to be used for private or out-of-state institutions at a prorated amount based upon the amounts charged by the state's higher education institutions.

At June 30, 2009, tuition benefits payable of \$1.9 billion have been recorded for the VPEP program on the balance sheet for the actuarially determined present value of future obligations anticipated for payment of benefits and administrative expenses for the VPEP program. In addition, a receivable in the amount of \$285.0 million has been recorded to reflect the actuarially determined present value of future payments anticipated from contract holders.

25. OTHER REVENUE

The following table (dollars in thousands) summarizes Other Revenue for the fiscal year ended June 30, 2009.

	Assessments and Receipts for Support of Special Services	Fines, Forfeitures, Court Fees, Penalties, and Escheats	Receipts from Cities Counties, and Towns	Private Gifts, Grants, and Contracts	Sales of Property
Primary Government:					
General	\$ 372	\$ 196,570	\$ 10,265	\$ 148	\$ 1
Major Special Revenue Funds:					
Commonwealth Transportation	19,087	12,178	73,821	4,232	-
Federal Trust	-	36	-	-	122
Literary	-	63,949	-	-	-
Nonmajor Governmental Funds	93,560	63,592	78,161	11,819	26,242
Major Enterprise Funds:					
Virginia College Savings Plan	-	-	-	-	-
Nonmajor Enterprise Funds	-	12,815	-	-	-
Private Purpose	-	-	-	-	-
Pension and Other Employee Benefit Trust	-	-	-	-	-
Total Primary Government	<u>\$ 113,019</u>	<u>\$ 349,140</u>	<u>\$ 162,247</u>	<u>\$ 16,199</u>	<u>\$ 26,365</u>

	Tobacco Master Settlement	Taxes	Smart Tag	Other (1)	Total Other Revenue
Primary Government:					
General	\$ 58,966	\$ -	\$ -	\$ 79,376	\$ 345,698
Major Special Revenue Funds:					
Commonwealth Transportation	-	-	9,664	3,792	122,774
Federal Trust	-	-	-	77,496	77,654
Literary	-	-	-	109,518	173,467
Nonmajor Governmental Funds	-	-	-	107,107	380,481
Major Enterprise Funds:					
Virginia College Savings Plan	-	-	-	3	3
Nonmajor Enterprise Funds	-	12,668	-	1,705	27,188
Private Purpose	-	-	-	3	3
Pension and Other Employee Benefit Trust	-	-	-	9,126	9,126
Total Primary Government	<u>\$ 58,966</u>	<u>\$ 12,668</u>	<u>\$ 9,664</u>	<u>\$ 388,126</u>	<u>\$ 1,136,394</u>

Note (1): \$100,000 (dollars in thousands) of the total amount recorded for the Literary fund is related to unclaimed property.

26. PRIZES AND CLAIMS

The following table summarizes Prizes and Claims Expense for the fiscal year ended June 30, 2009.

(Dollars in Thousands)

	<u>Insurance Claims</u>	<u>Lottery Prize Expense</u>	<u>Total Prizes and Claims</u>
Proprietary Funds:			
Major Enterprise Funds:			
State Lottery	\$ -	\$ 767,722	\$ 767,722
Unemployment Compensation	880,989	-	880,989
Nonmajor Enterprise Funds	218,772	-	218,772
Total Enterprise Funds	<u>\$ 1,099,761</u>	<u>\$ 767,722</u>	<u>\$ 1,867,483</u>
Internal Service Funds	<u>\$ 1,028,381</u>	<u>\$ -</u>	<u>\$ 1,028,381</u>

27. DEPRECIATION AND AMORTIZATION

The following table summarizes Depreciation and Amortization Expense for the fiscal year ended June 30, 2009.

(Dollars in Thousands)

	<u>Depreciation</u>	<u>Amortization</u>	<u>Total Depreciation and Amortization</u>
Proprietary Funds:			
Major Enterprise Funds:			
State Lottery	\$ 1,874	\$ -	\$ 1,874
Virginia College Savings Plan	523	-	523
Nonmajor Enterprise Funds	6,684	137	6,821
Total Enterprise Funds	<u>\$ 9,081</u>	<u>\$ 137</u>	<u>\$ 9,218</u>
Internal Service Funds	<u>\$ 14,899</u>	<u>\$ -</u>	<u>\$ 14,899</u>

28. OTHER EXPENSES

The following table summarizes Other Expenses for the fiscal year ended June 30, 2009.

(Dollars in Thousands)

	Grants and Distributions To Localities	Expendable Equipment/ Improvements	Other (1)	Total Other Expenses
Proprietary Funds:				
Major Enterprise Funds:				
Virginia College Savings Plan	\$ -	\$ 401	\$ 22	\$ 423
Nonmajor Enterprise Funds	84	3,643	895	4,622
Total Enterprise Funds	<u>\$ 84</u>	<u>\$ 4,044</u>	<u>\$ 917</u>	<u>\$ 5,045</u>
Internal Service Funds	<u>\$ 1,985</u>	<u>\$ 6,574</u>	<u>\$ 7,463</u>	<u>\$ 16,022</u>
Pension and Other Employee Benefit Trust (2)	<u>\$ -</u>	<u>\$ -</u>	<u>\$ 985</u>	<u>\$ 985</u>

Note (1): \$6,677 (dollars in thousands) can be attributed to expenses related to closing cases in the Risk Management internal service fund.

Note (2): Fiduciary expenses of \$985 (dollars in thousands) are not included in the Government-wide Statement of Activities.

29. OTHER NON-OPERATING REVENUE/EXPENSES

The following table summarizes Other Non-Operating Revenue/Expenses for the fiscal year ended June 30, 2009.

(Dollars in Thousands)

	Loss on Sale of Capital Assets	Expenses for Securities Lending Transactions	American Recovery and Reinvestment Act Receipts	Other (1)	Total Other Non- Operating Revenue/ Expenses
Proprietary Funds:					
Major Enterprise Funds:					
State Lottery	\$ -	\$ (407)	\$ -	\$ 599	\$ 192
Virginia College Savings Plan	-	(248)	-	-	(248)
Unemployment Compensation	-	-	76,279	-	76,279
Nonmajor Enterprise Funds	(10)	(739)	-	(153)	(902)
Total Enterprise Funds	<u>\$ (10)</u>	<u>\$ (1,394)</u>	<u>\$ 76,279</u>	<u>\$ 446</u>	<u>\$ 75,321</u>
Internal Service Funds	<u>\$ (499)</u>	<u>\$ (1,855)</u>	<u>\$ -</u>	<u>\$ (6,087)</u>	<u>\$ (8,441)</u>

Note (1): \$7,488 (dollars in thousands) is related to expenses associated with lease and asset transfers in the Property Management internal service fund.

30. TRANSFERS

The following table summarizes Transfers In and Transfers Out for the fiscal year ended June 30, 2009 (dollars in thousands).

Transfers In (Reported In):					
Transfers Out (Reported In):	General	Commonwealth Transportation	Federal Trust	Literary Fund	Nonmajor Governmental Funds
Primary Government					
General	\$ -	\$ 147,370	\$ -	\$ -	\$ 413,822
Major Special Revenue Funds:					
Commonwealth Transportation	23,909	-	718	-	289,165
Federal Trust	191	8,400	-	-	988
Nonmajor Governmental Funds	84,213	-	642	-	5,093
Major Enterprise Funds:					
State Lottery	439,138	-	-	13,300	-
Virginia College Savings Plan	201	-	-	-	-
Unemployment Compensation	-	-	7,808	-	-
Nonmajor Enterprise Funds	122,709	-	-	9	8,738
Internal Service Funds	2,561	-	-	-	1,661
Total Primary Government	\$ 672,922	\$ 155,770	\$ 9,168	\$ 13,309	\$ 719,467

Transfers are used to (1) move revenues from the fund that the *Code of Virginia* or budget requires to collect them to the fund that the *Code of Virginia* or budget requires to expend them; (2) move receipts restricted for debt service from the funds holding the resources to the debt service fund as principal and interest payments become due; (3) move unrestricted revenues collected in the General Fund to finance various programs accounted for in other funds in accordance with budgetary authorizations; and (4) reimburse the General Fund for expenses incurred on behalf of nongeneral funds.

During the fiscal year, the following significant transfers were made that do not occur on a routine basis or are inconsistent with the activities of the fund making the transfer.

- Various nongeneral funds transferred approximately \$62.1 million to the General Fund as required by Chapter 781, 2009 Acts of Assembly.
- The Department of Motor Vehicles transferred certain fees of approximately \$5.0 million to the General Fund as required by Chapter 781, 2009 Acts of Assembly.

31. ON-BEHALF PAYMENTS

Higher education institutions (component units) recognized various foundation and association on-behalf payments for fringe benefits and salaries during fiscal year 2009 totaling \$1.5 million. This activity was recorded as Program Revenue – Operating Grants and Contributions in the amount of \$1.2 million; and Program Revenue – Charges for Services in the amount of \$0.3 million, with corresponding expenses.

32. ENDOWMENTS

Donor restricted endowments reside primarily within the higher education institutions. The net appreciation available for expenditure is \$692.9 million. Of this amount, \$692.2 million is reported as restricted net assets and \$0.7 million is reported as unrestricted net assets. The *Code of Virginia* authorizes acceptance of donations. The governing boards of these entities and the donor agreements determine whether net appreciation can be spent and the accepted spending rate. These policies are entity specific and vary with each institution.

Nonmajor Enterprise Funds	Internal Service Funds	Total Primary Government
\$ -	\$ -	\$ 561,192
-	330	314,122
39	-	9,618
538	731	91,217
-	-	452,438
-	-	201
-	-	7,808
-	-	131,456
-	-	4,222
<u>\$ 577</u>	<u>\$ 1,061</u>	<u>\$ 1,572,274</u>

33. CASH FLOWS – ADDITIONAL DETAILED INFORMATION

The following table (dollars in thousands) summarizes specific cash flows for the fiscal year ended June 30, 2009.

	State Lottery	Virginia College Savings Plan	Unemployment Compensation
Cash Flows Resulting from:			
Payments for Prizes, Claims, and Loss Control:			
Lottery Prizes	\$ (842,402)	\$ -	\$ -
Claims and Loss Control	-	-	(859,920)
Total	<u>\$ (842,402)</u>	<u>\$ -</u>	<u>\$ (859,920)</u>
Other Operating Revenue:			
Other Operating Revenue	\$ -	\$ 3	\$ -
Total	<u>\$ -</u>	<u>\$ 3</u>	<u>\$ -</u>
Other Operating Expense:			
Other Operating Expenses (1)	\$ -	\$ (22)	\$ -
Total	<u>\$ -</u>	<u>\$ (22)</u>	<u>\$ -</u>
Other Noncapital Financing Receipt Activities:			
Advances/Contributions from the Commonwealth	\$ -	\$ -	\$ -
Receipts from Taxes	-	-	-
Other Noncapital Financing Receipt Activities	2,721	-	76,278
Total	<u>\$ 2,721</u>	<u>\$ -</u>	<u>\$ 76,278</u>
Other Noncapital Financing Disbursement Activities:			
Repayments of Advances/Contributions from the Commonwealth	\$ (5,000)	\$ -	\$ -
Other Noncapital Financing Disbursement Activities	-	-	-
Total	<u>\$ (5,000)</u>	<u>\$ -</u>	<u>\$ -</u>
Other Capital and Related Financing Receipt Activities:			
Other Capital and Related Financing Receipt Activities	\$ -	\$ -	\$ -
Total	<u>\$ -</u>	<u>\$ -</u>	<u>\$ -</u>
Other Capital and Related Financing Disbursement Activities:			
Disbursements for Capital Expenditures	\$ -	\$ -	\$ -
Total	<u>\$ -</u>	<u>\$ -</u>	<u>\$ -</u>

Note (1): \$6,677 (dollars in thousands) can be attributed to disbursements related to closing cases in the Risk Management internal service fund.

Nonmajor Enterprise Funds	Total Enterprise Funds	Internal Service Funds
\$ -	\$ (842,402)	\$ -
(211,443)	(1,071,363)	(964,799)
<u>\$ (211,443)</u>	<u>\$ (1,913,765)</u>	<u>\$ (964,799)</u>
\$ 5,877	\$ 5,880	\$ -
<u>\$ 5,877</u>	<u>\$ 5,880</u>	<u>\$ -</u>
\$ (1,243)	\$ (1,265)	\$ (10,657)
<u>\$ (1,243)</u>	<u>\$ (1,265)</u>	<u>\$ (10,657)</u>
\$ 28,110	\$ 28,110	\$ -
156,031	156,031	-
107	79,106	954
<u>\$ 184,248</u>	<u>\$ 263,247</u>	<u>\$ 954</u>
\$ (31,494)	\$ (36,494)	\$ -
(85)	(85)	-
<u>\$ (31,579)</u>	<u>\$ (36,579)</u>	<u>\$ -</u>
\$ -	\$ -	\$ 49
<u>\$ -</u>	<u>\$ -</u>	<u>\$ 49</u>
\$ -	\$ -	\$ (632)
<u>\$ -</u>	<u>\$ -</u>	<u>\$ (632)</u>

34. TOBACCO SETTLEMENT AND SECURITIZATION

On November 23, 1998, 46 states' Attorneys General and the major tobacco companies signed a proposed settlement that reimburses states for smoking-related medical expenses paid through Medicaid and other health care programs. The Commonwealth could receive approximately \$4.1 billion over the next 25 years. The settlement was approved in a Consent Decree in December 1998. On March 29, 1999, the General Assembly enacted a law approving the establishment of the Virginia Tobacco Indemnification and Community Revitalization Commission (Commission), in compliance with the Consent Decree, to help communities in Virginia hurt by the decline of tobacco.

The Commission was established for the purposes of determining the appropriate recipients of monies in the Tobacco Indemnification and Community Revitalization Fund. The monies are to be used to provide payments to tobacco farmers as compensation for the tobacco equipment and barns and lost tobacco production opportunities associated with a decline in quota. The monies are also to be used to revitalize tobacco dependent communities.

The General Assembly also created The Virginia Tobacco Settlement Foundation (Foundation). The purpose of the Foundation is to determine the appropriate recipients of monies in the Virginia Tobacco Settlement Fund. The Foundation will also be responsible for distributing monies for the purposes provided in the legislation. Disbursements can be made to assist in financing efforts to restrict the use of tobacco products by minors, through educational and awareness programs describing the health effects of tobacco use on minors, and laws restricting the distribution of tobacco products to minors. The Commission and the Foundation are included in the Comprehensive Annual Financial Report as component units.

Additionally, the General Assembly created two special non-reverting funds. The Tobacco Settlement monies are accounted for in these funds and the General Fund. Fifty percent of the Settlement monies will be deposited into the Tobacco Indemnification and Community Revitalization Fund. Ten percent of the Settlement monies will be deposited into the Virginia Tobacco Settlement Fund. The remaining 40 percent will be reported in the General Fund.

In May 2005, pursuant to a Purchase and Sale Agreement with the Commonwealth, acting as an agent on behalf of the Tobacco Indemnification and Community Revitalization Commission (Commission), the Commonwealth sold to the Tobacco Settlement Financing Corporation (Corporation) 25 percent of its future right, title and interest in the Tobacco Settlement Revenues (TSRs). In May 2007, pursuant to a Purchase and Sale Agreement with the Commonwealth, acting as an agent on behalf of the Commission, the Commonwealth sold to the Corporation the remaining 25 percent of its future right, title and interest in the TSRs. Specifically, these rights include all of the 50

percent share of the TSRs received by the Commission starting May 15, 2005, and in perpetuity under the Master Settlement Agreement.

Consideration paid by the Corporation to the Commission for TSRs consisted of a cash amount deposited into an endowment to fund the long-term spending plan approved by the Commission. The bonds of the Corporation are asset-backed instruments secured solely by the TSRs, and the Corporation's right to receive TSRs is expected to produce funding for its obligations.

The Commission is a discrete component unit of the Commonwealth and the Corporation is disclosed as a related organization.

35. INFORMATION TECHNOLOGY INFRASTRUCTURE PARTNERSHIP – NORTHROP GRUMMAN

The Comprehensive Infrastructure Agreement (CIA) is a contract between the Commonwealth of Virginia (Commonwealth) acting through the Virginia Information Technologies Agency (VITA) and Northrop Grumman Information Technology, Inc (NG). The CIA began July 1, 2006, for an initial term of ten years, and the Commonwealth may renew the CIA for one three-year renewal term. The Commonwealth's primary goal is to significantly improve the Commonwealth's IT infrastructure and the manner in which such infrastructure is operated, supported, and maintained.

The services and activities required to provide the Commonwealth the appropriate level of service are provided in the following infrastructure service towers: Cross-Functional Services, Desktop Computing Services; Data Network Services; Voice and Video Telecom Services; Mainframe and Server Services; Help Desk Services; Messaging Services; Security Services; and, Application Services. Expenses associated with the CIA during the fiscal year totaled \$227.4 million, including payments to Northrop Grumman of \$164.0 million. The Commonwealth expects to spend an additional \$1.7 billion over the next seven fiscal years.

The Commonwealth may terminate the CIA due to a variety of reasons including the Commonwealth's convenience; a significant change of control in the equity interests in NG; NG's failure to implement satisfactory improvements; or, NG's failure to prevent service interruption of 15 days or more. In these instances, the Commonwealth will be required to pay exit and resolution fees as outlined in the CIA. Additional causes for termination that do not require the payment of exit or resolution fees are NG's default on the CIA terms, including failure to complete Transition by June 30, 2009, the Commonwealth's lack of funds, or NG's incurrence of liabilities equal to or more than 75% of the direct damages cap. NG may terminate the CIA only if the Commonwealth owes an aggregate amount in excess of \$100 million that is more than 30 days past due and not being disputed in good faith. The Commonwealth may be required to pay exit and

resolution fees, as outlined in the CIA, if NG terminates the CIA. Any exit fees resulting from the termination of the agreement are expected to be significant to the Commonwealth. However, exit fees are subject to the appropriation, allocation and availability of government funds. Further, if the Commonwealth and NG terminate the business relationship at the conclusion of the CIA term, the Commonwealth will incur significant costs to obtain the IT infrastructure necessary to continue the Commonwealth's operations.

Due to problems with NG's performance under the contract, the Commonwealth has temporarily withheld amounts from its payments to NG. In July 2009, the Commonwealth declared approximately \$5.8 million permanently withheld with an additional \$1.8 million remaining temporarily withheld. Additionally, NG has informally asserted rights to additional payments under the contract for out-of-scope work that might reach as much as \$95.5 million. At this time, NG has not followed contractual provisions to bill for these additional amounts.

36. CONTINGENCIES

A. Grants and Contracts

The Commonwealth has received federal grants for specific purposes that are subject to review and audit by the grantor agencies. Claims against these resources are generally conditional upon compliance with the terms and conditions of grant agreements and applicable federal regulations, including the expenditure of resources for allowable purposes. Any disallowance resulting from a federal audit may become a liability of the Commonwealth.

Institutions of higher education (component units) and other state agencies are required to comply with various federal regulations issued by the Office of Management and Budget, if such agencies are recipients of federal grants, contracts, or other sponsored agreements. Failure to comply with certain requirements of these regulations may result in questions concerning the allowability of related direct and indirect charges pursuant to such agreements. It is believed that the ultimate disallowance pertaining to these regulations, if any, will be immaterial to the overall financial condition of the Commonwealth.

The U.S. Department of Health and Human Services (DHHS) Office of the Inspector General conducted a review and indicated that the Commonwealth's Statewide Indirect Cost Allocation Plan rates have allowed over-recoveries in the internal service funds. The U.S. DHHS has received the 2010 cost allocation plan, which is based on state fiscal year 2008 data. The Commonwealth believes this liability has the potential to total \$691,334 as of June 30, 2009.

Virginia's combined overpayment and underpayment food stamp error rate for federal

fiscal year 2008 was 5.75 percent. The national average combined error rate was 5.01 percent. A liability amount is established when, for the second or subsequent consecutive fiscal year, the USDA determines there is a 95 percent probability a State's payment error rate exceeds 105 percent of the national performance measure. Virginia fell within the tolerance level for 2008. Therefore, 2009 will not count as a first year of potential liability.

The Virginia Tourism Authority had unclaimed awards totaling \$1,045,572 payable to awardees upon submission of proper claims for reimbursement for the Marketing Leverage Program.

B. Litigation

The Commonwealth is named as a party in legal proceedings and investigations that occur in the normal course of governmental operations, some involving substantial amounts. It is not possible at the present time to estimate the ultimate outcome or liability, if any, of the Commonwealth in respect to the various proceedings; however, it is believed that any ultimate liability resulting from these suits or investigations will not have a material, adverse effect on the financial condition of the Commonwealth.

C. Subject to Appropriation

Both the primary government and the discretely presented component units enter into agreements and issue debt secured solely by future appropriations from the General Fund of the Commonwealth. The primary government has leases and other agreements of such debt of \$2.3 billion. The discretely presented component units have such debt of \$1.2 billion.

D. Bailment Inventory

The Department of Alcoholic Beverage Control (ABC) houses and controls bailment inventory in the warehouse and is therefore responsible for the exercise of reasonable care to preserve the inventory until it is purchased by ABC or returned to the supplier. ABC uses the bailment system for payment of merchandise for resale. ABC initiates payments to the vendors based on shipments from the ABC warehouse to the retail stores, rather than receipt of invoice from the vendor. At June 30, 2009, the bailment inventory was valued at \$37.8 million.

E. Loan Guarantees

The Virginia Small Business Financing Authority (nonmajor component unit) has a loan guaranty program which provides guarantees up to the lesser of \$500,000 or 75 percent of a bank loan for lines of credit and short-term working capital loans for small businesses. As of June 30, 2009, the loan guaranty program has guarantees outstanding of

\$4.0 million. In addition, the Department of Minority Business Enterprise fund provides loan guarantees up to 90 percent of a bank loan for lines of credit and short-term working capital loans for minority businesses. As of June 30, 2009, there was \$158,783 in outstanding guarantees.

The Assistive Technology Loan Fund Authority (nonmajor component unit) has an alternative financing program which provides guarantees of loans issued by its financial partner, SunTrust Bank. As of June 30, 2009, there was approximately \$894,892 of loans issued in which it was the guarantor.

37. SUBSEQUENT EVENTS

Primary Government

Other

Enterprise

Continuing high levels of unemployment benefit claims payments resulted in the depletion of available fund balances in the Unemployment Trust Fund during October 2009. Section 1201 of the Social Security Act provides for temporary loans from the Federal Unemployment Fund to those states whose trust funds are depleted to ensure the continuation of benefit payments to eligible claimants. Loans are repayable from future employer contributions. Interest accruing on outstanding balances is payable from general revenues each September 30. The American Recovery and Reinvestment Act of 2009 temporarily suspended interest on these loans through December 31, 2010. Short-term borrowing is expected to be necessary at various times through 2014, with maximum outstanding loan balances of approximately \$800 million occurring during 2011.

Debt

On October 21, 2009, the Commonwealth issued a total of \$332,480,000 in General Obligation Bonds comprised of Series 2009B, 2009C, 2009D, 2009E-1 and 2009E-2. The Series 2009B Bonds (\$99,025,000) were issued to finance revenue-producing capital projects at various institutions of higher education and the Department of General Services pursuant to Article X, Section 9(c) of the Virginia Constitution. The Series 2009C and Series 2009D Bonds were issued to refinance \$192,155,000 in General Obligation Bonds, Series 2001, 2002, 2004A, 2005A and 2006B for debt service savings. The Series 2009E-1 Bonds (\$21,285,000) and Series 2009E-2 Bonds (\$23,715,000) were issued to fund capital projects for educational facilities, parks and recreational facilities of the Commonwealth pursuant to Article X, Section 9(b) of the Virginia Constitution. The Series E-1 and E-2 Bonds were also the Commonwealth's first issuance of Build America Bonds (BABs). BABs were authorized under the American Recovery and Reinvestment Act of 2009 as an alternative to traditional tax-exempt bonds. BABs are issued on a taxable basis,

and the issuer is eligible to receive a subsidy payment from the Federal government equal to 35% of each interest payment. Interest paid to bondholders on these bonds will be subject to federal income tax, but will be exempt from Commonwealth income tax.

On November 4, 2009, the Commonwealth Transportation Board issued its \$72,195,000 Transportation Revenue Bonds (Northern Virginia Transportation District Program). The issue was comprised of \$11,245,000 in tax-exempt Series 2009A-1 Bonds and \$60,950,000 in Series 2009A-2 taxable BABs. The proceeds of these issues will fund a portion of the costs of the Northern Virginia Transportation District Program.

Component Units

Debt

On July 29, 2009, the Virginia Housing Development Authority (VHDA) borrowed \$47,145,000 from the Federal Home Loan Bank, Atlanta.

On September 22, 2009, the Hampton Roads Sanitation District Commission (the Commission) authorized the issuance of up to \$180 million in Senior Wastewater Revenue Bonds payable over a period not to exceed 30 years. The Commission anticipates selling these bonds in November 2009. During the fiscal year, the Commission was advised that \$10.0 million and \$24.2 million in loans were authorized by the Virginia Water Facilities Revolving Fund to partially fund improvements at the James River Treatment Plant and the development of an interceptor metering project, respectively. These 20-year loans are from the Virginia Resources Authority's recent Clean Water Revolving Fund Revenue Bond and each have an interest rate of 3.35 percent. The Commission has not yet closed on these loans.

On October 8, 2009, the Virginia College Building Authority (VCBA) issued its \$52,420,000 Educational Facilities Revenue Bonds Series 2009D (21st Century College and Equipment Programs). The bonds were issued to finance the acquisition of equipment for public institutions of higher education. On this date the VCBA also issued its \$134,000,000 Educational Facilities Revenue Refunding Bonds Series 2009E-1 and its \$74,860,000 Educational Facilities Revenue Refunding Bonds Series 2009E-2. These two series refunded a portion of certain outstanding 21st Century College and Equipment Program bonds for debt service savings.

On October 27, 2009, the Virginia Public School Authority (VPSA) issued its \$485,300,000 School Financing Bonds (1997 Resolution) Refunding Series 2009C to refinance certain of its Series 2001A, 2001B, 2001C, 2002A, 2002B, 2003A and 2003C bonds for debt service savings.

Also on October 27, 2009, the Virginia Biotechnology Research Partnership Authority issued its \$36,740,000 Commonwealth of Virginia Lease Revenue Refunding Bonds, Series 2009. This issue refinanced its Series 2001 Bonds for debt service savings. Like the Series 2001 Bonds, the Series 2009 Bonds are secured by lease payments from the Commonwealth.

On November 13, 2009, VPSA issued its \$61,120,000 School Tax Credit Bonds (Qualified School Construction Bonds) Series 2009-1. Qualified School Construction Bonds are a new type of tax credit bonds established under the ARRA. The bonds are issued to purchase general obligation school bonds issued by participating localities to finance capital projects for public school purposes.

On November 16, 2009, the Virginia Resource Authority issued \$197.3 million in 30-year bonds with an interest rate of 3.85%. Proceeds from the bonds will be used for water, wastewater, regional and local jails, courthouses and other projects. Several existing projects will be refinanced. Also, effective July 1, 2009, the moral obligation of the Commonwealth increased from \$900 million to \$1.5 billion.

In December 2009, the VCBA plans to issue approximately \$400 million in Educational Facilities Revenue Bonds, Series 2009F (21st Century College and Equipment Programs). These proceeds will finance capital projects which have been approved by the General Assembly.

On December 3, 2009, the VPSA issued \$11,645,000 of School Financing Bonds (1997 Resolution) Series 2009D to purchase certain general obligation local school bonds to finance capital projects for public schools.

On December 9, 2009, the VCBA issued \$235,945,000 in Educational Facilities Revenue Bonds (Public Higher Education Financing Program), Series 2009B. The VCBA will use the proceeds of the Bonds to acquire Institutional Notes from participating public institutions of higher education. Each participating institution will, in turn, use the proceeds of its Institutional Note to finance capital projects which have been approved by the General Assembly.



Required Supplementary Information

**Schedule of Revenues, Expenditures, and Changes in Fund Balances – Budget and Actual –
General and Major Special Revenue Funds**

Fiscal Year Ended June 30, 2009

(Dollars in Thousands)

	General Fund			Final/Actual
	Original	Final	Actual	Variance
	Budget	Budget		Positive
				(Negative)
Revenues:				
Taxes:				
Individual and Fiduciary Income	\$ 10,776,900	\$ 9,697,300	\$ 9,481,109	\$ (216,191)
Sales and Use	3,469,488	3,179,300	3,116,831	(62,469)
Corporation Income	706,000	685,000	648,033	(36,967)
Motor Fuel	-	-	-	-
Motor Vehicle Sales and Use	-	-	-	-
Deeds, Contracts, Wills, and Suits	380,800	298,100	314,264	16,164
Premiums of Insurance Companies	294,800	257,500	255,019	(2,481)
Alcoholic Beverage Sales	175,000	174,900	173,227	(1,673)
Tobacco Products	182,100	182,100	183,750	1,650
Estate	-	-	6,006	6,006
Public Service Corporations	88,900	92,800	91,340	(1,460)
Other Taxes	24,300	15,900	28,230	12,330
Rights and Privileges	69,600	63,900	67,426	3,526
Sales of Property and Commodities	1,900	1,800	1	(1,799)
Assessments and Receipts for Support of Special Services	300	400	396	(4)
Institutional Revenue	7,500	7,500	6,402	(1,098)
Interest, Dividends, and Rents	123,567	121,986	134,400	12,414
Fines, Forfeitures, Court Fees, Penalties, and Escheats	201,600	205,200	197,875	(7,325)
Federal Grants and Contracts	-	-	-	-
Receipts from Cities, Counties, and Towns	10,300	10,100	10,265	165
Private Donations, Gifts and Contracts	-	900	118	(782)
Tobacco Master Settlement	55,699	66,754	58,966	(7,788)
Other	73,071	90,197	102,568	12,371
Total Revenues	16,641,825	15,151,637	14,876,226	(275,411)
Expenditures:				
Current:				
General Government	1,761,795	1,722,663	1,669,257	53,406
Education	8,319,880	8,083,328	8,045,614	37,714
Transportation	40	53,949	11,863	42,086
Resources and Economic Development	302,259	313,963	288,877	25,086
Individual and Family Services	4,418,613	4,075,027	4,012,450	62,577
Administration of Justice	2,466,671	2,440,305	2,300,008	140,297
Capital Outlay	159,919	74,498	47,421	27,077
Total Expenditures	17,429,177	16,763,733	16,375,490	388,243
Revenues Over (Under) Expenditures	(787,352)	(1,612,096)	(1,499,264)	112,832
Other Financing Sources (Uses):				
Transfers:				
Transfers In	621,607	641,273	664,141	22,868
Transfers Out	(465,580)	(556,413)	(561,192)	(4,779)
Total Other Financing Sources (Uses)	156,027	84,860	102,949	18,089
Revenues and Other Sources Over (Under)				
Expenditures and Other Uses	(631,325)	(1,527,236)	(1,396,315)	130,921
Fund Balance, July 1	2,219,790	2,219,790	2,219,790	-
Fund Balance, June 30	\$ 1,588,465	\$ 692,554	\$ 823,475	\$ 130,921

See notes on page 167 in this section.

Special Revenue Funds			
Commonwealth Transportation Fund			
Original Budget	Final Budget	Actual	Final/Actual Variance Positive (Negative)
\$ -	\$ -	\$ -	\$ -
603,206	514,500	478,501	(35,999)
-	-	-	-
920,918	879,238	864,877	(14,361)
649,043	430,100	406,401	(23,699)
96,600	60,600	35,703	(24,897)
134,500	132,300	132,286	(14)
-	-	-	-
-	-	-	-
-	-	-	-
-	-	-	-
54,966	35,560	32,787	(2,773)
504,790	501,570	550,025	48,455
556	556	2,035	1,479
19,021	18,316	19,089	773
-	-	-	-
50,251	101,891	46,485	(55,406)
72,593	22,887	12,037	(10,850)
1,228,983	1,238,153	813,166	(424,987)
308,096	518,722	81,203	(437,519)
-	-	2,040	2,040
-	-	-	-
26,241	407	21,541	21,134
4,669,764	4,454,800	3,498,176	(956,624)
2,424	2,424	2,016	408
2,414	2,414	2,389	25
4,301,631	5,273,776	3,707,304	1,566,472
16,178	11,922	10,501	1,421
-	-	-	-
8,656	8,656	8,656	-
54,986	58,041	32,019	26,022
4,386,289	5,357,233	3,762,885	1,594,348
283,475	(902,433)	(264,709)	637,724
62,350	147,370	155,770	8,400
(307,193)	(351,045)	(314,122)	36,923
(244,843)	(203,675)	(158,352)	45,323
38,632	(1,106,108)	(423,061)	683,047
1,791,954	1,791,954	1,791,954	-
\$ 1,830,586	\$ 685,846	\$ 1,368,893	\$ 683,047

Continued on next page

**Schedule of Revenues, Expenditures, and Changes in Fund Balances – Budget and Actual –
General and Major Special Revenue Funds** *(Continued from previous page)*

Fiscal Year Ended June 30, 2009

(Dollars in Thousands)

	Special Revenue Funds			
	Federal Trust			Final/Actual Variance Positive (Negative)
	Original Budget	Final Budget	Actual	
Revenues:				
Taxes:				
Individual and Fiduciary Income	\$ -	\$ -	\$ -	\$ -
Sales and Use	-	-	-	-
Corporation Income	-	-	-	-
Motor Fuel	-	-	-	-
Motor Vehicle Sales and Use	-	-	-	-
Deeds, Contracts, Wills, and Suits	-	-	-	-
Premiums of Insurance Companies	-	-	-	-
Alcoholic Beverage Sales	-	-	-	-
Tobacco Products	-	-	-	-
Estate	-	-	-	-
Public Service Corporations	-	-	-	-
Other Taxes	-	-	-	-
Rights and Privileges	20	-	-	-
Sales of Property and Commodities	485	292	122	(170)
Assessments and Receipts for Support of Special Services	-	-	-	-
Institutional Revenue	-	-	-	-
Interest, Dividends, and Rents	2,463	2,817	1,994	(823)
Fines, Forfeitures, Court Fees, Penalties, and Escheats	384	286	17	(269)
Federal Grants and Contracts	5,498,236	6,833,635	6,986,599	152,964
Receipts from Cities, Counties, and Towns	-	-	-	-
Private Donations, Gifts and Contracts	-	-	62	62
Tobacco Master Settlement	-	-	-	-
Other	40,961	27,538	78,485	50,947
Total Revenues	5,542,549	6,864,568	7,067,279	202,711
Expenditures:				
Current:				
General Government	121,732	152,612	127,910	24,702
Education	911,638	1,051,668	891,938	159,730
Transportation	34,017	22,539	14,125	8,414
Resources and Economic Development	159,319	174,857	138,675	36,182
Individual and Family Services	4,241,506	5,259,468	5,730,868	(471,400)
Administration of Justice	60,872	175,178	148,936	26,242
Capital Outlay	13,422	28,203	14,377	13,826
Total Expenditures	5,542,506	6,864,525	7,066,829	(202,304)
Revenues Over (Under) Expenditures	43	43	450	407
Other Financing Sources (Uses):				
Transfers:				
Transfers In	-	-	9,168	9,168
Transfers Out	(43)	(43)	(9,618)	(9,575)
Total Other Financing Sources (Uses)	(43)	(43)	(450)	(407)
Revenues and Other Sources Over (Under)				
Expenditures and Other Uses	-	-	-	-
Fund Balance, July 1	-	-	-	-
Fund Balance, June 30	\$ -	\$ -	\$ -	\$ -

See notes on page 167 in this section.

**Notes for Schedule of Revenues, Expenditures, and Changes in Fund Balances – Budget and Actual –
General and Major Special Revenue Funds**

1. BASIS OF BUDGETING VS. MODIFIED ACCRUAL BASIS FUND BALANCE (1)

Since the presentation of financial data on the basis of budgeting differs from that presented under accounting principles generally accepted in the United States of America, a schedule reconciling the fund balance on a budgetary basis at June 30, 2009, to the fund balance on a modified accrual basis follows.

Fund Balance Comparison Budgetary Basis to GAAP Basis June 30, 2009 <i>(Dollars in Thousands)</i>			
	General Fund	Commonwealth Transportation Fund	Federal Trust Fund
Fund Balance, Basis of Budgeting	\$ 823,475	\$ 1,368,893	\$ -
Adjustments from Budget to Modified Accrual, Undesignated:			
Accrued Revenues:			
Taxes	593,173	125,409	-
Tax Refunds	(488,410)	-	-
Other Revenue/Other Sources	(20,595)	105,476	794,464
Deferred Taxes (2)	(199,308)	-	-
Medicaid Payable	(268,153)	-	(440,533)
Accrued Expenditures/Other Uses	(698,649)	(169,667)	(299,676)
Fund Balance, Modified Accrual Basis	<u>\$ (258,467)</u>	<u>\$ 1,430,111</u>	<u>\$ 54,255</u>

1. As discussed in Note 1.E., the Literary Fund has no approved budget.
2. See also Note 1.Q.

2. APPROPRIATIONS

The amounts presented in the Schedule of Revenues, Expenditures, and Changes in Fund Balances – Budget and Actual – General and Major Special Revenue Funds are principally on a cash basis and represent the original budget adopted by the General Assembly and all supplemental appropriations and transfers. The following schedule reconciles original appropriations to the final adjusted expenditure appropriations for the General Fund and Major Special Revenue Funds, at June 30, 2009, except the Literary Fund which has no approved budget.

<i>(Dollars in Thousands)</i>	General Fund (10)	Commonwealth Transportation Fund	Federal Trust Fund (11)
Appropriations (1)	\$ 17,429,177	\$ 4,386,289	\$ 5,542,506
Supplemental Appropriations:			
Reappropriations (2)	804,929	59,986	26,056
Subsequent Executive (3)	27,305	401,511	492,464
Subsequent Legislative (4)	(987,330)	452,435	837,372
Capital Outlay and Operating Reversions (5)	(116)	(1,989)	(1,026)
Deficit (6)	78	-	-
Transfers (7)	(372,384)	150,123	(17,578)
Capital Outlay Adjustment (8)	(137,926)	(55,155)	(15,269)
Debt Service Adjustment (9)	-	(35,967)	-
Appropriations, as adjusted	<u>\$ 16,763,733</u>	<u>\$ 5,357,233</u>	<u>\$ 6,864,525</u>

1. Represents the budget appropriated through Chapter 879, 2008 Acts of Assembly, as amended by Chapter 781, 2009 Acts of Assembly.
2. Actions taken to reappropriate any prior year unexpended balances per authority of the language in the Appropriation Act.
3. Actions taken by the Governor to carry forward any prior year unexpended balances, sum sufficient authority, and year 2 to year 1 reductions (General Fund) and actions taken to appropriate any additional revenues collected so that they can be legally spent (Special Revenue Funds).
4. Actions taken by the Governor and the General Assembly to adjust the budget.
5. Represents reversions of unexpended capital outlay and operating balances.
6. Represents additional appropriations authorized by the Governor to prevent agencies from incurring deficits. This deficit appropriation relates to the payment of operating expenses for the Department of Veterans Services and the Human Rights Council.
7. Represents transfers required by the Appropriation Act. Transfers out are reduced by approximately \$1.6 billion (General Fund) and \$0.9 million (Commonwealth Transportation Fund) for transfers to component units and fiduciary funds that have been reclassified as expenditures in accordance with GASB Statement No. 34.
8. Capital outlay appropriations cover the projects' lives and usually extend beyond the current fiscal year. These amounts have been adjusted to report the amount authorized for expenditure during the current fiscal year.
9. The Special Revenue Commonwealth Transportation Fund appropriations have been adjusted for debt service.
10. Budgetary reductions totaling \$283 million are excluded since they were not available for disbursement during the current fiscal year.
11. Appropriations do not include food stamp issuances of \$805 million since this is a noncash item; however, this amount is included in actual expenditures.

Funding Progress for Defined Benefit Pension Plans

(Dollars in Millions)

Actuarial Valuation Date June 30	Actuarial Value of Assets [a]	Actuarial Accrued Liability (AAL) Entry Age [b]	Unfunded AAL (UAAL) [b-a]	Funded Ratio [a/b]	Covered Payroll [c]	UAAL as a Percentage of Covered Payroll [b-a]/[c]
Virginia Retirement System (VRS) **						
2008	\$ 52,548	\$ 62,554	\$ 10,006	84.0%	\$ 14,559	68.7%
2007	47,815	58,116	10,301	82.3%	13,834	74.5%
2006	42,669	52,822	10,153	80.8%	13,002	78.1%
* 2005	40,372	49,628	9,256	81.3%	12,212	75.8%
2004	39,691	43,958	4,267	90.3%	11,510	37.1%
2003	39,243	40,698	1,455	96.4%	10,885	13.4%
2002	38,957	38,265	(692)	101.8%	10,669	(6.5%)
2001	37,968	35,384	(2,584)	107.3%	10,145	(25.5%)
* 2000	34,392	32,643	(1,749)	105.4%	9,529	(18.4%)
1999	29,804	31,419	1,615	94.9%	9,138	17.7%
State Police Officers' Retirement System (SPORS)						
2008	\$ 646	\$ 844	\$ 198	76.5%	\$ 103	192.2%
2007	595	806	211	73.8%	101	208.9%
2006	539	730	191	73.8%	94	203.2%
* 2005	514	673	159	76.4%	91	174.7%
2004	510	656	146	77.7%	82	178.0%
2003	509	616	107	82.6%	79	135.4%
2002	508	595	87	85.4%	81	107.4%
2001	495	557	62	88.9%	83	74.7%
* 2000	441	513	72	86.0%	81	88.9%
1999	377	463	86	81.4%	77	111.7%
Virginia Law Officers' Retirement System (VaLORS)						
2008	\$ 873	\$ 1,281	\$ 408	68.1%	\$ 368	110.9%
2007	766	1,166	400	65.7%	341	117.3%
2006	656	1,096	440	59.9%	321	137.1%
* 2005	575	980	405	58.7%	307	131.9%
2004	509	927	418	54.9%	298	140.3%
2003	458	854	396	53.6%	292	135.6%
2002	418	806	388	51.9%	306	126.8%
2001	393	628	235	62.6%	320	73.4%
*** 2000	307	680	373	45.1%	315	118.4%
Judicial Retirement System (JRS)						
2008	\$ 374	\$ 495	\$ 121	75.6%	\$ 61	198.4%
2007	340	442	102	76.9%	58	175.9%
2006	302	424	122	71.2%	54	225.9%
* 2005	288	402	114	71.6%	52	219.2%
2004	285	366	81	77.9%	48	168.8%
2003	282	348	66	81.0%	48	137.5%
2002	281	352	71	79.8%	48	147.9%
2001	277	342	65	81.0%	47	138.3%
* 2000	245	330	85	74.2%	45	188.9%
1999	210	302	92	69.5%	42	219.0%

* Revised economic and demographic assumptions due to experience study.

** Change in benefit formula, unreduced early retirement age and actuarial amortization method.

*** The first actuarial valuation for the Virginia law Officers' Retirement System, established on October 1, 1999, was performed as of June 30, 2000.

See Notes on following page.

Notes for Funding Progress for Defined Benefit Pension Plans

Valuation Date:	June 30, 2008
Actuarial Cost Method:	Entry Age Normal
Amortization Method:	
State Employees	Level percent, closed
Teachers	Level percent, closed
Political Subdivision Employees	Level percent, closed
State Police / VA Law Officers / Judges	Level percent, closed
Payroll Growth Rate:	
State Employees	3.00%
Teachers	3.00%
Political Subdivision Employees	3.00%
State Police / VA Law Officers / Judges	3.00%
Remaining Amortization Period:	
State Employees	20 years
Teachers	20 years
Political Subdivision Employees	20 years
State Police / VA Law Officers / Judges	20 years
Asset Valuation Method:	5 year Smoothed Market
Actuarial Assumptions:	
Investment Rate of Return (1)	7.50%
Projected Salary Increases (1)	
State Employees	3.75% to 5.60%
Teachers	3.75% to 6.20%
Employees (Non-Hazardous Duty Employees)	3.75% to 5.60%
Political Subdivision Employees (Hazardous Duty Employees)	3.50% to 4.75%
State Police / VA Law Officers	3.50% to 4.75%
Judges	3.50%
Cost of Living Adjustments	2.50%

(1) Includes inflation at 2.50%.

Schedule of Employer Contributions – Defined Pension Plans

(Dollars in Thousands)

Year Ended June 30	Annual Required Contribution	Percentage Contributed	Statutory Required Contribution	Percentage Contributed
Virginia Retirement System (VRS)				
2009 *	\$ 1,501,018	81.25%	\$ 1,219,645	100.00%
2008 *	1,378,993	92.58%	1,276,645	100.00%
2007 *	1,299,606	85.89%	1,116,217	100.00%
2006 *	864,245	89.51%	773,553	100.00%
2005 *	810,944	85.26%	691,415	100.00%
2004 *	469,200	91.66%	430,064	100.00%
2003 *	450,766	67.61%	304,784	100.00%
2002 *	459,613	79.68%	366,239	100.00%
2001 *	630,458	99.99%	630,370	100.00%
2000 *	785,376	93.24%	732,273	100.00%
State Police Officers' Retirement System (SPORS)				
2009 *	\$ 24,241	83.23%	\$ 20,175	100.00%
2008 *	22,941	91.49%	20,989	100.00%
2007 *	19,402	84.31%	16,358	100.00%
2006 *	23,132	65.96%	15,258	100.00%
2005 *	21,946	65.96%	14,475	100.00%
2004 *	20,187	51.16%	10,328	100.00%
2003 *	19,866	44.20%	8,781	100.00%
2002 *	20,190	50.00%	10,095	100.00%
2001	20,420	100.00%	20,420	100.00%
2000 *	17,684	85.07%	15,044	100.00%
Virginia Law Officers' Retirement System (VaLORS)				
2009 *	\$ 60,059	84.80%	\$ 50,932	100.00%
2008 *	61,325	91.20%	55,929	100.00%
2007 *	56,190	86.03%	48,338	100.00%
2006 *	77,414	67.96%	52,611	100.00%
2005 *	74,301	67.96%	50,495	100.00%
2004 *	72,752	55.80%	40,596	100.00%
2003 *	72,699	48.00%	34,895	100.00%
2002 *	77,417	32.30%	25,006	100.00%
2001	51,072	100.00%	51,072	100.00%
2000	16,216	84.81%	13,753	100.00%
Judicial Retirement System (JRS)				
2009 *	\$ 23,148	90.72%	\$ 21,000	100.00%
2008 *	23,599	94.86%	22,386	100.00%
2007 *	22,557	91.02%	20,530	100.00%
2006 *	23,871	67.89%	16,206	100.00%
2005 *	22,490	67.89%	15,269	100.00%
2004 *	21,341	71.18%	15,190	100.00%
2003 *	21,110	64.44%	13,604	100.00%
2002 *	21,282	50.00%	10,641	100.00%
2001	20,822	100.00%	20,822	100.00%
2000 *	15,075	99.07%	14,935	100.00%

* Contributions made by employers during the fiscal years ended June 30, 2000, through June 30, 2009, were not in all cases in accordance with the actuarially determined Annual Required Contribution (ARC), but they did meet statutory requirements.

Funding Progress for Other Post-Employment Benefit Plans

(Dollars in Millions)

Actuarial Valuation Date June 30	Actuarial Value of Assets [a]	Actuarial Accrued Liability (AAL) [b]	Unfunded AAL (UAAL) [b-a]	Funded Ratio [a/b]	Covered Payroll [c]	UAAL as a Percentage of Covered Payroll [b-a]/[c]
Group Life Insurance Fund						
2008	\$ 975	\$ 1,772	\$ 797	55.0%	\$ 16,267	4.9%
2007	\$ 880	\$ 1,552	\$ 672	56.7%	\$ 14,822	4.5%
* 2006	\$ 751	\$ 1,436	\$ 685	52.3%	\$ 13,923	4.9%
Retiree Health Insurance Credit Fund						
2008	\$ 261	\$ 1,908	\$ 1,647	13.7%	\$ 12,986	12.7%
2007	\$ 198	\$ 1,814	\$ 1,616	10.9%	\$ 10,571	15.3%
* 2006	\$ 175	\$ 1,316	\$ 1,141	13.3%	\$ 9,965	11.5%
Disability Insurance Trust Fund						
2008	\$ 286	\$ 363	\$ 77	78.8%	\$ 4,111	1.9%
2007	\$ 264	\$ 451	\$ 187	58.5%	\$ 3,909	4.8%
* 2006	\$ 192	\$ 423	\$ 231	45.4%	\$ 3,716	6.2%
Line of Duty Death and Disability						
2008	\$ 3	\$ 185	\$ 182	1.6%	\$ N/A	-
2007	\$ -	\$ 146	\$ 146	-	\$ N/A	-
* 2006	\$ -	\$ 99	\$ 99	-	\$ N/A	-
Pre-Medicare Retiree Healthcare						
** 2007	\$ -	\$ 982	\$ 982	-	\$ 2,931	33.5%

* 2006 was the first actuarial valuation prepared using the required parameters of GASB Statement No. 43.

**2007 was the first actuarial valuation prepared for the Pre-Medicare Retiree Healthcare Fund.

See Notes on following page.

Notes for Funding Progress for Other Post-Employment Benefit Plans

	Group Life Insurance Fund	Retiree Health Insurance Credit Fund	Disability Insurance Trust Fund	Line of Duty Death and Disability	Pre-Medicare Retiree Healthcare
Valuation Date	June 30, 2008	June 30, 2008	June 30, 2008	June 30, 2008	June 30, 2007
Actuarial Cost Method	Entry Age Normal	Entry Age Normal	Projected Unit Credit	Projected Unit Credit	Projected Unit Credit
Amortization Method	Level Percent of Pay, Closed	Level Percent of Pay, Closed	Level Percent of Pay, Closed	Level Percent, Open	Level dollar, Open
Payroll Growth Rate:					
State Employees	3.00%	3.00%	3.00%	N/A	3.00%
Teachers	3.00%	3.00%	N/A	N/A	N/A
Political Subdivision Employees	3.00%	3.00%	N/A	N/A	N/A
State Police / VA Law Officers / Judges	3.00%	3.00%	3.00%	3.00%	3.00%
Judges	3.00%	3.00%	N/A	N/A	N/A
Remaining Amortization Period	28 years	28 years	28 years	30 years	30 years
Asset Valuation Method	5-Year, Smoothed Market	5-Year, Smoothed Market	Market Value	Market Value	Market Value
Actuarial Assumptions:					
Investment Rate of Return (1)	7.50%	7.50%	7.50%	7.50%	4.97%
Projected Salary Increases (1)					
State Employees	3.75% to 5.60%	N/A	3.75% to 5.60%	N/A	3.75% to 5.60%
Teachers	3.75% to 6.20%	N/A	N/A	N/A	N/A
Political Subdivision Employees (Non-Hazardous Duty	3.75% to 5.60%	N/A	N/A	N/A	N/A
Political Subdivision Employees (Hazardous Duty Employees)	3.50% to 4.75%	N/A	N/A	N/A	N/A
State Police / VA Law Officers / Judges	3.50% to 4.75%	N/A	3.50% to 4.75%	3.50% to 4.75%	3.50% to 4.75%

(1) Includes inflation at 2.50%.

Schedule of Employer Contributions – Other Post-Employment Benefit Plans

(Dollars in Thousands)

Year Ended June 30		Annual Required Contribution	Percentage Contributed		Statutory Required Contribution	Percentage Contributed
<i>Group Life Insurance Fund</i>						
2009*	\$	146,545	92.13%	\$	135,019	100.00%
2008		158,740	100.00%		158,740	100.00%
<i>Retiree Health Insurance Credit Fund</i>						
2009*	\$	150,048	96.63%	\$	144,989	100.00%
2008		147,524	100.00%		147,524	100.00%
<i>Disability Insurance Trust Fund</i>						
2009*	\$	78,120	91.33%	\$	71,344	100.00%
2008		97,975	80.00%		78,380	100.00%
<i>Line of Duty Death and Disability</i>						
2009*	\$	16,523	51.51%	\$	8,511	100.00%
2008		9,786	102.45%		10,026	100.00%
<i>Pre-Medicare Retiree Healthcare</i>						
2009*	\$	131,925	23.34%	\$	-	-
2008		127,426	25.21%		-	-

* Contributions made by employers during the fiscal year ended June 30, 2009 were not in all cases in accordance with the actuarially determined Annual Required Contribution (ARC), but they did meet statutory requirements.

Claims Development Information – Risk Management

(Dollars in Thousands)

Comparison of Earned Revenues and Investment Income to Related Costs of Loss and Other Expenses

Fiscal and Policy Year Ended	2000	2001	2002	2003
1. Required contribution and investment revenue:				
Earned	\$ 6,478	\$ 5,814	\$ 5,936	\$ 5,740
Ceded (a)	-	-	-	-
Net earned	6,478	5,814	5,936	5,740
2. Unallocated expenses	1,223	1,863	902	918
3. Estimated incurred claims and expenses, end of policy year:				
Incurred	2,263	2,687	4,110	3,488
Ceded (a)	-	-	-	-
Net incurred	2,263	2,687	4,110	3,488
4. Net paid (cumulative) as of:				
End of policy year	196	336	550	380
One year later	2,688	1,628	1,979	1,894
Two years later	3,322	2,388	2,291	2,181
Three years later	3,369	2,490	2,556	2,375
Four years later	3,447	2,530	2,864	2,435
Five years later	4,042	2,616	2,900	2,454
Six years later	4,062	2,616	3,054	2,455
Seven years later	4,069	2,618	3,054	
Eight years later	4,080	2,618		
Nine years later	4,080			
5. Reestimated ceded claims and expenses (a)	-	-	-	-
6. Reestimated incurred claims and expenses:				
End of policy year	2,263	2,687	4,110	3,488
One year later	4,801	3,752	4,458	3,237
Two years later	4,467	3,318	4,196	2,910
Three years later	3,589	3,270	3,734	2,619
Four years later	3,575	3,186	3,299	2,447
Five years later	4,211	3,171	3,566	2,467
Six years later	4,236	3,171	3,240	2,457
Seven years later	4,212	3,168	3,191	
Eight years later	4,162	3,168		
Nine years later	4,080			
7. Increase (decrease) in estimated net incurred claims and expense from end of policy year	1,817	481	(919)	(1,031)

The Commonwealth provides errors and omissions liability insurance and law enforcement professional liability insurance for local governmental units, which went into effect in fiscal year 1987. For fiscal years 1992-2000, this insurance coverage was provided through the Department of General Services, Division of Risk Management. Effective July 1, 2000, this coverage was provided through the Department of the Treasury, Division of Risk Management.

See Notes on page 178 in this section.

2004	2005	2006	2007	2008	2009
\$ 5,729	\$ 5,788	\$ 6,166	\$ 6,560	\$ 6,759	\$ 6,197
-	-	-	-	-	-
5,729	5,788	6,166	6,560	6,759	6,197
1,209	1,068	1,008	1,047	1,307	1,272
2,861	2,790	1,539	2,060	3,330	3,681
-	-	-	-	-	-
2,861	2,790	1,539	2,060	3,330	3,681
161	227	177	106	493	300
1,072	1,699	745	1,051	1,697	
1,420	2,079	1,421	2,436		
1,539	2,332	2,087			
1,559	2,438				
1,569					
-	-	-	-	-	-
2,861	2,790	1,539	2,060	3,330	3,681
3,302	3,563	2,168	3,316	3,928	
2,306	3,418	2,494	3,224		
1,700	3,204	2,872			
1,697	2,783				
1,648					
(1,213)	(7)	1,333	1,164	598	-

Claims Development Information – Health Care

(Dollars in Thousands)

Comparison of Earned Revenues and Investment Income to Related Costs of Loss and Other Expenses

Fiscal and Policy Year Ended	2000	2001	2002	2003
1. Required contribution and investment revenue:				
Earned	\$ 75,569	\$ 88,313	\$ 100,836	\$ 118,825
Ceded (a)	-	-	-	-
Net earned	75,569	88,313	100,836	118,825
2. Unallocated expenses	6,997	7,203	6,225	6,171
3. Estimated incurred claims and expenses, end of policy year:				
Incurred	76,816	87,222	95,860	104,453
Ceded (a)	-	-	-	-
Net incurred	76,816	87,222	95,860	104,453
4. Net paid (cumulative) as of:				
End of policy year	68,336	74,579	80,974	99,443
One year later	-	-	-	-
Two years later	N/A	N/A	N/A	N/A
Three years later	N/A	N/A	N/A	N/A
Four years later	N/A	N/A	N/A	N/A
Five years later	N/A	N/A	N/A	N/A
Six years later	N/A	N/A	N/A	N/A
Seven years later	N/A	N/A	N/A	
Eight years later	N/A	N/A		
Nine years later	N/A			
5. Reestimated ceded claims and expenses (a)	-	-	-	-
6. Reestimated incurred claims and expenses:				
End of policy year	74,417	87,222	95,860	104,453
One year later	74,417	87,222	95,860	104,453
Two years later	N/A	N/A	N/A	N/A
Three years later	N/A	N/A	N/A	N/A
Four years later	N/A	N/A	N/A	N/A
Five years later	N/A	N/A	N/A	N/A
Six years later	N/A	N/A	N/A	N/A
Seven years later	N/A	N/A	N/A	
Eight years later	N/A	N/A		
Nine years later	N/A			
7. Increase (decrease) in estimated net incurred claims and expense from end of policy year	(2,399)	-	-	-

The Commonwealth, through its Department of Human Resource Management, provides health care insurance for local governmental units, which went into effect in fiscal year 1987.

See Notes on page 178 in this section.

2004	2005	2006	2007	2008	2009
\$ 137,582	\$ 157,959	\$ 184,360	\$ 202,366	\$ 211,034	\$ 222,498
-	-	-	-	-	-
137,582	157,959	184,360	202,366	211,034	222,498
6,271	10,655	11,899	13,782	16,215	16,400
124,887	144,976	152,289	163,787	185,117	214,411
-	-	-	-	-	-
124,887	144,976	152,289	163,787	185,117	214,411
99,656	140,452	147,534	159,769	181,566	204,655
-	-	-	-	-	-
N/A	N/A	N/A	N/A		
N/A	N/A	N/A			
N/A	N/A				
N/A					
-	-	-	-	-	-
124,887	144,976	152,289	163,787	185,117	214,411
124,887	144,976	152,289	163,787	185,117	
N/A	N/A	N/A	N/A		
N/A	N/A	N/A			
N/A	N/A				
N/A					
-	-	-	-	-	-

Notes for Claims Development Information Tables

The tables on the previous four pages illustrate how the Risk Management and Health Care Claims Funds earned revenues (net of reinsurance) and investment income compare to related costs of loss (net of loss assumed by reinsurers) and other expenses assumed by the funds as of the end of each of the past several years. The rows of the tables are defined as follows:

1. This line shows the total of each fiscal year's gross earned contribution revenue and investment revenue, contribution revenue ceded to reinsurers, and net earned contribution revenue and reported investment revenue.
2. This line shows each fiscal year's other operating costs of the funds, including overhead and claims expense not allocable to individual claims.
3. This line shows the funds' gross incurred claims and allocated claim adjustment expenses, claims assumed by reinsurers, and net incurred claims and adjustment expenses (both paid and accrued) as originally reported at the end of the first year in which the event that triggered coverage under the contract occurred (called policy year).
4. This section of rows shows the cumulative net amounts paid as of the end of successive years for each policy year.
5. This line shows the latest reestimated amount of claims assumed by reinsurers as of the end of the current year for each accident year.
6. This section of rows shows how each policy year's net incurred claims increased or decreased as of the end of successive years. (This annual reestimation results from new information received on known claims, reevaluation of existing information on known claims, as well as emergence of new claims not previously known.)
7. This line compares the latest reestimated net incurred claims amount to the amount originally established (line 3) and shows whether this latest estimate of net claims cost is greater or less than originally thought. As data for individual policy years mature, the correlation between original estimates and reestimated amounts is commonly used to evaluate the accuracy of net incurred claims currently recognized in less mature policy years.

The columns of the tables show data for successive policy years.

Notes:

- (a) During fiscal year 1997, the Commonwealth implemented GASB Statement No. 30, *Risk Financing Omnibus*. The Commonwealth has no reinsurers; therefore, the ceded amounts on lines 1, 3, and 5 are zero.

APPENDIX B

**COMMONWEALTH OF VIRGINIA
FINANCIAL AND OTHER INFORMATION**

**APPENDIX B
TABLE OF CONTENTS**

INTRODUCTION	1
GOVERNMENTAL ORGANIZATION	1
Legislative Department	1
Executive Department	1
Judicial Department	2
FINANCIAL FACTORS	2
Budgetary Process	2
Development of Revenue Estimates	3
Financial Control Procedures	3
Investment of Public Funds	3
Financial Statements	4
Summary of General Fund Revenues, Expenditures and Changes in Fund Balance	4
General Fund Revenues	8
Collection of Delinquent Tax	9
General Fund Expenditures	10
General Fund Balance	11
Nongeneral Fund Revenues	12
The 2010 Amendments to the 2009 Appropriation Act	13
The 2010 Appropriation Act	15
INDEBTEDNESS OF THE COMMONWEALTH	17
Section 9(a) Debt	17
Section 9(b) Debt	17
Section 9(c) Debt	17
Effect of Refunding Debt	18
General Obligation Debt Limit and Debt Margin	19
Tax-Supported Debt – General Obligation	20
Other Tax-Supported Debt	20
Leases and Contracts	20
Outstanding Tax-Supported Debt	21
Outstanding Tax-Supported Debt Service	23
Authorized and Unissued Tax-Supported Debt	25
Moral Obligation Debt	25
Other Debt	26
Commonwealth Debt Management	27
RETIREMENT PLANS	27
OTHER LONG-TERM LIABILITIES	32
Employee Benefits Other than Pension Benefits	32
Self-Insurance	32
Medicaid Payable	32
Other Post Employment Benefits (OPEB) – Financial Statement Reporting	32
LABOR RELATIONS	33
LITIGATION	33
TOBACCO SETTLEMENT	34

INTRODUCTION

This financial and other information was provided by the Commonwealth of Virginia (the "Commonwealth"), its agencies, institutions and authorities. The data were compiled by the Department of the Treasury and were not independently verified; however, the Department of the Treasury has no reason to believe that such material is not true and correct.

GOVERNMENTAL ORGANIZATION

Under the Constitution of Virginia (the "Constitution"), the legislative, executive and judicial powers of the Commonwealth are divided into three separate and distinct departments.

Legislative Department

The legislative power is vested in the General Assembly, the oldest representative lawmaking body in the United States. The General Assembly is bicameral, consisting of a Senate with 40 Senators elected for four-year terms and a House of Delegates with 100 Delegates elected for two-year terms. The General Assembly meets annually each January. Regular sessions are 60 days in duration in even numbered years and 30 days in odd numbered years, but each can be extended for an additional 30 days by a two-thirds vote of each house.

The General Assembly is assisted in its legislative function by a full-time staff of over 100 persons and various commissions appointed by the General Assembly. The Joint Legislative Audit and Review Commission was established to carry out continuous legislative review and evaluation of Commonwealth programs from the standpoint of cost effectiveness.

The Auditor of Public Accounts is elected by the General Assembly. The Auditor and a staff of approximately 160 persons audit the accounts of all Commonwealth offices, departments, boards, commissions, institutions and other agencies handling Commonwealth funds and report thereon to the General Assembly.

Executive Department

The Governor, Lieutenant Governor and Attorney General are constitutional officers, elected every four years. The present term of each office began January 16, 2010 and each expires January 18, 2014. The Constitution does not allow a Governor to serve successive terms.

The Governor is the Commonwealth's chief executive officer. The Governor advises the General Assembly on the condition of the Commonwealth and makes recommendations for legislation. The Governor is also charged with the responsibility for preparing and executing the Commonwealth's budget. The Governor's veto of legislation may be overridden only by a two-thirds vote of each house of the General Assembly. If deemed necessary for the welfare of the Commonwealth, the Governor may convene the General Assembly at any time. With few exceptions, the Governor appoints the administrative heads and boards of all Commonwealth agencies. Commonwealth agencies report to the Governor through a cabinet of eleven Secretaries appointed by the Governor to supervise and manage the various functions of the Commonwealth's government.

The Lieutenant Governor is next in line in the event of the Governor's inability to serve. The Lieutenant Governor also serves as President of the Senate, but may not vote except in the event of a tie.

The Attorney General is the chief executive officer of the Department of Law. The Department of Law represents the Commonwealth in all civil cases to which the Commonwealth or any of its agencies is a party and in all criminal cases on appeal to the Supreme Court of Virginia. The Attorney General is also the legal advisor to the Governor, General Assembly and heads of Commonwealth agencies.

Judicial Department

The Supreme Court is the Commonwealth's highest court and consists of seven justices appointed by the General Assembly. Several agencies involved in legal administration operate under the control of the Supreme Court. These include the Judicial Inquiry and Review Commission, the Virginia State Bar and the State Board of Bar Examiners. The Commonwealth is divided into 31 Judicial Circuits over which Circuit Judges preside. The Circuit Courts are courts of record having original jurisdiction in cases involving a specified sum and felonies, and appellate jurisdiction over lower District Courts. A Court of Appeals stands between the Circuit Courts and the Supreme Court and has appellate jurisdiction.

FINANCIAL FACTORS

Budgetary Process

The Governor is the chief planning and budget officer of the Commonwealth. The Secretary of Finance and the Department of Planning and Budget assist the Governor in the preparation of executive budget documents. The Governor's Secretaries advise the Governor and the Department of Planning and Budget on the relative priority of the budget requests from their respective agencies.

The Governor is required by statute to present a bill detailing his budget (the "Budget Bill") and a narrative summary of the bill to the General Assembly by December 20th in the year immediately prior to each even-year session. The Budget Bill is introduced in both the House of Delegates and the Senate. It is referred to the House Appropriations and Senate Finance Committees, which hold joint meetings to hear from citizens, from other General Assembly members and from agency representatives. The Budget Bill is then approved by each Committee in an open session and reported to the respective floors for consideration, debate, amendment and passage. After the bill has passed both houses, differences between the House and Senate versions are reconciled by a conference committee with equal representation from both houses.

Under constitutional provisions, the Governor retains the right in his review of legislative action on the Budget Bill, to suggest alterations to or to veto appropriations made by the General Assembly. After enactment, the Budget Bill becomes law (the "Appropriation Act").

In the odd-year sessions of the General Assembly, amendments are considered to the Appropriation Act enacted in the previous year. The Governor submits a Budget Bill by December 20th which includes his proposed amendments. It is then introduced in both houses and is considered in the same manner as the regular biennial Budget Bill. The Appropriation Act enacted in the odd-year session is effective upon passage, whereas the regular biennial Appropriation Act is effective July 1, the beginning of the biennium.

An appropriation for a project or service is initially contained in the Appropriation Act enacted by the General Assembly. An agency request for an increase or other adjustments to its legislative appropriation must be reviewed and approved by the Department of Planning and Budget. Under the Constitution, no money may be paid out of the State Treasury except pursuant to appropriations made by law. No such appropriation may be made which is payable more than two years and six months after the end of the session of the General Assembly at which the appropriation was enacted.

Implementation and administration of the provisions of the Appropriation Act are functions of the Governor, assisted by the Secretary of Finance and the Department of Planning and Budget. This process also involves constant monitoring of revenue collections and expenditures to ensure that a balanced budget is maintained. The Appropriation Act requires that if projected revenue collections fall below amounts appropriated, the Governor must reduce expenditures and withhold allotments of appropriations, with the exception of amounts needed for debt service and specified other purposes, to the extent necessary to prevent any expenditure in excess of estimated revenues. The Appropriation Act provides that up to 15 percent of a general fund appropriation to an agency may be withheld, if required.

The Constitution requires the Governor to ensure that expenses do not exceed total revenues anticipated plus fund balances during the period of two years and six months following the end of the General Assembly session in which the appropriations are made. The Revenue Stabilization Fund was established by constitutional amendment effective January 1, 1993, and consists of an amount not to exceed 10 percent of the Commonwealth's average annual tax revenues derived from taxes on income and retail sales for the three immediately preceding fiscal years, as certified by the Auditor of Public Accounts. The Fund is available to offset, in part, anticipated shortfalls in revenues in years when appropriations based on previous forecasts exceed expected revenues in subsequent forecasts. If in any year total revenues are forecast to decline by more than 2 percent of the certified tax revenues collected in the most recently ended fiscal year, the General Assembly may

appropriate for transfer up to one-half of the Revenue Stabilization Fund balance to the General Fund to stabilize revenues. This transfer shall not exceed one-half of the forecast shortfall. If any amounts accrue to the credit of the Fund in excess of the 10 percent limitation, such as through interest or dividends, the Treasurer shall promptly transfer any such excess amounts to the General Fund.

Development of Revenue Estimates

The development of the General Fund revenue estimate begins with the selection of a forecast of national economic activity for the state budget period prepared by independent economic forecasting firms based on the advice of the Governor's Advisory Board of Economists and the Commonwealth's own staff. The national economic forecast is used to develop a forecast of similar indicators of in-state activity.

After the development of forecasts of major Commonwealth economic indicators, revenue estimates are generated using revenue forecasting models developed and maintained by the Department of Taxation. Adjustments are made on a revenue source-by-source basis for any legislative, judicial or administrative changes that would affect the projected level of revenues but that cannot be forecast by models constructed using historical data. Finally, adjustments are made if revenues are substantially above or below the projected level.

Financial Control Procedures

The General Assembly appropriates funds for a particular program in the Appropriation Act. These funds must then be allotted by the Governor and the Department of Planning and Budget for specific purposes. The State Comptroller accounts for certain specific personnel and non-personnel transactions. Once appropriation, allotment and accounting procedures have been completed, funds are disbursed by the State Treasurer upon a warrant of the State Comptroller drawn at the request of the responsible agency. The Auditor of Public Accounts audits such financial transactions to assure the reporting of such transactions is in compliance with generally accepted accounting principles.

The Director of the Department of Planning and Budget is appointed by the Governor. The Department of Planning and Budget monitors and evaluates the use of resources to ensure that agencies are delivering effective and efficient services. The Governor is empowered to withhold appropriations to agencies in the event that expenditures are no longer warranted or are not being made for the purposes for which the funds were initially appropriated.

The State Comptroller, who is appointed by the Governor subject to confirmation by the General Assembly, is the director of the Department of Accounts, the central accounting agency of the Commonwealth. The State Comptroller maintains a complete system of general accounts of every department, division, office, board, commission, institution and agency of the Commonwealth. In order to assure uniform accounting practices among the agencies and to avoid duplication, the State Comptroller also prescribes the accounts and control records that are to be kept by each state agency.

The State Treasurer, who is also appointed by the Governor subject to confirmation by the General Assembly, is the director of the Department of the Treasury. This department receives, maintains custody of and disburses all funds of the Commonwealth.

Unlike the State Comptroller and the State Treasurer, the Auditor of Public Accounts is appointed by the General Assembly for a term of four years and is, therefore, part of the Legislative Department rather than the Executive Department. The principal function of the Auditor is to audit the accounts of all state departments, offices, boards, commissions, institutions and agencies handling state funds. In the event the Auditor discovers some irregularity or misuse of funds, it is his duty to inform the Governor, the Joint Legislative Audit and Review Commission and the State Comptroller.

Investment of Public Funds

It is the policy of the State Treasurer to invest public funds in a manner which will provide the highest investment return with the maximum security while meeting the daily cash flow demands and conforming to all statutes governing the investment of public funds. The General Account of the Commonwealth, which is comprised of funds collected and held for various fund groups including the General Fund, is divided into two major pools. Both pools are managed in accordance with guidelines promulgated by the Treasury Board. The Primary Liquidity Pool, representing approximately 75 percent of the General Account, provides for disbursements and operational needs. Safety of principal and liquidity are the objectives of this portfolio. The Total Return Pool, which can be up to 25 percent of the General Account, is structured to generate investment returns over the long term higher than the return on the Primary Liquidity Pool, while maintaining sound credit quality and providing secondary liquidity.

Financial Statements

The Commonwealth operates on a fiscal year basis beginning on July 1 and ending on June 30. The Commonwealth's financial statements, audited by the Auditor of Public Accounts, for the fiscal year ended June 30, 2009, are contained in the Commonwealth Comprehensive Annual Financial Report (the "CAFR") available at www.doa.virginia.gov. The financial statements conform to GASB Statement No. 34, *Basic Financial Statements – and Management's Discussion and Analysis – for State and Local Governments*. The financial statements include government-wide statements using full accrual accounting, fund financial statements that use different accounting approaches based on the type of fund, and a reconciliation of the two types of statements. See the section in the CAFR entitled "Management's Discussion and Analysis" for a more detailed explanation of the types of financial statements prepared. The Commonwealth's annual budget is prepared principally on a cash basis and represents departmental appropriations as authorized by the General Assembly. Under the cash basis of accounting, revenues and other financial resources are recognized in the accounting period in which cash is received; expenditures and other financial uses are recognized when cash is disbursed. The section of the CAFR entitled "Required Supplementary Information" reconciles the budgetary (*i.e.*, cash) presentation to the financial statements. The Preliminary Annual Report for the year ended June 30, 2010, which is comprised of budgetary (cash) basis financial statements, is presented on an unaudited basis. The Preliminary Annual Report is available at www.doa.virginia.gov. The CAFR for the fiscal year ended June 30, 2010 will be available on December 15, 2010.

Summary of General Fund Revenues, Expenditures and Changes in Fund Balance

The following tables summarize the Commonwealth's General Fund revenues, expenditures and fund balance on a budgetary (*i.e.*, cash) basis for fiscal years 2006 through 2010 and compares the budgeted to actual numbers on a budgetary basis. The financial information for fiscal year 2010 is preliminary and unaudited.

The General Fund balance, as shown on page B-5, increased by \$47.4 million in fiscal year 2010, an increase of 5.8 percent from fiscal year 2009. Overall tax revenues increased by 2.9 percent from fiscal year 2009 to fiscal year 2010. Individual and Fiduciary Income tax revenues decreased by 4.1 percent. Additional tax revenue increases occurred in the form of a 24.5 percent increase in Corporation Income tax collections, a 6.5 percent increase in Public Service Corporation tax collections and a 21.4 percent increase in State Sales and Use tax collections during fiscal year 2010. As shown on page B-5, there was a 4.6 percent decrease in other taxes which includes: Deeds, Contracts, Wills and Suits; Alcoholic Beverage Sales; Tobacco Products; Estate and Other Taxes. Overall revenue and non-tax revenues increased by 3.0 percent and by 5.5 percent, respectively. Overall expenditures declined by 5.2 percent in fiscal year 2010, compared to a 3.8 percent decrease in fiscal year 2009. Individual and family service expenditures decreased by \$7.5 million, or 0.2 percent, and education expenditures declined by \$1.0 billion, or 12.9 percent. General government expenditures increased \$423.8 million or 25.4 percent.

Of the \$870.9 million fund balance as of June 30, 2010, \$295.2 million was reserved as the Revenue Stabilization Fund (the "Fund"). During fiscal year 2010, a \$295.0 million withdrawal was made from the Fund. The Fund is segregated from the General Fund and can be used only for constitutionally authorized purposes. Virginia law directs that the Fund be included as a component of the General Fund only for financial reporting purposes.

Under the provisions of Article X, Section 8 of the Constitution of Virginia, and based on fiscal year 2010 revenue collections, no deposits are required during fiscal year 2012. Section 2.2-1829(b) of the Code of Virginia, requires that if certain revenue criteria are met, then an additional deposit to the Fund equal to at least one-half the mandatory deposit must be included in the Governor's budget. The Code further requires that any such additional deposits to the Fund shall be included in the Governor's budget recommendations only if the estimate of General Fund revenues for the fiscal year in which the deposit is to be made is at least five percent greater than the actual General Fund revenues for the immediately preceding fiscal year. These conditions were not met for fiscal year 2010. The Constitutional maximum for the Fund remains at \$1.4 billion for fiscal year 2011. The fiscal year 2011 maximum is pending certification by the Auditor of Public Accounts.

**SUMMARY OF GENERAL FUND
REVENUES, EXPENDITURES AND
CHANGES IN FUND BALANCE – BUDGETARY BASIS
(in thousands)**

	Fiscal Year Ended June 30,				
	2006	2007	2008	2009	2010*
Revenues:					
Taxes					
Individual and Fiduciary Income	\$9,308,570	\$9,787,592	\$10,114,833	\$9,481,109	\$9,088,252
State Sales and Use	3,029,949	3,274,286	3,302,181	3,116,831	3,783,656
Corporation Income	871,554	879,575	807,852	648,033	806,473
Deeds, Contracts, Wills and Suits	694,712	582,946	456,348	314,264	290,189
Premiums of Insurance Companies	373,781	384,894	396,858	255,019	261,881
Alcoholic Beverage Sales	152,963	161,845	168,862	173,227	175,093
Tobacco Products	187,084	186,920	183,946	183,750	176,057
Estate	160,407	152,864	153,378	6,006	5,671
Public Service Corporations	89,992	87,961	96,390	91,340	97,263
Other Taxes	27,424	19,229	15,459	28,230	26,269
Total Taxes	14,896,436	15,518,112	15,696,107	14,297,809	14,710,804
Rights and Privileges	65,212	68,407	67,449	67,426	68,460
Sales of Property and Commodities	7,026	-	2,460	1	824
Assessments and Receipts for Support of Special Services	332	224	461	396	373
Institutional Revenue	8,235	7,169	7,590	6,402	6,019
Interest, Dividends, Rents	142,429	229,007	252,284	134,400	113,142
Fines, Forfeitures, Court Fees, Penalties, and Escheats	145,189	193,280	195,716	197,875	194,151
Receipts from Cities, Counties, and Towns	9,999	10,281	10,091	10,265	9,761
Private Donations, Gifts and Contracts	-	16	31	118	137
Tobacco Master Settlement	47,852	50,087	53,684	58,966	49,182
Other	81,353	60,894	63,844	102,568	168,429
Total Revenues	15,404,063	16,137,477	16,349,717	14,876,226	15,321,282
Expenditures:					
General Government	1,342,711	1,750,274	1,789,768	1,669,257	2,093,036
Education	6,767,114	7,592,975	7,822,396	8,045,614	7,007,842
Transportation	43	44	25,971	11,863	11,125
Resources and Economic Development	280,689	308,657	329,729	288,877	272,075
Individual and Family Services	3,652,319	3,919,109	4,255,474	4,012,450	4,004,995
Administration of Justice	2,221,646	2,220,203	2,424,790	2,300,008	2,120,477
Capital Outlay	85,952	175,713	370,552	47,421	13,477
Total Expenditures	14,350,474	15,966,975	17,018,680	16,375,490	15,523,027
Revenues Over (Under) Expenditures	1,053,589	170,502	(668,963)	(1,499,264)	(201,745)
Other Financing Sources (Uses):					
Transfers In	651,262	611,041	634,513	664,141	752,251
Transfers Out	(680,173)	(716,463)	(700,861)	(561,192)	(503,106)
Total Other Financing Sources (Uses)	(28,911)	(105,422)	(66,348)	102,949	249,145
Revenues and Other Sources Over (Under) Expenditures and Other Uses	1,024,678	65,080	(735,311)	(1,396,315)	47,400
Fund Balance, July 1:					
Reserved	738,767	1,085,538	1,420,528	1,127,908	662,489
Unreserved	1,126,576	1,804,483	1,534,573	1,091,882	160,986
Total Fund Balance, July 1	1,865,343	2,890,021	2,955,101	2,219,790	823,475
Fund Balance, June 30:					
Reserved	1,085,538	1,420,528	1,127,908	662,489	379,631
Unreserved	1,804,483	1,534,573	1,091,882	160,986	491,244
Total Fund Balance, June 30	\$2,890,021	\$2,955,101	\$2,219,790	\$823,475	\$870,875

*Preliminary and Unaudited
Source: Department of Accounts.

**SUMMARY OF GENERAL FUND
REVENUES, EXPENDITURES AND
CHANGES IN FUND BALANCE
BUDGET AND VARIANCE OF ACTUAL-BUDGETARY BASIS
(in thousands)**

	Fiscal Year Ended June 30,			
	2006		2007	
	Final Budget	Variance of Actual Favorable (Unfavorable)	Final Budget	Variance of Actual Favorable (Unfavorable)
Revenues:				
Taxes				
Individual and Fiduciary Income	\$ 9,170,400	\$138,170	\$ 9,968,800	\$(181,208)
State Sales and Use	3,006,300	23,649	3,319,100	(44,814)
Corporation Income	851,500	20,054	901,400	(21,825)
Public Service Corporations	90,600	(608)	92,500	(4,539)
Premiums of Insurance Companies	392,500	(18,719)	384,600	294
Other	1,230,500	(7,910)	1,086,700	17,104
Total Taxes	<u>\$14,741,800</u>	<u>\$154,636</u>	<u>\$15,753,100</u>	<u>\$(234,988)</u>
Rights and Privileges	62,500	2,712	64,800	3,607
Institutional Revenue	9,200	(965)	8,800	(1,631)
Interest, Dividends, Rents and Other Investment Income	118,579	23,850	248,472	(19,465)
Tobacco Master Settlement	52,978	(5,126)	45,439	4,648
Other [1]	243,699	200	248,573	16,122
Total Revenues	<u>\$15,228,756</u>	<u>\$175,307</u>	<u>\$16,369,184</u>	<u>\$(231,707)</u>
Expenditures:				
General Government	1,388,701	45,990	1,801,933	51,659
Education	6,858,325	91,211	7,658,804	65,829
Transportation	44	1	500,044	500,000
Resources and Economic Development	298,832	18,143	335,845	27,188
Individual and Family Services	3,693,804	41,485	4,010,002	90,893
Administration of Justice	2,239,874	18,228	2,239,237	19,034
Capital Outlay	143,292	57,340	430,654	254,941
Total Expenditures	<u>\$14,622,872</u>	<u>\$272,398</u>	<u>\$16,976,519</u>	<u>\$1,009,544</u>
Revenues Over (Under) Expenditures	<u>\$ 605,884</u>	<u>\$447,705</u>	<u>\$ (607,335)</u>	<u>\$ 777,837</u>
Other Financing Sources (Uses):				
Transfers In	612,667	38,595	571,217	39,824
Transfers Out	(646,516)	(33,657)	(708,579)	(7,884)
Total Other Financing Sources (Uses)	<u>\$ (33,849)</u>	<u>\$ 4,938</u>	<u>\$ (137,362)</u>	<u>\$ 31,940</u>
Revenues and Other Sources Over (Under) Expenditures and Other Uses	<u>572,035</u>	<u>452,643</u>	<u>(744,697)</u>	<u>809,777</u>
Fund Balance, July 1	1,865,343	-	2,890,021	-
Fund Balance, June 30	<u>\$ 2,437,378</u>	<u>\$452,643</u>	<u>\$ 2,145,324</u>	<u>\$ 809,777</u>

[1] Note that under Revenues above, certain line items have been combined into the "Other" line item; they are: "Sales of Property and Commodities," "Assessments and Receipts for Support of Special Services," "Fines, Forfeitures, Court Fees, Penalties, and Escheats," "Receipts from Cities, Counties, and Towns," and "Private Donations, Gifts, and Contracts." The reason for this is consistency with the CAFR line items.

*Preliminary and Unaudited
Source: Department of Accounts.

Fiscal Year Ended June 30,

2008		2009		2010*	
Final Budget	Variance of Actual Favorable (Unfavorable)	Final Budget	Variance of Actual Favorable (Unfavorable)	Final Budget	Variance of Actual Favorable (Unfavorable)
\$10,171,300	\$(56,467)	\$ 9,697,300	\$(216,191)	\$ 8,960,100	\$ 128,152
3,325,200	(23,019)	3,179,300	(62,469)	3,693,747	89,909
699,100	108,752	685,000	(36,967)	730,700	75,773
88,000	8,390	92,800	(1,460)	94,600	2,663
418,400	(21,542)	257,500	(2,481)	242,500	19,381
991,300	(13,307)	671,000	34,477	671,700	1,579
<u>\$15,693,300</u>	<u>\$ 2,807</u>	<u>\$ 14,582,900</u>	<u>\$(285,091)</u>	<u>\$14,393,347</u>	<u>\$ 317,457</u>
68,800	(1,351)	63,900	3,526	74,700	(6,240)
7,500	90	7,500	(1,098)	5,900	119
227,574	24,710	121,986	12,414	116,765	(3,623)
54,006	(322)	66,754	(7,788)	57,186	(8,004)
291,938	(19,335)	308,597	2,626	394,298	(20,623)
<u>\$16,343,118</u>	<u>\$ 6,599</u>	<u>\$ 15,151,637</u>	<u>\$(275,411)</u>	<u>\$15,042,196</u>	<u>\$(279,086)</u>
1,832,064	42,296	1,722,663	53,406	2,147,466	54,430
7,863,398	41,002	8,083,328	37,714	7,042,173	34,331
52,042	26,071	53,949	42,086	11,680	555
353,333	23,604	313,963	25,086	284,912	12,837
4,275,525	20,051	4,075,027	62,577	4,065,874	60,879
2,439,998	15,208	2,440,305	140,297	2,151,618	31,141
511,963	141,411	74,498	27,077	19,477	6,000
<u>\$17,328,323</u>	<u>\$309,643</u>	<u>\$ 16,763,733</u>	<u>\$ 388,243</u>	<u>\$15,723,200</u>	<u>\$ 200,173</u>
<u>\$ (985,205)</u>	<u>\$316,242</u>	<u>\$(1,612,096)</u>	<u>\$ 112,832</u>	<u>\$ (681,004)</u>	<u>\$ 479,259</u>
621,173	13,340	641,273	22,868	740,009	12,242
(702,134)	1,273	(556,413)	(4,779)	(503,274)	168
<u>\$ (80,961)</u>	<u>\$ 14,613</u>	<u>\$ 84,860</u>	<u>\$ 18,089</u>	<u>\$ 236,735</u>	<u>\$ 12,410</u>
(1,066,166)	330,855	(1,527,236)	130,921	(444,269)	491,669
2,955,101	-	2,219,790	-	823,475	-
<u>\$ 1,888,935</u>	<u>\$330,855</u>	<u>\$ 692,554</u>	<u>\$ 130,921</u>	<u>\$ 379,206</u>	<u>\$ 491,669</u>

General Fund Revenues

Of total fiscal year 2010 tax revenue, 96.7 percent was derived from five major taxes imposed by the Commonwealth: Individual and Fiduciary Income Taxes, State Sales and Use Taxes, Corporate Income Taxes, Taxes on Premiums of Insurance Companies and Taxes on Deeds, Contracts, Wills and Suits.

Individual and fiduciary income taxes are the principal component of General Fund revenues. These revenues support a number of government functions, primarily education, individual and family services, public safety and general government. General Fund revenues are available for payment of debt service obligations of the Commonwealth.

Individual and Fiduciary Income Taxes: (61.8 percent of Total Taxes in fiscal year 2010) The individual and fiduciary income tax applies to income derived by resident and non-resident individuals and fiduciaries. The tax is based on a taxpayer's federal adjusted gross income with modifications, if applicable, and with deductions for personal exemptions and standard or itemized deductions. The following tax rates are applicable to net taxable income for the taxable year 2010:

PERSONAL TAX RATES		
<u>Taxable Income</u>	<u>Rate</u>	<u>Of Excess Over</u>
\$0 – \$3,000	2.00%	
\$3,001 – \$5,000	\$ 60 + 3.00%	\$ 3,000
\$5,001 – \$17,000	\$120 + 5.00%	\$ 5,000
Over \$17,000	\$720 + 5.75%	\$17,000

Source: Department of Taxation.

An individual income tax return for a taxable year must be filed by May 1 of the following year. Prepayment of the tax on most earnings is accomplished through withholdings by employers. Employers must transfer withholding taxes to the Department of Taxation quarterly, monthly or, in some cases, eight times a month. Individual income taxpayers are required to file a declaration of estimated tax for any income not subject to withholding and pay one-fourth of such estimated tax in quarterly installments.

State Sales and Use Taxes: (25.7 percent of Total Taxes in fiscal year 2010) A sales and use tax is imposed at the rate of 4.0 percent on the sale, rental, lease or storage for use or consumption of tangible personal property except food for home consumption. Food for home consumption is taxed at a rate of 2.5 percent. There are certain exclusions from the tax, including motor vehicles, aircraft and large watercraft, sales of gasoline and prescription medicines. One and one-eighth cents of the 4.0 percent sales tax is distributed to localities on the basis of school age population for use in public education.

Retail sellers collect the sales and use taxes from customers at the time of sale. Sellers are required to remit collected taxes either monthly or quarterly.

Corporation Income Taxes: (5.5 percent of Total Taxes in fiscal year 2010) The Commonwealth imposes a 6 percent income tax on the net income of all corporations having income from sources in the Commonwealth, whether domestic or foreign, with the exception of insurance companies, inter-insurance exchanges, state and national banks, banking associations, companies doing business on a mutual basis, credit unions and non-profit corporations. Commonwealth taxable income is based on federal income, with modifications. If a corporation is engaged in multi-state activities, and if its income is taxable both by the Commonwealth and another state, the Commonwealth permits the corporation to apportion its taxable income (other than dividends which are allocated according to the commercial domicile of the taxpayer) according to a three factor formula comprised of property, payroll and sales.

A corporation income tax return must be filed on or before the 15th day of the 4th month following the close of the corporation's taxable year. Corporations are required to make a declaration of estimated tax directly to the Department of Taxation and pay such estimated tax in such taxable year.

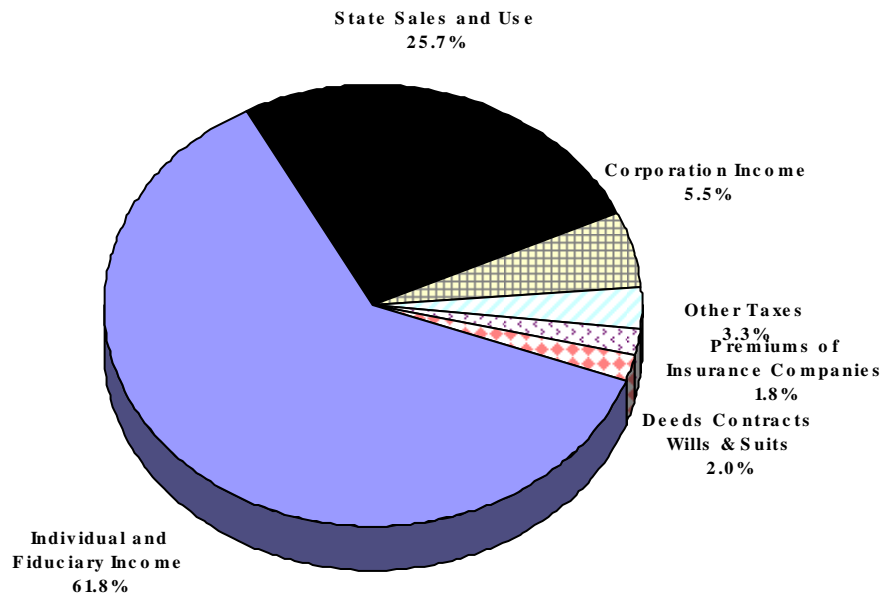
Taxes on Premiums of Insurance Companies: (1.8 percent of Total Taxes in fiscal year 2010) Insurance companies are required to pay an annual license tax measured by the gross premium income derived from business done in the Commonwealth. The rate of tax varies according to the type of company. Insurance companies subject to this state license tax must make a declaration of estimated tax and pay one-fourth of such estimated tax in quarterly installments.

Taxes on Deeds, Contracts, Wills and Suits: (2.0 percent of Total Taxes in fiscal year 2010) The Commonwealth taxes the admission to record of deeds, deeds of trust, mortgages, leases and contracts at the rate of 25 cents per \$100 of

consideration or value, whichever is greater. An additional tax is imposed on deeds or conveyances of real estate at the rate of 50 cents per \$500 of consideration or value, exclusive of the value of any lien or encumbrance. A tax is also imposed on the probate of wills and grants of administration not exempt by law at the rate of 10 cents per \$100 of the value of the probate estate. A tax ranging from \$5 to \$25 is imposed on the filing of various types of legal actions.

The following pie chart summarizes general revenue fund tax revenue by source.

COMPOSITION OF GENERAL FUND TAX REVENUES BY SOURCE **Fiscal Year Ended June 30, 2010***



*Preliminary and Unaudited

Collection of Delinquent Tax

When the Department of Taxation determines that taxes are delinquent, the taxpayer is sent a billing notice. A second notice is sent 30 days later demanding immediate payment within 10 days. If payment is not received at the end of that time, the Department of Taxation may take legal action to obtain payment including the placement of a lien on the taxpayer's wages or bank account. If the delinquency exceeds \$100, the Department of Taxation may issue a memorandum of lien against the taxpayer's property. If subsequent to these actions satisfactory payment arrangements are not made, the Department of Taxation may execute the memorandum of lien or initiate court proceedings against the taxpayer.

Penalties for late payment or nonpayment of most taxes are assessed at the rate of 6 percent per month, not to exceed 30 percent of the delinquent tax liability. Interest on late or under payments is charged at an annualized rate of interest established pursuant to § 6621(a) (2) of the Internal Revenue Code, plus 2 percent.

The following table presents total outstanding collectible tax receivables for all tax types at the end of fiscal years 2006 through 2010:

OUTSTANDING COLLECTIBLE TAX RECEIVABLES

Fiscal Year Ended June 30,	Amount
2006.....	\$157,452,960
2007.....	150,090,049
2008.....	178,122,389
2009.....	259,893,992
2010.....	351,827,736

Source: Department of Taxation.

General Fund Expenditures

General Fund expenditures relate to resources used for those services traditionally provided by a state government, which are not accounted for in any other fund. These services include general government, legislative, public safety, judicial, health and mental health, human resources, licensing and regulation, and primary and secondary education (See table on page B-5).

Education: (45.1 percent of Total Expenditures in fiscal year 2010) Expenditures for education support individuals in developing knowledge, skills and cultural awareness, including elementary and secondary education instruction, supervision and assistance.

Individual and Family Services: (25.8 percent of Total Expenditures in fiscal year 2010) Expenditures for individual and family services support programs to benefit the economic, social and physical well-being of the individual and family, including disease research, control and prevention.

Administration of Justice: (13.7 percent of Total Expenditures in fiscal year 2010) Expenditures for administration of justice relate to the activities of the civil and criminal justice systems. These activities encompass the apprehension, trial, punishment and rehabilitation of law violators, and the deterrence and detection of crime.

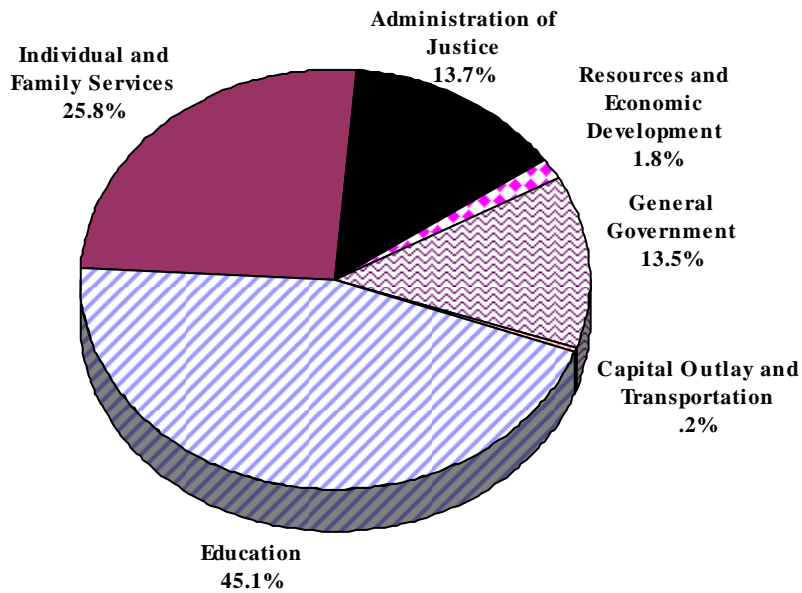
General Government: (13.5 percent of Total Expenditures in fiscal year 2010) General government expenditures support the general activities of state, regional and local levels of government. These activities include financial assistance to localities, enactment of legislative policy, intergovernmental projects, and payments to localities pursuant to the Personal Property Tax Relief Act of 1998.

Resources and Economic Development: (1.8 percent of Total Expenditures in fiscal year 2010) Resources and economic development expenditures support activities to develop the Commonwealth's economic base, including alternative natural resources, and to regulate this base with regard to the public interest of the Commonwealth.

Capital Outlay & Transportation: (0.2 percent of Total Expenditures in fiscal year 2010) Expenditures for capital outlay relate to the construction and renovation of state-owned buildings and facilities. Transportation expenditures relate to the movement by road, water or air of people, goods and services, and the regulation thereof.

The following pie chart summarizes the general fund expenditures by source:

DISTRIBUTION OF GENERAL FUND EXPENDITURES BY SOURCE
Fiscal Year Ended June 30, 2010*



*Preliminary and Unaudited

General Fund Balance

The Commonwealth's General Fund unreserved fund balance for the last ten fiscal years is shown below:

UNRESERVED GENERAL FUND ENDING BALANCE
(in thousands)

<u>Fiscal Year</u>	<u>Budgetary Basis</u>	<u>Modified Accrual Basis</u>
2001	\$ 200,953	\$ (405,198)
2002	70,004	(749,102)
2003	241,626	(220,982)
2004	677,089	36,941
2005	1,126,576	520,546
2006	1,804,483	973,461
2007	1,534,573	563,367
2008	1,091,882	78,468
2009	160,986	(927,977)
2010	491,244*	**

Source: Department of Accounts.

*Preliminary and Unaudited.

** Data not yet available.

2006. General Fund revenues and other sources exceeded expenditures and other uses by \$1.0 billion in fiscal year 2006. The General Fund unreserved balance on a budgetary basis increased by \$677.9 million, or 60.2 percent, from fiscal year 2005 to fiscal year 2006 while reserved General Fund balances increased by 46.9 percent over fiscal year 2005. Total revenues and total expenditures increased by 8.9 percent and 7.3 percent, respectively. Transfers to the General Fund increased by 2.4 percent while transfers out increased by 5.9 percent. Transfers to and from Component Units in fiscal year 2006 are reported as expenditures and revenues in accordance with GASB Statement No. 34.

2007. General Fund revenues and other sources exceeded expenditures and other uses by \$65.1 million in fiscal year 2007. The General Fund unreserved balance on a budgetary basis decreased by \$269.9 million, or 15 percent, from fiscal year 2006 to fiscal year 2007, while reserved General Fund balances increased by \$335 million or 30.9 percent over fiscal year 2006. Total revenues and total expenditures increased by 4.8 percent and 11.3 percent, respectively. Transfers to the General Fund decreased by 6.2 percent while transfers out increased by 5.3 percent. Transfers to and from Component Units in fiscal year 2007 are reported as expenditures and revenues in accordance with GASB Statement No. 34.

2008. General Fund revenues and other sources were less than expenditures and other uses by \$735.3 million in fiscal year 2008. The General Fund unreserved balance on a budgetary basis decreased by \$442.7 million, or 28.8 percent, from fiscal year 2007 to fiscal year 2008 while reserved General Fund balances decreased by \$292.6 million or 20.6 percent over fiscal year 2007. Total revenues and total expenditures increased by 1.3 percent and 6.6 percent, respectively. Transfers to the General Fund increased by 3.8 percent while transfers out decreased by 2.2 percent. Transfers to and from Component Units in fiscal year 2008 are reported as expenditures and revenues in accordance with GASB Statement No. 34.

2009. General Fund revenues and other sources were less than expenditures and other uses by \$1.4 billion in fiscal year 2009. The General Fund unreserved balance on a budgetary basis decreased by \$930.9 million, or 85.3 percent, from fiscal year 2008 to fiscal year 2009 while reserved General Fund balances decreased by \$465.4 million or 41.3 percent during the same period. Total revenues and total expenditures decreased by 9.0 percent and 3.8 percent, respectively. Transfers to the General Fund increased by 4.7 percent while transfers out decreased by 19.9 percent. Transfers to and from Component Units in fiscal year 2009 are reported as expenditures and revenues in accordance with GASB Statement No. 34.

2010. Based on the *General Fund Preliminary (unaudited) Annual Report* issued by the Department of Accounts for the fiscal year ended June 30, 2010, General Fund revenues and other sources exceeded expenditures and other uses by \$47.4 million in fiscal year 2010. The General Fund unreserved balance on a budgetary basis increased by \$330.3 million, or 205.1 percent, from fiscal year 2009 to fiscal year 2010 while reserved General Fund balances decreased by \$282.9 million or 42.7 percent during the same period. Total revenues increased by 3.0 percent and total expenditures decreased by 5.2 percent. Transfers to the General Fund increased by 13.3 percent while transfers out decreased by 10.4 percent. Transfers to and from Component Units in fiscal year 2010 are reported as expenditures and revenues in accordance with GASB Statement No. 34.

Nongeneral Fund Revenues

Nongeneral fund revenues consist of all revenues not accounted for in the General Fund. Included in this category are special taxes and user charges earmarked for specific purposes, the majority of institutional revenues and revenues from the sale of property and commodities, and receipts from the federal government.

Approximately 50 percent of the nongeneral revenues are accounted for by grants and donations from the federal government, motor vehicle taxes and institutional revenues. Institutional revenues consist primarily of fees and charges collected by institutions of higher education, medical and mental hospitals and correctional institutions. Motor vehicle related taxes include the motor vehicle fuel tax, motor vehicle sales and use tax, oil excise tax, driver's license fee, title registration fee, motor vehicle registration fee and other miscellaneous revenues.

Below is a summary of revenues and expenditures for the largest of the Commonwealth's Special Revenue Funds, the Commonwealth Transportation Fund, prepared according to generally accepted accounting principles.

COMMONWEALTH TRANSPORTATION FUND*
(in thousands)

	Fiscal Year Ended June 30,				
	<u>2005</u>	<u>2006</u>	<u>2007</u>	<u>2008</u>	<u>2009</u>
Total revenues	\$ 3,070,632	\$3,290,146	\$3,401,633	\$3,739,225	\$3,461,872
Total expenditures	3,135,973	3,102,005	3,173,935	3,913,037	3,725,125
Revenues over (under) expenditures	(65,341)	188,141	227,698	(173,812)	(263,253)
Other sources (uses) net	117,060	281,493	(106,244)	64,576	(150,232)
Revenue and other sources (uses) over (under) expenditures	51,719	469,634	121,454	(109,236)	(413,485)
Beginning fund balance (adjusted)	1,310,025	1,361,744	1,831,378	1,952,832	1,843,596
Ending fund balance	<u>\$ 1,361,744</u>	<u>\$ 1,831,378</u>	<u>\$ 1,952,832</u>	<u>\$ 1,843,596</u>	<u>\$ 1,430,111</u>

Notes: Included in the Commonwealth Transportation Fund (formerly Highway Maintenance and Construction Fund) is the activity of the Highway Maintenance and Operating Fund and the Transportation Trust Fund. The Transportation Trust Fund was created in September 1986 during a special session of the Virginia General Assembly.

* Fiscal year 2010 data not yet available.

Source: Reports of the Comptroller, 2005-2009.

The 2010 Amendments to the 2009 Appropriation Act

On December 18, 2009, Governor Kaine presented 2010 Amendments to the 2009 Appropriation Act affecting the remainder of the 2008-2010 biennium (House Bill 29/Senate Bill 29). The proposed amendments include an additional \$344.6 million in general fund savings action for fiscal year 2010 and \$154.9 million in new spending requirements.

The 2010 General Assembly convened on January 13, 2010 and on January 16, 2010 Robert F. McDonnell was sworn in as the new Governor of Virginia. During the 2010 session, the amendments to House Bill 29/Senate Bill 29 (also referred to as the Caboose bill) as proposed by former Governor Kaine were debated. On March 14, 2010, the General Assembly adjourned, having passed amendments to House Bill 29/Senate Bill 29 making technical corrections and without assuming any additional general fund revenues in fiscal year 2010. Some of the highlights include: a transfer of \$6.2 million from the Transportation Trust Fund to the general fund to reflect the loss of revenues associated with conforming to the provisions of the American Recovery and Reinvestment Act as it relates to the income tax deduction for sales tax paid on car purchases; the transfer of \$6.2 million and \$3.6 million Water Quality Improvement Fund balances in the Department of Conservation and Recreation to the general fund; reversion of \$4.6 million in capital outlay and excess balances to the general fund; and transfer of the June 2010 interest of \$0.5 million from the Revenue Stabilization Fund to the general fund.

On April 13, 2010, Governor McDonnell offered 14 amendments to House Bill 29/Senate Bill 29 to be considered at the reconvened session of the General Assembly on April 21, 2010. These amendments include: delaying the requirement for municipalities to reimburse the State Board of Elections for costs incurred by May elections; and restoring funding for general fund supplements to executive agency users of Virginia Information Technology Agency services.

The 2010 General Assembly reconvened on April 21, 2010 and accepted all but one of the Governor's 14 amendments. On May 7, 2010, the 2010 amendments to the 2008-10 Appropriations Act were signed by Governor McDonnell and enacted as Chapter 872, 2010 Virginia Acts of Assembly.

2010 Amendments to the 2009 Appropriation Act (Chapter 872, 2010 General Assembly)

	FY 2009	FY 2010	Total
GENERAL FUND			
Revenue			
Unreserved Balance June 30, 2008	\$ 1,114,413,217	\$ -	\$ 1,114,413,217
Additions to balance	(521,037,013)	(93,633,460)	(614,670,473)
Official revenue estimate	14,613,939,287	13,988,570,419	28,602,509,706
Revenue Stabilization Fund	490,000,000	293,400,000	783,400,000
Transfers	406,889,844	569,557,774	976,447,618
Total general fund resources available for appropriation	\$ 16,104,205,335	\$ 14,757,894,733	\$ 30,862,100,068
Appropriations			
Legislative	\$ 68,357,414	\$ 68,309,414	\$ 136,666,828
Judicial	407,925,587	407,312,317	815,237,904
Executive	15,715,910,870	14,309,089,599	30,025,000,469
Independent Agencies	275,464	222,718	498,182
State Grants to Nonstate Entities	-	23,750	23,750
Sub-total operating expenses	16,192,469,335	14,784,957,798	30,977,427,133
Capital Outlay	(249,450,000)	1,713,000	(247,737,000)
Total appropriations	\$ 15,943,019,335	\$ 14,786,670,798	\$ 30,729,690,133
NONGENERAL FUNDS			
Revenue			
Balance June 30, 2008	\$ 5,285,343,724	\$ -	\$ 5,285,343,724
Official revenue estimate	20,534,761,089	23,355,028,764	43,889,789,853
Lottery Proceeds Fund	430,500,000	440,085,400	870,585,400
Bond proceeds	1,438,201,373	695,671,000	2,133,872,373
Total nongeneral fund revenue available for appropriation	\$ 27,688,806,186	\$ 24,490,785,164	\$ 52,179,591,350
Appropriations			
Legislative	\$ 3,988,634	\$ 3,988,634	\$ 7,977,268
Judicial	34,190,881	34,052,431	68,243,312
Executive Department	20,429,625,839	21,918,965,778	42,348,591,617
Independent Agencies	396,932,974	423,397,874	820,330,848
State Grants to Nonstate Entities	-	-	-
Sub-total operating expenses	20,864,738,328	22,380,404,717	43,245,143,045
Capital Outlay	1,756,864,373	787,454,350	2,544,318,723
Total appropriations	\$ 22,621,602,701	\$ 23,167,859,067	\$ 45,789,461,768

Source: Department of Planning and Budget.

The 2010-12 Appropriation Act

On December 18, 2009, Governor Kaine presented the Budget Bill for the 2010-2012 biennium (House Bill 30/Senate Bill 30) (the “2010 Budget Bill”).

The 2010 Budget Bill as introduced included \$30,461.8 million from the general fund in base spending, and total general fund resources of \$30,470.5 million for the biennium. Recommendations for new spending totaled \$2,879.3 million for the biennium, including \$39.2 million for capital outlay funding. An additional \$3.4 billion in general fund reductions from base spending assumption were recommended for the new biennium.

Major spending items introduced in the 2010 Budget Bill include \$1,191.49 million to backfill the Medicaid program due to the loss of federal stimulus matching funds; \$777.7 million to fund Medicaid utilization and inflation; \$165.7 million to fund debt service requirements; and \$143.8 million to rebenchmark Standards of Quality costs for elementary and secondary schools.

Facing unprecedented budget challenges and a historic shortfall of \$4.2 billion, the 2010 General Assembly convened on January 13, 2010 and on January 16, 2010 Robert F. McDonnell was sworn in as the 71st Governor of Virginia. During the 2010 session, House Bill 30/Senate Bill 30 as introduced by former Governor Kaine was debated and amended.

On March 14, 2010 the General Assembly adjourned. House Bill 30/Senate Bill 30 as approved by the General Assembly was transmitted to the Governor for review. Highlights of the General Assembly’s spending action for the 2010-2012 biennium include: \$50 million for deposit to the Revenue Stabilization Fund in fiscal year 2012; \$29.5 million to unfreeze the Local Composite Index (LCI) in fiscal year 2011; providing \$174.1 over the biennium to those school divisions whose LCI is increasing; restoring \$115.6 million to school divisions for VPSA technology grants; restoring \$36.1 million in Medicaid waiver provider rates over the biennium; \$43.8 million towards Governor McDonnell’s economic development promotion package; providing \$80.0 million over the biennium in general fund support for Route 58 debt service; restoring certain reductions for sheriffs and regional jails; and providing \$22.3 million in additional funding for police departments in fiscal year 2011 and \$10.3 million in fiscal year 2012.

Budget reductions over the biennium include: \$250 million over the biennium in targeted K-12; \$360.2 million over the biennium in health and human resources mitigated by the receipt of enhanced Federal Medical Assistance Percentage (FMAP) funds; \$120 million in across the board reductions in aid to localities; \$4.7 million from a reduction in inmate medical funding in fiscal year 2012; a net reduction of \$40.5 million in general fund support for higher education; \$23.3 million in general funds for capital outlay project planning; and \$15.0 million in general funds for maintenance reserve projects.

On April 13, 2010, Governor McDonnell offered 96 amendments to House Bill 30/Senate Bill 30 to be considered at the reconvened session of the General Assembly on April 21, 2010. These amendments addressed three overarching themes: economic development and job creation; the provision of critical services; and technical amendments. The spending amendments totaled \$42.1 million and are offset by amendments that would result in \$51.0 million in savings or additional revenue over the biennium.

The 2010 General Assembly reconvened on April 21, 2010 and Virginia legislators approved the majority of Governor McDonnell’s amendments to the budget, including measures to: restore funding for the job-creating Governor’s Opportunity Fund; reinstate a \$10 million tax deduction for Virginia employers to help foster job growth; increase funding for Virginia’s growing commercial spaceport at Wallops Island; restore funding for the Children’s Hospital of the King’s Daughters in Norfolk; and meet prior state commitments to major Commonwealth employers.

On May 17, 2010, the 2010 Budget Bill was approved by Governor McDonnell and enacted as the 2010-12 Appropriations Act (Chapter 847, 2010 Virginia Acts of Assembly). Chapter 847 becomes effective July 1, 2010.

The table on the following pages summarizes the 2010-12 Appropriation Act.

The 2010-12 Appropriation Act (Chapter 874, 2010 General Assembly)

	FY 2011	FY 2012	Total
GENERAL FUND			
Revenue			
Estimated Balance June 30, 2010	\$ 132,209,935	\$ -	\$ 132,209,935
Adjustments to balance	253,759,646	269,313,899	523,073,545
Official revenue estimate	14,583,501,585	15,303,132,884	29,886,634,469
Lottery Proceeds Fund	-	-	-
Transfers	414,262,538	444,840,141	859,102,679
Total general fund revenue available for appropriation	\$ 15,383,733,704	\$ 16,017,286,924	\$ 31,401,020,628
Appropriations			
Legislative	\$ 69,012,458	\$ 68,986,483	\$ 137,998,941
Judicial	400,691,933	400,691,933	801,383,866
Executive	14,907,280,798	15,551,478,478	30,458,759,276
Independent Agencies	-	-	-
State Grants to Nonstate Entities	-	-	-
Sub-total operating expenses	15,376,985,189	16,021,156,894	31,398,142,083
Capital Outlay	-	-	-
Total appropriations	\$ 15,376,985,189	\$ 16,021,156,894	\$ 31,398,142,083
NONGENERAL FUNDS			
Revenue			
Estimated Balance June 30, 2010	\$ 3,234,786,806	\$ -	\$ 3,234,786,806
Official revenue estimate	22,442,078,690	22,681,729,646	45,123,808,336
Lottery Proceeds Fund	435,200,000	435,200,000	870,400,000
Bond proceeds	439,373,293	1,198,750,000	1,638,123,293
Total nongeneral fund revenue available for appropriation	\$ 26,551,438,789	\$ 24,315,679,646	\$ 50,867,118,435
Appropriations			
Legislative	\$ 3,608,634	\$ 3,608,634	\$ 7,217,268
Judicial	32,259,713	32,258,858	64,518,571
Executive Department	21,940,255,201	21,305,542,948	43,245,798,149
Independent Agencies	513,894,257	531,501,909	1,045,396,166
State Grants to Nonstate Entities	-	-	-
Sub-total operating expenses	22,490,017,805	21,872,912,349	44,362,930,154
Capital Outlay	683,439,293	1,203,685,000	1,887,124,293
Total appropriations	\$ 23,173,457,098	\$ 23,076,597,349	\$ 46,250,054,447

Source: Department of Planning and Budget.

INDEBTEDNESS OF THE COMMONWEALTH

The Constitution of Virginia, in Section 9 of Article X, provides for the issuance of debt by or on behalf of the Commonwealth. Sections 9(a), (b) and (c) provide for the issuance of debt to which the Commonwealth's full faith and credit is pledged and Section 9(d) provides for the issuance of debt not secured by the full faith and credit of the Commonwealth, but which may be supported by and paid from Commonwealth tax collections subject to appropriations by the General Assembly. The Commonwealth may also enter into leases and contracts that are classified on its financial statements as long-term indebtedness. Certain authorities and institutions of the Commonwealth may also issue debt. This section discusses the provisions for and limitations on the issuance of general obligation debt and other types of debt of the Commonwealth and its authorities and institutions.

Section 9(a) Debt

Section 9(a) of Article X provides that the General Assembly may contract general obligation debt: (1) to meet certain types of emergencies, (2) subject to limitations on amount and duration, to meet casual deficits in the revenue or in anticipation of the collection of revenues of the Commonwealth and (3) to redeem a previous debt obligation of the Commonwealth. Total indebtedness issued pursuant to Section 9(a) (2) shall not exceed 30 percent of an amount equal to 1.15 times the annual tax revenues "derived from taxes on income and retail sales, as certified by the Auditor of Public Accounts, for the preceding fiscal year."

Section 9(b) Debt

Section 9(b) of Article X provides that the General Assembly may authorize the creation of general obligation debt for capital projects. Such debt is required to be authorized by an affirmative vote of a majority of the members elected to each house of the General Assembly and approved in a statewide referendum. The outstanding amount of such debt is limited in the aggregate to an amount equal to 1.15 times the average annual tax revenues "derived from taxes on income and retail sales, as certified by the Auditor of Public Accounts," for the three immediately preceding fiscal years ("9(b) Debt Limit"). Thus, the amount of such debt that can be issued is the 9(b) Debt Limit less the total amount of such debt outstanding ("Debt Margin"). An additional 9(b) debt authorization restriction is calculated in order to determine the amount of such debt that the General Assembly may authorize for the current fiscal year. The additional borrowing authorization restriction is limited to 25% of the 9(b) Debt Limit less 9(b) debt authorized in the current and prior three fiscal years.

The phrase "taxes on income and retail sales" is not defined in the Constitution or by statute. The record made in the process of adopting the Constitution, however, suggests an intention to include only income taxes payable by individuals, fiduciaries and corporations and the state sales and use tax.

Section 9(c) Debt

Section 9(c) of Article X provides that the General Assembly may authorize the creation of general obligation debt for revenue producing capital projects for executive branch agencies and institutions of higher learning. Such debt is required to be authorized by an affirmative vote of two-thirds of the members elected to each house of the General Assembly and approved by the Governor. The Governor must certify before the enactment of the bond legislation and again before the issuance of the bonds that the net revenues pledged are expected to be sufficient to pay principal and interest on the bonds issued to finance the projects.

The outstanding amount of Section 9(c) debt is limited in the aggregate to an amount equal to 1.15 times the average annual tax revenues "derived from taxes on income and retail sales, as certified by the Auditor of Public Accounts," for the three immediately preceding fiscal years ("9(c) Debt Limit"). While the debt limits under Sections 9(b) and 9(c) are each calculated as the same percentage of the same average tax revenues, these debt limits are separately computed and apply separately to each type of debt.

Effect of Refunding Debt

In general, when the Commonwealth issues bonds to refund outstanding bonds issued pursuant to Section 9(b) or 9(c) of Article X of the Constitution, the refunded bonds are considered paid for purposes of the constitutional limitations upon debt incurrence and issuance and the refunding bonds are counted in the computations of such limitations. Section 9(a) (3) provides that in the case of the refunding of debt incurred in accordance with Section 9(c) of Article X, the debt evidenced by the refunding bonds will be counted against the 9(c) Debt Limit unless the Governor does not provide the net revenue sufficiency certification, in which case the debt evidenced by the refunding bonds will be counted against the 9(b) Debt Limit.

[REMAINDER OF PAGE INTENTIONALLY LEFT BLANK]

General Obligation Debt Limit and Debt Margin

Using individual and fiduciary income, corporate income and the state sales and use tax revenues, as of June 30, 2010, the debt limits pursuant to Article X, Section 9 of the Constitution of Virginia are as follows:

COMPUTATION OF LEGAL DEBT LIMITS (in thousands)

	<u>Taxes</u>	Fiscal Year Ended June 30,		
		<u>2008</u>	<u>2009</u>	<u>2010*</u>
Individual and Fiduciary Income [1]		\$10,114,833	\$ 9,481,109	\$ 9,088,252
Corporation Income [2]		807,852	648,033	806,473
State Sales and Use [3]		3,302,181	3,116,831	3,783,656
Total		<u>\$14,224,866</u>	<u>\$13,245,973</u>	<u>\$13,678,381</u>
Average tax revenues for the three fiscal years				<u>\$13,716,407</u>
<hr/>				
Section 9(a)(2) General Obligation Debt Issuance Limit and Margin [4]:				
Debt Issuance Limit:				
30% of 1.15 times annual tax revenues for fiscal year 2010*				\$4,719,041
Less 9(a)(2) Bonds Outstanding at June 30, 2010*:				<u>0</u>
Debt Margin for Section 9(a)(2) General Obligation Bonds				<u>\$4,719,041</u>
<hr/>				
Section 9(b) General Obligation Debt Issuance Limit and Margin:				
Debt Issuance Limit:				
1.15 times the average tax revenues for three fiscal years as calculated above				\$15,773,868
Less 9(b) Bonds Outstanding at June 30, 2010*:				
Public Facilities Bonds [6]			993,372	
Transportation Facilities Refunding Bonds [5] [6]			6,469	
Bond Anticipation Notes			<u>0</u>	
Total 9(b) Bonds Outstanding at June 30, 2010*				<u>999,841</u>
Debt Margin for Section 9(b) General Obligation Bonds				<u>\$14,774,027</u>
<hr/>				
Debt Authorization Limit:				
25% of 1.15 times average tax revenues for three fiscal years as calculated above				\$3,943,467
Less 9(b) debt authorized during the three prior fiscal years				<u>0</u>
Maximum additional 9(b) debt that may be authorized by the General Assembly (subject to referendum):				<u>\$3,943,467</u>
<hr/>				
Section 9(c) General Obligation Debt Issuance Limit and Margin:				
Debt Issuance Limit:				
1.15 times the average tax revenues for three fiscal years as calculated above				\$15,773,868
Less 9(c) Bonds Outstanding at June 30, 2010*:				
Parking Facilities [6]			21,151	
Transportation Facilities [6]			28,394	
Higher Educational Institutions [6]			631,275	
Bond Anticipation Notes			<u>0</u>	
Total 9(c) Bonds Outstanding at June 30, 2010*				<u>680,820</u>
Debt Margin for Section 9(c) General Obligation Bonds				<u>\$15,093,048</u>

[1] Includes taxes imposed pursuant to Articles 2 and 9 of Chapter 3, Title 58.1 of the Code of Virginia.

[2] Includes taxes imposed pursuant to Article 10 of Chapter 3, Title 58.1 of the Code of Virginia.

[3] Includes taxes imposed pursuant to Chapter 6, Title 58.1 of the Code of Virginia, less taxes identified in Sections 58.1-605 and 58.1-638.

[4] Debt limit applies only to debt authorized pursuant to Article X, Section 9(a) (2) of the Constitution of Virginia.

[5] These bonds refunded certain Section 9(c) debt and because the Governor did not certify the feasibility of the refinanced project, they must be applied against the Section 9(b) Debt Limit.

[6] Net of unamortized premium, discount and deferral on debt defeasance.

*Preliminary and Unaudited

Source: Department of Accounts, Department of the Treasury.

Tax-Supported Debt – General Obligation

Tax-supported debt of the Commonwealth includes both general obligation debt and debt of agencies, institutions, boards and authorities for which debt service is expected to be made in whole or in part from appropriations of tax revenues.

Outstanding Section 9(b) debt as of June 30, 2010 includes the unamortized portion of (a) \$613 million of general obligation bonds authorized and approved by the voters in November 1992, (b) \$1,019.5 million in general obligation bonds authorized and approved by the voters in November 2002, and (c) various series of refunding bonds issued to advance refund certain series of bonds. Outstanding Section 9(c) debt as of June 30, 2010 includes various series of Higher Educational Institutions Bonds (including refunding bonds) issued from 1981 to 2010, one series of Transportation Facilities Bonds issued in 2006, and four series of Parking Facilities Bonds (including refunding bonds) issued between 2002 and 2009. Outstanding general obligation debt does not include 9(b) and 9(c) advance refunded bonds for which funds have been deposited in irrevocable escrow accounts in amounts sufficient to meet all required future debt service.

Other Tax-Supported Debt

Section 9(d) of Article X provides that the restrictions of Section 9 are not applicable to any obligation incurred by the Commonwealth or any of its institutions, agencies or authorities if the full faith and credit of the Commonwealth is not pledged or committed to the payment of such obligation.

There are currently outstanding various types of 9(d) revenue bonds issued by authorities, political subdivisions and agencies for which the Commonwealth's full faith and credit is not pledged. Certain of these bonds, however, are paid in part or in whole from revenues received as appropriations by the General Assembly from general tax revenues, while others are paid solely from revenues derived from enterprises related to the operation of the financed capital projects.

The debt repayments of the Virginia Public Building Authority, the Virginia College Building Authority 21st Century College and Equipment Programs, The Innovative Technology Authority, the Virginia Biotechnology Research Park Authority and several other long-term capital leases or notes have been supported all or in large part by General Fund appropriations.

The Commonwealth Transportation Board ("CTB") has issued various series of bonds authorized under the State Revenue Bond Act. These bonds are secured by and payable from funds appropriated by the General Assembly from the Transportation Trust Fund for such purpose. The Transportation Trust Fund was established by the General Assembly in 1986 as a special non-reverting fund administered and allocated by the Transportation Board for the purpose of increased funding for construction, capital and other needs of state highways, airports, mass transportation and ports. As of June 30, 2010, \$1.5 billion in CTB bonds were outstanding. During 2007, the CTB was authorized by the General Assembly to issue up to \$3.0 billion in Capital Projects Revenue Bonds. In 2008, an additional \$180 million was authorized. As of June 30, 2010, \$497.7 million had been issued under this authorization.

The Virginia Port Authority ("VPA") has \$194 million of bonds outstanding at June 30, 2010 which are payable from a portion of the Transportation Trust Fund. In 2008, the Authority was authorized to issue an additional \$155 million in Commonwealth Port Fund Revenue Bonds. No bonds have been issued from that authorization.

Leases and Contracts

Capital Leases. The Commonwealth is involved in numerous agreements to lease buildings and equipment. For a detailed description, see "Notes to the Financial Statements" included in the Comprehensive Annual Financial Report for the Fiscal Year Ended June 30, 2009. These lease agreements are for various terms, and each lease contains a nonappropriation clause indicating that continuation of the lease is subject to funding by the General Assembly. The principal balance of all tax-supported capital leases outstanding was \$216.6 million as of June 30, 2009.

Installment Purchases. The Commonwealth also finances the acquisition of certain personal property and equipment through installment purchase agreements. The length of the agreements and the interest rates charged vary. In most cases, the agreements are collateralized by the personal property and equipment acquired. Installment purchase agreements contain nonappropriation clauses indicating that continuation of the installment purchase is subject to funding by the General Assembly. The principal balance of tax-supported installment purchase obligations outstanding was \$218.2 million as of June 30, 2009.

Outstanding Tax-Supported Debt

The following table summarizes for the past five fiscal years the outstanding indebtedness of the Commonwealth, its agencies, institutions and authorities for which appropriated tax revenues are required to pay debt service. In certain instances, debt service may be paid with or payable from other non-tax sources (e.g., toll revenues, port revenues and user fees), but the underlying security remains the appropriation of tax revenues by the Commonwealth.

OUTSTANDING TAX-SUPPORTED DEBT (in thousands)

	<u>Fiscal Year Ended June 30,</u>				
	<u>2006</u>	<u>2007</u>	<u>2008</u>	<u>2009</u>	<u>2010*</u>
General Obligation Debt:					
Section 9(a)	-	-	-	-	-
Section 9(b) [1]	\$ 626,124	\$ 821,563	\$ 935,105	\$ 1,040,636	\$ 999,841
Section 9(c)					
Higher Educational Institutions [1]	325,969	411,842	487,296	573,550	631,275
Transportation Facilities [1]	80,435	69,962	59,294	30,358	28,394
Parking Facilities [1]	9,939	8,804	7,590	6,526	21,151
Sub-Total Section 9(c)	<u>416,343</u>	<u>490,608</u>	<u>554,180</u>	<u>610,434</u>	<u>680,818</u>
Total General Obligation Debt	<u>1,042,467</u>	<u>1,312,171</u>	<u>1,489,285</u>	<u>1,651,070</u>	<u>1,680,659</u>
Section 9(d) Debt:					
Transportation [1]	1,021,172	987,550	948,507	908,601	1,451,499
Virginia Public Building Authority [1]	1,292,251	1,575,187	1,719,455	2,092,662	2,276,819
Virginia Port Authority [1]	251,219	236,300	218,596	200,886	193,933
Virginia College Building Authority-Equipment Leases	-	-	-	-	-
Virginia College Building Authority 21st Century/Equipment [1]	641,954	828,488	899,572	1,203,701	1,677,617
Innovative Technology Authority	7,935	7,145	6,270	5,415	4,480
Newport News Industrial Development Authority	23,160	19,010	14,640	10,025	5,150
Virginia Biotechnology Research Park Authority [1]	52,452	50,200	47,852	45,409	42,520
Virginia Public Broadcasting Board	13,485	11,070	8,520	5,830	2,990
Virginia Aviation Board	2,768	2,482	2,195	1,909	1,623
Fairfax County Economic Development Authority	100,592	100,387	96,992	93,442	89,722
Total Section 9(d) Debt	<u>3,406,988</u>	<u>3,817,819</u>	<u>3,962,599</u>	<u>4,567,880</u>	<u>5,746,351</u>
Other Long-Term Obligations:					
Transportation Notes Payable	12,325	12,325	12,325	8,000	8,000
Capital Leases	186,147	249,771	250,250	216,600	216,600 [2]
Installment Purchase Obligations	188,273	186,329	173,572	218,202	218,202 [2]
Compensated Absences	527,926	560,895	575,271	573,904	573,904 [2]
Regional Jail Financing Program	13,375	11,693	9,980	8,231	6,445
Pension Liability	969,574	1,105,031	1,237,460	1,410,513	1,410,513 [2]
Other Liabilities and Notes Payable	18,114	16,472	20,203	106,052	106,052 [2]
OPEB Liability	-	-	119,658	239,340	239,340 [2]
Total Other Long-Term Obligations	<u>1,915,734</u>	<u>2,142,516</u>	<u>2,398,719</u>	<u>2,780,842</u>	<u>2,779,056</u>
Total Tax-Supported Debt [3]	<u>\$ 6,365,189</u>	<u>\$ 7,272,506</u>	<u>\$ 7,850,603</u>	<u>\$ 8,999,792</u>	<u>\$ 10,206,067</u>

[1] Net of deferral on debt defeasance, unamortized discounts and/or premiums.

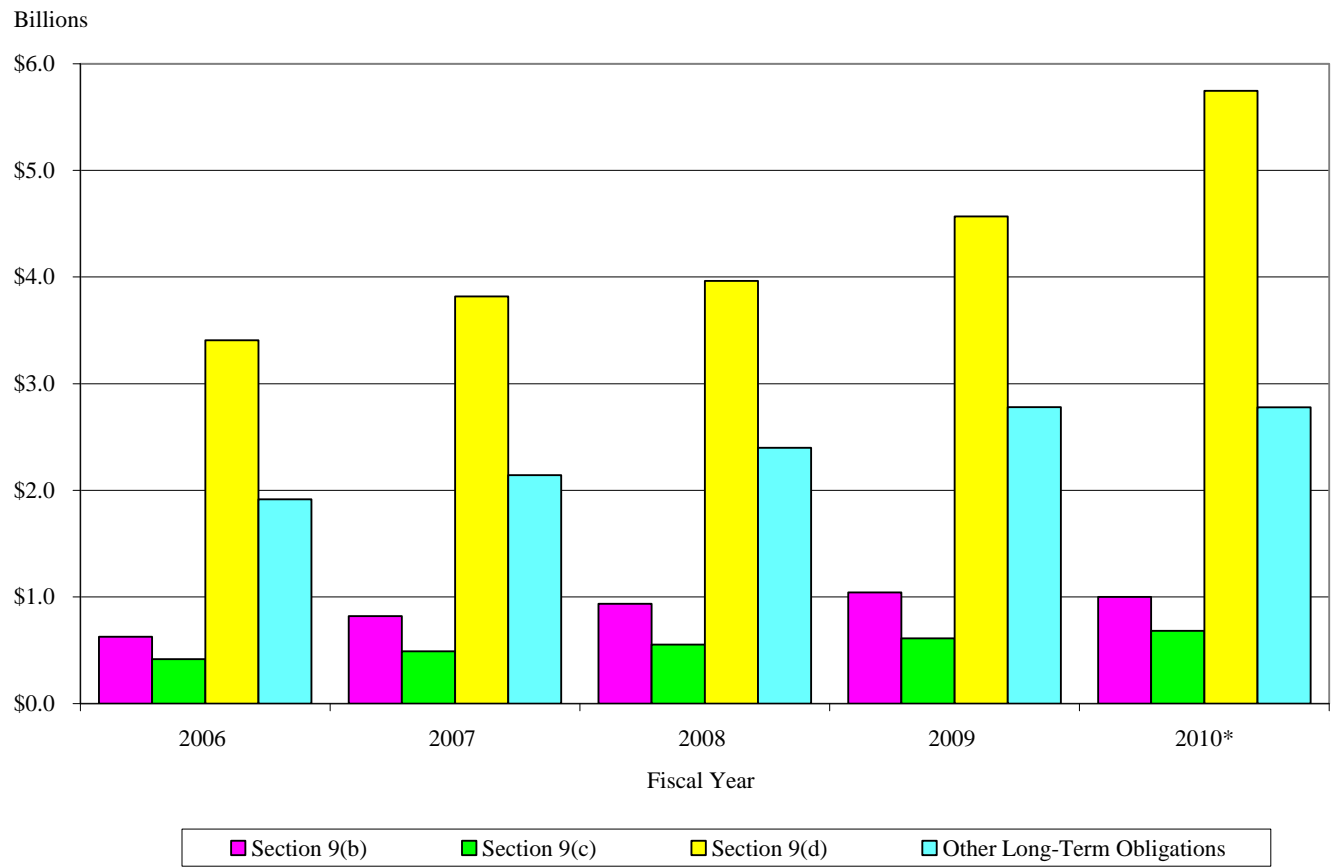
[2] Represents fiscal year 2009 ending balance. Amount for fiscal year 2010 not yet available.

[3] Numbers may not add to totals due to rounding.

*Preliminary and Unaudited

Source: Department of the Treasury; Department of Accounts.

OUTSTANDING TAX-SUPPORTED DEBT
As of June 30, 2006-2010



*Preliminary and Unaudited

[REMAINDER OF PAGE INTENTIONALLY LEFT BLANK]

Outstanding Tax-Supported Debt Service

The following table summarizes annual debt service on outstanding tax-supported debt as of June 30, 2010. The table does not include debt service requirements for capital lease and installment purchase obligations payable from the General Fund of the Commonwealth.

ANNUAL DEBT SERVICE REQUIREMENTS [1] Tax-Supported Debt Outstanding at June 30, 2010* (\$ in thousands)

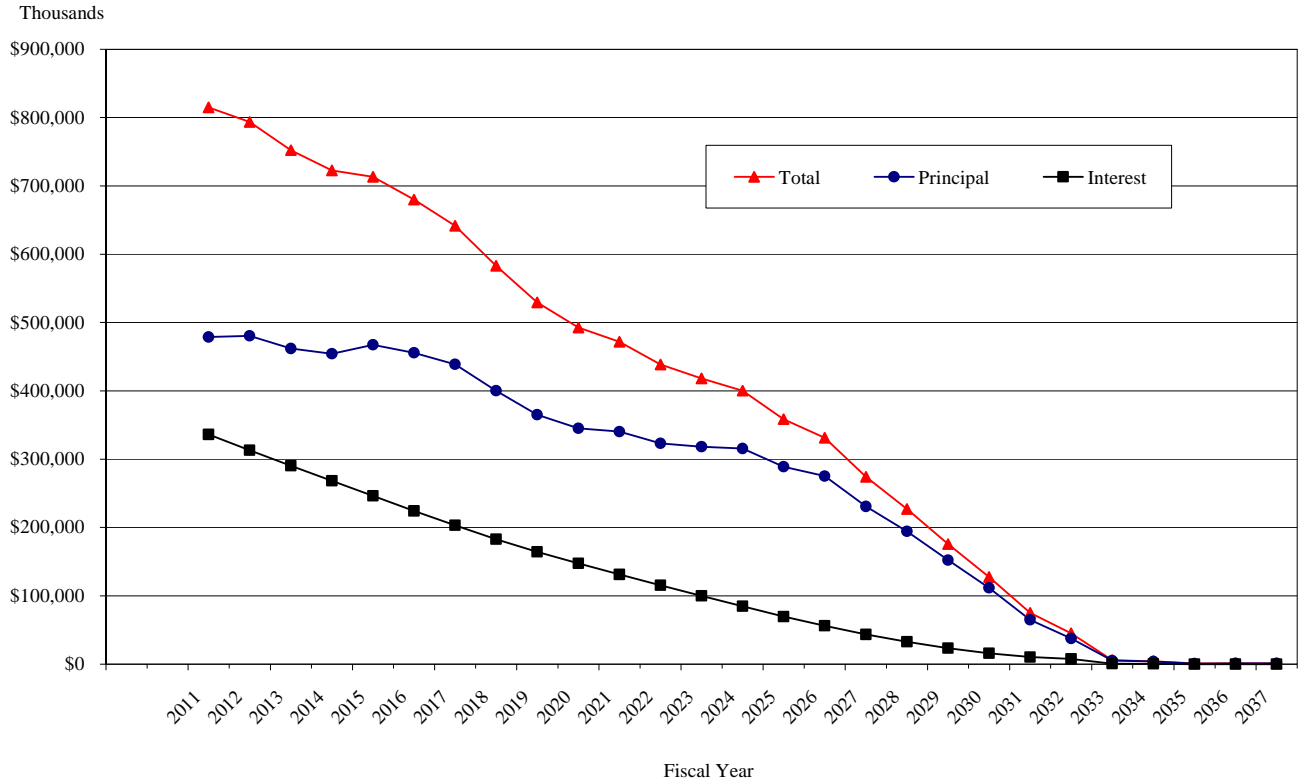
Fiscal Year Ending June 30	General Obligation Debt Sections 9(a), 9(b) and 9(c)			Other Tax-Supported Debt Section 9(d) [1] [2]			Total		
	Principal	Interest	Total	Principal	Interest	Total	Principal	Interest	Total
2011	123,757	75,759	199,516	355,021	260,545	615,566	478,778	336,304	815,083
2012	118,885	69,871	188,756	361,581	243,240	604,821	480,466	313,111	793,577
2013	119,805	64,198	184,003	342,076	226,205	568,281	461,881	290,402	752,284
2014	109,330	58,531	167,861	345,089	209,748	554,837	454,419	268,278	722,698
2015	106,740	53,307	160,047	360,492	192,824	553,317	467,232	246,131	713,363
2016	98,490	48,137	146,627	357,247	176,057	533,304	455,737	224,194	679,932
2017	90,370	43,434	133,804	348,304	159,649	507,954	438,674	203,083	641,757
2018	84,010	39,059	123,069	316,260	143,690	459,950	400,270	182,749	583,019
2019	82,925	35,278	118,203	282,320	129,016	411,337	365,245	164,295	529,540
2020	82,070	31,521	113,591	263,133	115,786	378,920	345,203	147,308	492,511
2021	83,910	27,744	111,654	256,486	103,565	360,051	340,396	131,310	471,706
2022	78,910	23,884	102,794	244,155	91,431	335,587	323,065	115,316	438,381
2023	78,800	20,138	98,938	239,295	79,752	319,048	318,095	99,890	417,985
2024	77,650	16,541	94,191	237,731	68,269	306,000	315,381	84,810	400,191
2025	68,600	12,952	81,552	220,389	56,742	277,131	288,989	69,694	358,683
2026	62,295	9,799	72,094	213,004	46,189	259,193	275,299	55,988	331,287
2027	52,895	6,922	59,817	177,756	36,525	214,281	230,651	43,447	274,098
2028	36,570	4,431	41,001	157,848	28,247	186,094	194,418	32,677	227,095
2029	20,495	2,710	23,205	131,814	20,654	152,468	152,309	23,364	175,672
2030	9,995	1,747	11,742	101,510	14,024	115,534	111,505	15,771	127,276
2031	8,620	1,284	9,904	56,222	8,946	65,169	64,842	10,230	75,073
2032	6,270	880	7,150	31,444	6,564	38,008	37,714	7,444	45,158
2033	5,330	574	5,904	0	0	0	5,330	574	5,904
2034	3,690	310	4,000	0	0	0	3,690	310	4,000
2035	855	128	983	0	0	0	855	128	983
2036	895	87	982	0	0	0	895	87	982
2037	935	44	979	0	0	0	935	44	979
Subtotal	1,613,097	649,270	2,262,367	5,399,181	2,417,668	7,816,850	7,012,278	3,066,939	10,079,217
Add Unamortized Premium & Accretion on Capital Appreciation Bonds	100,272	-	100,272	300,048	-	300,048	400,319	-	400,319
Less Unamortized Discount & Deferral on Debt Defeasance	(32,553)	-	(32,553)	(36,478)	-	(36,478)	(69,031)	-	(69,031)
TOTAL	\$ 1,680,815	\$ 649,270	\$ 2,330,086	\$ 5,662,751	\$ 2,417,668	\$ 8,080,420	\$ 7,343,567	\$ 3,066,939	\$ 10,410,505

[1] Includes Virginia Biotechnology Research Park Authority, Fairfax County Economic Development Authority (Va. Dept. of Transportation Camp 30 Project), Innovative Technology Authority, Newport News Industrial Development Authority (VASIC Project), Virginia Public Broadcasting Board, Virginia Aviation Board, Tax Refund Note, and Transportation Notes Payable. Does not include other capital leases, installment purchase obligations, regional jail reimbursement payments, compensated absences, pension liability or uninsured employer's fund.
[2] Includes notes payable of \$8,000 (dollars in thousands) for the primary government.

*Preliminary and Unaudited

Source: Department of the Treasury; Department of Accounts..

**ANNUAL DEBT SERVICE REQUIREMENTS
TAX-SUPPORTED DEBT OUTSTANDING AT JUNE 30, 2010***
(in thousands)



*Preliminary and Unaudited

**RATIOS OF OUTSTANDING TAX-SUPPORTED DEBT
TO POPULATION AND PERSONAL INCOME**

Fiscal Year	Population [1]	Personal Income [2][3] (000's)	Outstanding Debt (000's)	Tax-Supported Debt/Capita	Debt/Income
2005	7,557,588	\$286,946,610	\$ 5,851,265	\$ 774.22	2.0%
2006	7,640,249	302,098,188	6,365,189	833.11	2.1
2007	7,712,091	318,872,687	7,272,505	943.00	2.3
2008	7,795,424	345,285,000	7,850,602	1,007.08	2.3
2009	7,882,590	347,723,000	8,999,792	1,141.73	2.6
2010	7,882,590	351,009,000	10,206,067	1,294.76	2.9

Sources: [1] U.S. Census Bureau.

[2] U. S. Department of Commerce, Bureau of Economic Analysis.

[3] 2009 and 2010 population and personal income data is provisional

Authorized and Unissued Tax-Supported Debt

As of June 30, 2010*, the following tax-supported debt had been authorized by the General Assembly and remained unissued:

Section 9(b) Debt:

Higher Educational Institutions Bonds	\$	0
Park and Recreational Facilities Bonds		0
Subtotal 9(b) Debt:	\$	0

Section 9(c) Debt:

Higher Educational Institutions Bonds	\$	656,113,568
Parking Facility Bonds		225,918
Subtotal 9(c) Debt:	\$	656,339,486

Section 9(d) Debt :

Transportation Capital Projects Revenue Bonds	\$	2,679,244,311
Northern Virginia Transportation District Program		24,700,000
Virginia Public Building Authority -- Projects		669,737,249
Virginia Public Building Authority -- Jails		315,894,304
Virginia Public Building Authority -- Juvenile Detention Facilities		0
Virginia College Building Authority -- 21 st Century Projects		2,212,012,801
Virginia College Building Authority -- 21 st Century Equipment		115,104,766
Virginia Port Authority		155,000,000
Capital Lease Revenue Financings		0
Subtotal 9(d) Debt:	\$	6,171,693,431

Total	\$	6,828,032,917
--------------	----	---------------

*Preliminary and Unaudited

Source: Department of the Treasury; Department of Accounts.

Moral Obligation Debt

The Virginia Housing Development Authority, the Virginia Resources Authority and the Virginia Public School Authority are authorized to issue bonds secured in part by a moral obligation pledge of the Commonwealth. All three are designed to be self-supporting from their individual loan programs. The Commonwealth may fund deficiencies that may occur in debt service reserves for moral obligation debt. By the terms of the applicable statutes, the Governor is obligated to include in his annual budget submitted to the General Assembly the amount necessary to restore any such reported deficiency, but the General Assembly is not legally required to make any appropriation for such purpose. However, neither the Virginia Housing Development Authority nor the Virginia Public School Authority have bonds outstanding that are secured by the moral obligation pledge. To date, the Virginia Resources Authority has not reported to the Commonwealth that any such reserve deficiencies exist. The table below summarizes the Commonwealth's outstanding moral obligation indebtedness for the past five fiscal years.

OUTSTANDING MORAL OBLIGATION DEBT
(in thousands)

	Fiscal Year Ended June 30,				
	<u>2006</u>	<u>2007</u>	<u>2008</u>	<u>2009</u>	<u>2010*</u>
Virginia Housing Development Authority [1]	\$ 498,314	\$ 449,350	\$391,691	\$ --	\$ --
Virginia Resources Authority [1]	704,477	678,600	681,886	726,416	669,831
Virginia Public School Authority [1]	--	--	--	--	--
Total	<u>\$ 1,202,791</u>	<u>\$1,127,950</u>	<u>\$1,073,577</u>	<u>\$726,416</u>	<u>\$669,831</u>

[1] Net of unamortized discounts, premiums, deferral on debt defeasance and issuance costs.

*Preliminary and Unaudited

Source: Department of the Treasury, Department of Accounts

Other Debt

There are several authorities and institutions of the Commonwealth that issue debt for which debt service is not paid through appropriations of state tax revenues and for which there is no moral obligation pledge to consider funding debt service or reserve fund deficiencies. A portion of the debt shown is additionally secured by a biennial contingent appropriation in the event available funds are less than the amount required to pay debt service. The following table summarizes for the past five fiscal years outstanding indebtedness of authorities and institutions whose debt falls into these categories.

OUTSTANDING OTHER DEBT*
(in thousands)

	<u>2005</u>	<u>2006</u>	<u>2007</u>	<u>2008</u>	<u>2009</u>
Institutions of Higher Education [1]	\$ 546,062	\$ 840,779	\$ 815,247	\$ 1,147,172	\$ 1,356,659
Virginia College Building Authority Public Higher Education Financing Program	632,195	724,640	850,870	1,037,650	1,289,525
Virginia College Building Authority Private College Program	390,580	385,105	471,750	455,295	532,530
Virginia Housing Development Authority [1]	4,003,396	4,656,701	5,548,833	6,487,296	6,754,384
Virginia Public School Authority [1]	2,449,447	2,689,512	2,860,310	3,030,087	3,258,258
Virginia Port Authority	142,650	141,118	230,817	292,982	223,541
Commonwealth Transportation Board Federal Highway Reimbursement Anticipation Notes [1]	746,877	918,494	800,538	677,297	548,695
Hampton Roads Sanitation District	138,509	144,450	143,658	359,904	360,136
Virginia Equine Center	15,540	15,320	--	--	--
Pocahontas Parkway Association	463,357	--	--	--	--
Total	<u>\$9,528,613</u>	<u>\$10,516,119</u>	<u>\$11,722,023</u>	<u>\$13,487,683</u>	<u>\$14,323,728</u>

[1] Net of unamortized discounts, premiums, deferral on debt defeasance and issuance costs.

* Fiscal year 2010 data not yet available.

Source: Department of the Treasury.

Commonwealth Debt Management

Debt Capacity Advisory Committee

The Debt Capacity Advisory Committee (the "Committee") is charged by statute with annually estimating the amount of tax-supported debt, which may prudently be authorized, consistent with the financial goals, capital needs and policies of the Commonwealth. Such estimate is provided to the Governor and General Assembly. The Committee is also required to review annually the amount and condition of bonds, notes and other security obligations of the Commonwealth's agencies, institutions, boards and authorities which are either secured by a moral obligation pledge to replenish reserve fund deficiencies or for which the Commonwealth has a contingent or limited liability. The Committee provides its recommendations on the prudent use of such obligations to the Governor and the General Assembly.

The Committee also reviews the amounts and provisions of bonds, notes and other security obligations of the Commonwealth's agencies, institutions, boards and authorities which are neither tax-supported debt or obligations secured by a moral obligation pledge to replenish reserve fund deficiencies. The Committee may recommend limits, when appropriate, on these other obligations.

Capital Outlay Plan

The Department of Planning and Budget has prepared a Six-Year Capital Outlay Plan (the "Plan") for the Commonwealth. The Plan lists proposed capital projects, and it recommends how the proposed projects should be financed. More specifically, the Plan distinguishes between immediate demands and longer-term needs, assesses the state's ability to meet its highest priority needs, and outlines an approach for addressing priorities in terms of costs, benefits and financing mechanisms. The 2002 General Assembly set out new requirements for the funding of capital projects at a level not less than two percent of the General Fund revenues for the biennium, and the portion of that amount that may be recommended for bonded indebtedness.

RETIREMENT PLANS

The Commonwealth contributes to four defined benefit pension plans each of which is administered by the Virginia Retirement System ("System"). The System acts as a common investment and administrative agent for the Commonwealth, local school boards and political subdivisions in Virginia. The plans administered by the System consist of the Virginia Retirement System ("VRS"), the State Police Officers Retirement System ("SPORS"), the Virginia Law Officer's Retirement System ("VaLORS") and the Judicial Retirement System ("JRS"). Membership in the VRS consists of Commonwealth employees, public school teachers and employees of political subdivisions that have voluntarily joined the system. Membership in SPORS consists of Commonwealth state police officers. Membership in VaLORS consists of law enforcement and corrections officers of the Commonwealth other than state police officers, and membership in JRS consists of judges in the Commonwealth's Circuit Courts, General District Courts, Court of Appeals and Supreme Court. Membership in the applicable retirement plans is mandatory for all eligible employees. VRS is the largest of four systems covering 330,815 active Commonwealth employees, school teachers and covered employees of local governments as of June 30, 2010, as compared with 11,794 active members of SPORS, VaLORS, and JRS combined. In addition, the four plans combined had approximately 34,169 inactive vested members who are no longer contributing but have not withdrawn previous contributions and may be eligible for a retirement benefit in the future.

ACTIVE MEMBER DISTRIBUTION OF PENSION AND RETIREMENT PLANS

	Fiscal Year Ended June 30	
	2009	2010
State Employees (VRS)	80,808	78,613
Teachers (VRS).....	148,461	147,817
Employees of Political Subdivisions (VRS)	105,404	104,385
State Police Officers (SPORS).....	1,826	1,766
Virginia Law Officers (VaLORS).....	10,014	9,620
Judges (JRS)	416	408

Source: Virginia Retirement System.

The System's Board of Trustees administers all four plans pursuant to statute. Each plan provides retirement, disability and death benefits. In addition, most members of all four plans are covered by group term life insurance.

Members of VRS and JRS attain service retirement at age 65, or age 50 with 30 years of service, with the right to elect a reduced retirement at age 55 after five years of creditable service. Normal and early retirement ages for SPORS and VaLORS are generally five years lower. An optional reduced retirement benefit is available to members of VRS, SPORS, and VaLORS at age 50 with ten years of creditable service. Members of all four plans, except Commonwealth employees covered by the Virginia Sickness and Disability Program ("VSDP"), may qualify for disability retirement at any age prior to the normal retirement age. Members covered under VSDP would receive disability benefits under that program. Subject to statutory variations, minimum retirement guarantees and maximum retirement limitations, a member's normal service retirement allowance is the number of years of such member's creditable service multiplied by 1.7 percent of the member's average final compensation ("AFC"). Effective July 1, 2007, the multiplier was increased from 1.7 percent to 1.85 percent for members of SPORS and sheriffs. Political subdivisions covered under VRS may also elect the higher multiplier for their employees in hazardous duty positions. AFC is based on the highest consecutive 36 months of pay. Adjustments to the benefits of retired members are made annually to reflect increases in the Consumer Price Index, reflecting the full amount of any such increase up to 3 percent and one-half of any additional increase up to 7 percent, with the maximum annual benefit increase being limited to 5 percent.

Unless the member has otherwise elected, each member or beneficiary is entitled on retirement, death or termination to receive the full amount of the member's contributions plus interest (currently at the rate of 4 percent per year) as a minimum benefit.

Following is a summary of additions and deductions of the four retirement plans, including additions and deductions attributable to VRS members who are employees of local school boards and political subdivisions. The political subdivisions have voluntarily joined the VRS, and the Commonwealth is responsible only for administration of the programs.

**RETIREMENT SYSTEMS
ADDITIONS AND DEDUCTIONS**
(in thousands)

	Fiscal Year Ended June 30,				
	<u>2006</u>	<u>2007</u>	<u>2008</u>	<u>2009</u>	<u>2010</u>
Additions:					
Member Contributions	\$ 39,771	\$ 30,165	\$ 25,304	\$ 20,543	\$ 26,498
Employer Contributions	1,526,908	1,913,605	2,122,864	2,076,860	1,834,686*
Net Investment Income (net of expenses)	822,534	1,156,556	981,838	752,986	774,306
Other	440	509	584	9,324	1,187
Total Additions	<u>2,389,653</u>	<u>3,100,835</u>	<u>3,130,590</u>	<u>2,859,713</u>	<u>2,636,677</u>
Deductions:					
Benefits	2,101,785	2,313,489	2,536,268	2,733,223	3,035,274
Refunds	91,230	95,765	102,935	91,348	93,086
Administrative Expenses	20,348	24,521	25,522	31,701	24,501
Other	258	178	298	668	4,050
Total Deductions	<u>2,213,621</u>	<u>2,433,953</u>	<u>2,665,023</u>	<u>2,856,940</u>	<u>3,156,911</u>
Excess of Additions over Deductions [before net appreciation (depreciation) in fair value of investments]	176,032	666,882	465,567	2,773	(520,234)
Net appreciation (depreciation) in fair value of investments	<u>4,390,789</u>	<u>8,596,608</u>	<u>(3,756,138)</u>	<u>(12,253,992)</u>	<u>5,458,822</u>
Net Assets Held in Trust at the End of the Year	<u>\$ 47,626,713</u>	<u>\$ 56,890,203</u>	<u>\$ 53,599,632</u>	<u>\$ 41,348,413</u>	<u>\$ 46,287,001</u>

Source: Virginia Retirement System.

* Contributions for FY 2010 reflect the suspension of the employer contributions for state employee groups for April, May and the first half of June 2010 and for teachers for the entire fourth quarter of FY 2010.

Each employer contributes an amount for any period equal to the sum of the normal cost and amortization of the unfunded actuarial accrued liability, if any. The Commonwealth's liability is determined, at a minimum, every two years by the System's Board of Trustees on the basis of studies by the consulting actuary. With respect to teachers, the Commonwealth pays a share of the employer contributions on the compensation of teachers who are employees of local school boards with the Commonwealth's portion determined by a formula that uses the student/teacher ratio, average teachers' salaries and the source of revenue used for salary. Employees contribute 5 percent of their creditable compensation unless the contribution is assumed by the employer as in the case of Commonwealth employees, judges, state police officers, and state law enforcement and correctional officers other than state police officers.

Employer contributions are calculated under an entry age normal cost method, and the unfunded actuarial accrued liability is amortized as a level percentage of payroll within 30 years or less. The entry age normal cost method is designed to produce level normal costs over the working lifetime of the participating employees and to permit the amortization of any unfunded liability over a period of years. The unfunded liability arises because normal costs based on the current benefit provisions have not been in effect throughout the working lifetime of current employees and because of actuarial losses. Post-retirement benefit adjustments are pre-funded during the employees' working lifetime.

The Commonwealth's contribution rate for the 2009 fiscal year was determined in accordance with the actuarial valuation as of June 30, 2007. In calculating the Commonwealth's contribution rate for the 2009 fiscal year, the actuary assumed a 7.5 percent net investment yield compounded annually, a 2.5 percent inflation allowance in the salary scale, a 20-year amortization period for the Unfunded Actuarial Accrued Liability (UAAL) and valued the assets using a modified market basis.

[REMAINDER OF PAGE INTENTIONALLY LEFT BLANK]

The normal contribution and accrued liability cost rates (expressed as percentages of covered compensation) recommended by the actuaries are as follows:

RETIREMENT SYSTEMS CONTRIBUTIONS, ACCRUED LIABILITY AND SUPPLEMENTARY COSTS
(1997-1998 biennium through 2010 fiscal year)^[1]

	<u>State Employees</u>	<u>School Teachers</u>	<u>State Police</u>	<u>Virginia Law Officers' [2]</u>	<u>Judges</u>
Normal contribution rate:					
1997-98	2.73	3.51	9.39	-	15.12
1998-99	3.56	4.54	8.72	-	17.34
1999-00	4.18	5.09	10.52	4.18	18.74
2000-01	4.24	5.83	8.92	8.92	27.85
2001-02	4.00	6.03	7.45	7.91	26.11
2002-03	4.00	6.03	7.99	8.51	22.27
2003-04	4.00	6.03	7.99	8.51	22.27
2004-05	4.00	6.03	7.99	8.51	22.19
2005-06	4.00	6.03	7.99	8.51	22.19
2006-07	2.80	4.45	7.47	8.06	24.49
2007-08	2.80	4.45	8.35	8.06	24.49
2008-09	2.93	4.71	8.84	8.24	25.13
2009-10	2.93	4.71	8.84	8.24	25.13
Accrued liability rate:					
1997-98	2.08	3.77	3.99	-	13.98
1998-99	2.28	3.95	8.12	-	14.34
1999-00	1.85	3.95	8.68	1.85	15.51
2000-01	0.98	1.71	16.08	7.23	17.15
2001-02	0.24	(1.79)	17.55	17.09	18.89
2002-03	0.24	(1.79)	17.01	16.49	22.73
2003-04	0.24	(1.79)	17.01	16.49	22.73
2004-05	(0.11)	2.07	17.01	16.49	22.81
2005-06	(0.11)	2.07	17.01	16.49	22.81
2006-07	4.53	6.73	12.35	9.33	15.59
2007-08	4.53	6.73	14.34	9.33	15.59
2008-09	5.09	7.13	15.25	8.54	12.91
2009-10	5.09	7.13	15.25	8.54	12.91
Total contribution rate:					
1997-98	4.81	7.28	13.38	-	29.10
1998-99	5.84	8.49	16.84	-	31.68
1999-00	6.03	9.04	19.20	6.03	34.25
2000-01	5.22	7.54	25.00	16.15	45.00
2001-02 [3]	4.24	4.24	25.00	25.00	45.00
2002-03 [4]	4.24	4.24	25.00	25.00	45.00
2003-04 [5]	4.24	4.24	25.00	25.00	45.00
2004-05 [6]	3.89	8.10	25.00	25.00	45.00
2005-06 [7]	3.89	8.10	25.00	25.00	45.00
2006-07 [8]	7.33	11.18	19.82	17.39	40.08
2007-08 [9]	7.33	11.18	22.69	17.39	40.08
2008-09 [10]	8.02	11.84	24.09	16.78	38.04
2009-10 [11]	8.02	11.84	24.09	16.78	38.04

Source: Virginia Retirement System

[1] Rates for FY 2000 reflect "carve out" of a portion of the retirement rate for the Virginia Sickness and Disability Program.

[2] The Virginia Law Officers' Retirement System was established October 1, 1999.

[3] Contributions actually paid in FY 2002 were 2.12%, 3.60%, 12.50%, 8.07% and 22.50% for State, School Teachers, State Police, VaLORS and Judges, respectively.

[4] Contributions actually paid in FY 2003 were 0.00%, 3.77%, 11.05%, 12.00% and 29.00% for State, School Teachers, State Police, VaLORS, and Judges, respectively.

[5] Contributions actually paid in FY 2004 were 3.77%, 3.77%, 12.79%, 13.95% and 32.03% for State, School Teachers, State Police, VaLORS, and Judges, respectively.

[6] Contributions actually paid in FY 2005 were 3.91%, 6.03%, 16.49%, 16.99% and 30.55% for State, School Teachers, State Police, VaLORS, and Judges, respectively.

[7] Contributions actually paid in FY 2006 were 3.91%, 6.62%, 16.49%, 16.99% and 30.55% for State, School Teachers, State Police, VaLORS, and Judges, respectively.

[8] Contributions actually paid in FY 2007 were 5.74%, 9.20%, 16.71%, 14.96% and 36.47% for State, School Teachers, State Police, VaLORS, and Judges, respectively.

[9] Contributions actually paid in FY 2008 were 6.15%, 10.30%, 20.76%, 15.86% and 38.01% for State, School Teachers, State Police, VaLORS, and Judges, respectively. State Police computed paid rates reflect an increase of 2.87% resulting from an increase in the multiplier from 1.70% to 1.85%, effective July 1, 2007.

[10] Contributions actually paid in FY 2009 were 6.23%, 8.81%, 20.05%, 14.23% and 34.51% for State, School Teachers, State Police, VaLORS, and Judges, respectively.

[11] Contributions actually paid in FY 2010 were 6.26%, 8.81%, 20.05%, 14.23% and 34.51% for State, School Teachers, State Police, VaLORS, and Judges, respectively. In addition, these contributions were suspended for state employee groups for April, May and the first half of June 2010, and for school teachers for the entire fourth quarter of FY 2010.

Effective October 1, 1983, the Commonwealth assumed the 5 percent employee contribution made by members of the VRS, SPORS, VaLORS and JRS. The total contribution rate being paid by the Commonwealth for Commonwealth employees, police, other law enforcement and corrections officers, and judges is, therefore, higher by that amount than is shown above in the summary. The above table reflects the plan as still described in the statutes.

The most recent actuarial valuation review of the Commonwealth's liability under the VRS, SPORS, VaLORS and JRS was performed by Cavanaugh Macdonald Consulting, LLC as of June 30, 2009. Below is the schedule of Funding Progress for the various pension plans. For further discussion of the funding status of the pension programs, see "Retirement and Pension Systems" in The Report of the Comptroller for the Fiscal Year Ended June 30, 2009.

SCHEDULE OF FUNDING PROGRESS
(dollars in millions)

Biennial Actuarial Valuation Date 6/30		Actuarial Value of Assets (a)	Actuarial Liability (AAL)- Entry Age (b)	Unfunded (UAAL) (b-a)	Funded Ratio (a/b)	Covered Payroll (c)	UAAL as a Percentage of Covered Payroll (b-a)/(c)
Virginia Retirement System							
2009	[1]	\$53,185	\$66,323	\$13,138	80.2%	\$14,948	87.9%
2008		52,548	62,554	10,006	84.0	14,559	68.7
2007		47,815	58,116	10,301	82.3	13,834	74.5
2006		42,669	52,822	10,153	80.8	13,002	78.1
2005	[1]	40,372	49,628	9,256	81.3	12,212	75.8
2004		39,691	43,958	4,267	90.3	11,510	37.1
2003		39,243	40,698	1,455	96.4	10,885	13.4
2002		38,957	38,265	(692)	101.8	10,669	(6.5)
State Police Officers Retirement System (SPORS)							
2009	[1]	\$647	\$879	\$232	73.6%	\$101	230.0%
2008		646	844	198	76.6	103	193.2
2007		595	806	211	73.8	101	209.4
2006		539	730	191	73.8	94	204.1
2005	[1]	514	673	159	76.4	91	174.8
2004		510	656	146	77.8	82	178.0
2003		509	616	107	82.6	79	135.4
2002		508	595	87	85.4	81	107.4
Virginia Law Officer's Retirement System (VaLORS)							
2009	[1]	\$913	\$1,412	\$499	64.7%	\$359	138.9%
2008		873	1,281	408	68.2	368	110.8
2007		766	1,166	400	65.7	341	117.2
2006		656	1,096	440	59.9	321	137.0
2005	[1]	575	980	405	58.7	307	132.0
2004		509	927	418	54.9	298	140.3
2003		458	854	396	53.6	292	135.6
2002		418	806	388	51.9	306	126.8
Judicial Retirement System (JRS)							
2009	[1]	\$378	\$521	\$143	72.5%	\$63	228.4%
2008		374	495	121	75.6	61	199.9
2007		340	442	102	76.9	58	177.3
2006		302	424	122	71.3	54	224.1
2005	[1]	288	402	114	71.5	52	220.7
2004		285	366	81	78.0	48	168.8
2003		282	348	66	81.1	48	137.5
2002		281	352	71	79.8	48	147.9

[1] Revised economic and demographic assumptions due to experience study.

Source: Virginia Retirement System.

In addition to the defined benefit programs described above, the Commonwealth also makes contributions to a defined contribution retirement plan for political appointees. Contributions for this plan are based on 10.4% of each appointee's salary. At June 30, 2010, this plan covered 264 political appointees and had total assets of approximately \$5,695,183.

OTHER LONG-TERM LIABILITIES

Employee Benefits Other than Pension Benefits

Employees of the Commonwealth accrue annual leave at a rate of four to nine hours semi-monthly, depending on their length of service. The maximum accumulation is dependent on years of service, but in no case may it exceed 42 days. All employees hired after January 1, 1999, are required to enroll in the Virginia Sickness and Disability Program ("VSDP"). Under the VSDP, employees receive a specified number of sick and personal leave hours, depending on their length of service, and any balances at the end of the calendar year revert. Individuals employed at January 1, 1999, had the option of converting to the VSDP or remaining in the original sick leave plan. If converting, the employee's sick leave balance could be used to purchase retirement credits or be converted to disability credits. If an employee opted to remain in the original sick leave program, sick leave accrues at a rate of five hours semimonthly. Employees who leave State service after a minimum of five years employment receive the lesser of 25 percent of the value of their disability credits or accumulated sick leave at the current earnings rate or \$5,000. All employees leaving State service are paid for accrued annual leave up to the maximum calendar year limit at their current earnings rate.

The VSDP was established for all full-time, classified state employees, including state police officers, and other state law enforcement and correctional officers. Part-time, classified state employees who work at least 20 hours a week on a salaried basis and who accrue leave are also covered. After a seven calendar-day waiting period following the first incident of disability, the VSDP provides short-term disability benefits from 60% to 100% of compensation up to a maximum of 125 work days. After a 180 calendar day waiting period, eligible employees receive long-term disability benefits equal to 60% of compensation until they return to work, until age 65 (age 60 for state police officers and other state law enforcement and correctional officers), or until death.

In addition to providing pension benefits, the Commonwealth provides life insurance for active and retired employees and a retiree health insurance credit to offset a portion of the cost of health insurance premiums for qualifying state retirees under VRS, SPORS, JRS and VaLORS. The estimated costs of these benefits are funded over the working lives of the employees through employer contributions and investment income.

Self-Insurance

The Commonwealth provides several types of self-insurance for the benefit of state agencies and institutions. The Department of the Treasury, Division of Risk Management, administers self-insurance programs for general (tort) liability, medical malpractice and automobile liability. The Department of Human Resource Management administers the state employee health care self-insurance fund. At June 30, 2009, \$514.0 million was reported as the combined estimated claims payable for self-insurance.

Medicaid Payable

The Department of Medical Assistance Services estimates, based on past experience, the total amount of claims that will be paid from the Medicaid program in the future which relate to services provided before year end. At June 30, 2009, the estimated liability related to normal operations totaled \$698.9 million. Of this amount, \$268.2 million is reflected in the General Fund and \$430.7 million in the Federal Trust Special Revenue Fund.

For a more detailed explanation of Other Long-Term Liabilities, see "Notes to the Financial Statements" in The Report of the Comptroller for the Fiscal Year Ended June 30, 2009.

Other Post Employment Benefits (OPEB) – Financial Statement Reporting

The Commonwealth currently has five postemployment benefit programs other than the retirement plans described above ("OPEB Programs"). They are: Retiree Health Insurance Credit, Group Life Insurance, Virginia Sickness and Disability Plan, Pre-Medicare Retiree Health Insurance Program and Line of Duty Death and Health Insurance Benefit.

The Governmental Accounting Standards Board (GASB) issued accounting and reporting standards for other postemployment benefits. The VRS implemented GASB Statement No. 43, *Financial Reporting for Postemployment Benefit Plans Other Than Pension Plan*, in their published financial statements for the fiscal year ended June 30, 2007. The Commonwealth, as an employer, implemented GASB Statement No. 45, *Accounting and Financial Reporting by Employers for Postemployment Benefits Other Than Pensions* for the fiscal year ended June 30, 2008.

The Commonwealth's OPEB programs promise benefits to individuals who perform services for government today to be paid following the conclusion of their service. Historically, the Commonwealth and most other government employers financed other post employment benefit programs on a pay-as-you-go basis. The new reporting standards require expenses associated with these programs to be calculated and reported on an actuarial basis even though payment is deferred until after an individuals' service ends. As of June 30, 2009, the Commonwealth's estimated annual required OPEB contribution is \$335.0 million and the estimated unfunded actuarial liabilities are \$3.7 billion.

LABOR RELATIONS

It is against public policy for Commonwealth or local officials to recognize any labor union as a representative of public employees or to engage in collective bargaining with any labor union. Public employees of the Commonwealth do not have a legal right to strike, and no strike by employees of the Commonwealth has ever taken place. Any such employee who engages in any organized strike or willfully refuses to perform his duties shall, according to state law, be deemed to have terminated his employment. The General Assembly has rejected several recent legislative proposals to authorize public employees to engage in collective bargaining.

LITIGATION

The Commonwealth, its officials and employees are named as defendants in legal proceedings which occur in the normal course of governmental operations, some involving claims for substantial amounts. It is not possible at the present time to estimate the ultimate outcome or liability, if any, of the Commonwealth with respect to these lawsuits. However, any ultimate liability resulting from these suits is not expected to have a material adverse effect on the financial condition of the Commonwealth.

[REMAINDER OF PAGE INTENTIONALLY LEFT BLANK]

TOBACCO SETTLEMENT

The Commonwealth is a party to the national tobacco settlement (the “Settlement”) between leading United States tobacco product manufacturers, 45 other states, the District of Columbia and 5 territories. The Settlement provides that tobacco companies pay a total of \$206 billion to the participating states by the year 2025; significantly curb their advertising; and disband industry trade groups. The Commonwealth’s share of the total amount to be paid to states through 2025 would be approximately \$4.1 billion. The exact dollar amount is contingent upon certain adjustments as set forth in the Settlement. Under the Settlement, the tobacco companies will make three types of payments. Tobacco companies made five “initial payments” totaling approximately \$13 billion over the six year period ending in January 2003. In addition, the tobacco companies make “annual payments” that began on April 15, 2000. Such payments will be paid annually into perpetuity and will be adjusted annually based on inflation and volume adjustments as determined by future sales of cigarettes. Approximately \$8.6 billion of the Settlement will be deposited into a strategic contribution fund and allocated based on the states’ contribution toward resolving the Settlement. The “strategic contribution payments” will be made in equal installments over a 10-year period beginning in 2008.

The Commonwealth created the Tobacco Indemnification and Community Revitalization Commission and Fund (the “TICR Commission” and “TICR Fund,” respectively). Fifty percent of the annual amount received by the Commonwealth from the Settlement (the “TICR Commission Allocation”) has been deposited into the TICR Fund. The TICR Commission distributes moneys in the TICR Fund to (i) provide payments to tobacco farmers as compensation for the elimination or decline in tobacco quotas and (ii) promote economic growth and development in tobacco dependent communities.

In 2002, the General Assembly authorized the securitization of the TICR Commission Allocation and created the Tobacco Settlement Financing Corporation (the “Corporation”). The Corporation was established to carry out the financing, purchasing, owning and managing of the portion of the TICR Commission Allocation that may be sold by the Commonwealth from time to time. On May 16, 2005, the Corporation issued \$448,260,000 of its Tobacco Settlement Asset-Backed Bonds, Series 2005 (the “Series 2005 Bonds”) backed by 25% of the annual amount of Settlement payments to be received by the Commonwealth. Net proceeds of the sale were deposited to the Tobacco Indemnification and Community Revitalization Endowment established pursuant to Section 3.1-1109.1 of the Code of Virginia to fund economic development projects throughout Southside and Southwest Virginia. On May 3, 2007, the Corporation issued \$1,149,273,283 of its Tobacco Settlement Asset-Backed Bonds, Series 2007 (the “Series 2007 Bonds”). A portion of the proceeds of the Series 2007 Bonds were used to defease and refund the outstanding Series 2005 Bonds. The Series 2007 Bonds are backed solely by 50% of the annual amount of Settlement payments to be received by the Commonwealth. Tobacco Bonds issued by the Corporation are not obligations of the Commonwealth or any instrumentality other than the Corporation.

The Commonwealth also created the Virginia Tobacco Settlement Foundation (“the Foundation”) to coordinate and finance efforts to restrict the use of tobacco products by minors through such means as educational and awareness programs on the health effects of tobacco use on minors and laws restricting the distribution of tobacco products to minors. Ten percent of the annual amount received by the Commonwealth from the Settlement is allocated to the Foundation (the “Foundation Allocation”). Chapter 345 of the 2007 Virginia Acts of Assembly, which became effective on July 1, 2007, authorizes the securitization of the Foundation Allocation, however no securitization of the Foundation Allocation has occurred. The remaining forty percent of unallocated Settlement payments are deposited to the General Fund.

The allocation and expenditures of the annual amounts received by the Commonwealth from the settlement are subject to appropriation by the General Assembly.

COMMONWEALTH OF VIRGINIA
DEMOGRAPHIC AND ECONOMIC INFORMATION

APPENDIX C
TABLE OF CONTENTS

INTRODUCTION.....	1
DEMOGRAPHIC CHARACTERISTICS	1
General.....	1
Population Trends	1
ECONOMIC FACTORS.....	3
Taxable Retail Sales.....	3
Personal Income.....	4
Residential Construction.....	6
Assessed Value of Locally Taxed Property	7
Employment.....	7
Largest Employers	9
Unemployment.....	10
Other Economic Factors	11

INTRODUCTION

The following demographic and economic information is provided by the Commonwealth of Virginia, its agencies, institutions and authorities (the "Commonwealth"). The data were compiled by the Department of the Treasury and were not independently verified; however, the Department of the Treasury has no reason to believe that such material is not true and correct.

DEMOGRAPHIC CHARACTERISTICS

General

The Commonwealth is divided into five distinct regions -- a coastal plain cut into peninsulas by four large tidal rivers, a piedmont plateau of rolling farms and woodlands, the Blue Ridge Mountains, the fertile Shenandoah Valley and the Appalachian plateau region extending over the southwest corner of the Commonwealth. Approximately one-third of all land in Virginia is used for farming and other agricultural services. This variety of terrain, the location of the Commonwealth on the Atlantic Seaboard at the southern extremity of the northeast population corridor and its close proximity to the nation's capital have had a significant influence on the development of the present economic structure of the Commonwealth.

The Commonwealth's 2009 population of 7,882,590 was 2.6 percent of the United States total. Among the 50 states, it ranked twelfth in population. With 39,594 square miles of land area, its August, 2010 population density was 199.1 persons per square mile, compared with 86.8 persons per square mile for the United States.

Population Trends

From 2000 to 2009, Virginia's population increased 10.95 percent versus 8.80 percent for the nation. Population trends since 2000 for the Commonwealth and the United States are shown in the following table:

POPULATION TREND

	Virginia		United States	
	<u>Population</u>	<u>Increase Over Preceding Year</u>	<u>Population</u>	<u>Increase Over Preceding Year</u>
<u>Year</u>				
2000	7,104,533	-	282,171,957	-
2001	7,191,304	1.2	285,081,556	1.0
2002	7,283,541	1.3	287,803,914	1.0
2003	7,373,694	1.2	290,326,418	0.9
2004	7,468,914	1.3	293,045,739	0.9
2005	7,563,887	1.3	295,753,151	0.9
2006	7,646,996	1.1	298,593,212	1.0
2007	7,719,749	1.0	301,579,895	1.0
2008	7,795,424	1.0	304,374,846	0.9
2009	7,882,590	1.1	307,006,550	0.9

AGE DISTRIBUTION OF POPULATION

Compared to the nation, a higher proportion of the Commonwealth's population is in the adult/working ages of 18 through 64. A lower proportion of Virginia's population is comprised of persons 65 and older and of persons age 5 through 17. In 2009 the population of the Commonwealth and of the United States was distributed by age as follows:

AGE DISTRIBUTION

2009

<u>Age</u>	<u>Virginia</u>	<u>United States</u>
Under 5 years	6.7%	6.9%
5 through 17 years	16.7	17.3
18 through 44 years	38.2	37.0
45 through 64 years	26.2	25.9
65 years and older	12.2	12.9
	<u>100.0%</u>	<u>100.0%</u>

Source: Bureau of the Census June 2010.

GEOGRAPHIC DISTRIBUTION OF POPULATION

Like the nation as a whole, the Commonwealth has a high percentage of its citizens living in urban areas. Virtually all of the Commonwealth's population growth between 1950 and 1970 occurred in these areas. During the 1970s, however, non-metropolitan areas grew at a slightly faster rate than metropolitan areas. Since 1980, this trend has reversed with the metropolitan areas growing at three times the rate of the rest of the Commonwealth. Of the Commonwealth's population, 79.2 percent reside in eleven metropolitan statistical areas (MSAs).

The largest metropolitan area is the Northern Virginia portion of the Washington-Arlington-Alexandria MSA. This is the fastest growing metropolitan area in the Commonwealth and had a 2009 population of 5,476,241 (including Washington and Maryland's population of 1,799,580). Northern Virginia has long been characterized by the large number of people employed in both civilian and military work with the federal government. It is also one of the nation's leading high-technology centers for computer software and telecommunications.

Spanning Hampton Roads is the Virginia Beach-Norfolk-Newport News MSA, which has large military installations and major port facilities. It had a 2009 population of 1,674,498 and is an important center of manufacturing and tourism. The Richmond MSA is the third largest metropolitan area with a 2009 population of 1,238,187. The Richmond MSA is a leading center of diversified manufacturing activity including chemicals, tobacco, printing, paper, metals and machinery. Richmond is also the capital of the Commonwealth and its financial center which includes the Fifth District Federal Reserve Bank. The Roanoke MSA is the manufacturing, trade and transportation center for the western part of the Commonwealth. It had a 2009 population of 300,399. Also in the western part of the Commonwealth are the Lynchburg and Kingsport-Bristol-Bristol MSAs, which are both manufacturing centers, and had 2009 populations of 247,447 and 305,629, respectively. Located at the foot of the Blue Ridge Mountains is the Charlottesville MSA, a community with a 2009 population of 196,766 and home of the University of Virginia and significant manufacturing industries. The Danville MSA is located on the North Carolina border and had a 2009 population of 105,814.

In 2003, the federal Office of Management & Budget recognized three new Virginia MSAs -- Winchester, Harrisonburg and Blacksburg-Christiansburg-Radford. The Winchester MSA is located at the northernmost tip of Virginia and had a 2009 population of 123,989. This fast-growing community has become increasingly attractive for both business and residential development due to its location bordering the Washington-Arlington-Alexandria MSA.

The Harrisonburg MSA, a community with a 2009 population of 120,271, is located in west central Virginia. It is a major retail, service and manufacturing center in the Shenandoah Valley. With a 2009 population of 159,587,

the Blacksburg-Christiansburg-Radford MSA is located in the New River Valley in southwestern Virginia. The town of Blacksburg is the home of Virginia Polytechnic Institute & State University, Virginia's largest university and one of the nation's leading research institutions. 2009 population figures for all eleven Commonwealth MSAs are shown below:

METROPOLITAN STATISTICAL AREA POPULATION AND PER CAPITA INCOME

<u>MSA</u>	<u>2009 Population</u>	<u>2009 Per Capita Income</u>
Blacksburg-Christiansburg-Radford	159,587	\$28,197
Charlottesville	196,766	42,857
Danville	105,814	30,471
Harrisonburg	120,271	30,795
Kingsport-Bristol-Bristol	305,629	31,547
Lynchburg	247,447	33,224
Richmond	1,238,187	41,242
Roanoke	300,399	38,166
Virginia Beach-Norfolk-Newport News	1,674,498	39,674
Washington-Arlington-Alexandria*	5,476,241	56,442
Winchester	123,989	33,568
Commonwealth of Virginia	7,882,590	\$43,874

Source: US Dept of Commerce, Bureau of Economic Analysis.

* Washington-Arlington-Alexandria MSA includes Washington, DC and Maryland.

** MSA by city Per Capita Income for 2009 as of August 9, 2010

Distributed throughout Virginia are smaller urban areas, most of which historically have been trade centers for the surrounding areas and continue to be so today. These communities have attracted many of the new manufacturing facilities locating in the Commonwealth in recent years. The remainder of the Commonwealth's population lives in rural areas, including most of the towns and the remaining smaller cities.

ECONOMIC FACTORS

Taxable Retail Sales

Over the past ten years, taxable retail sales in Virginia increased by \$17.2 billion, or 25.1 percent. This growth is less than the average rate of inflation for this same period, which was also 25.6 percent. The following table illustrates the changes in taxable retail sales for calendar years 2000 through 2009:

<u>Calendar Year</u>	<u>Taxable Retail Sales</u>	<u>% Change</u>
2000	\$68,661,581,258	-
2001	68,725,289,188	0.1%
2002	70,645,312,671	2.8
2003	74,973,561,726	6.1
2004	81,291,117,472	8.4
2005	77,290,441,767	-4.9
2006	89,478,625,283	15.8
2007	92,043,248,947	2.9
2008	90,106,122,080	-2.1
2009	85,869,132,300	-4.7

Source: Department of Taxation.

Personal Income

According to the U.S. Department of Commerce, Virginians received over \$346 billion in estimated personal income in 2009. In 2009, the Commonwealth had per capita income of \$43,874, the highest of the Southeast region and greater than the national average of \$39,138.

From 2000 to 2009, the Commonwealth's 3.9 percent average annual rate of growth in personal per capita income was more than the national average rate of growth of 3.1 percent. Virginia and United States per capita personal income are shown in the following table:

PERSONAL INCOME TRENDS

	Virginia		United States	
	Per Capita Personal Income	Increase Over Preceding Year	Per Capita Personal Income	Increase Over Preceding Year
Year	Income	Year	Income	Year
2000	31,085	-	29,843	-
2001	32,501	4.6%	30,562	2.4%
2002	33,014	1.6	30,795	0.8
2003	33,976	2.9	31,466	2.2
2004	35,836	5.5	33,072	5.1
2005	37,974	6.0	34,685	4.9
2006	39,564	4.2	36,629	5.6
2007	41,347	4.5	38,611	5.4
2008 ¹	44,075	6.6	40,166	4.0
2009 ²	43,874	-0.5	39,138	-2.6

¹ Revised data as of 3/25/10

² Preliminary data as of 3/25/10

Source: Bureau of Economic Analysis State Personal Income 2009 as of 3/15/2010

Virginia and United States per capita personal income are shown in the following graph:



In 2009, the sources of personal income in the Commonwealth and the comparable sources of personal income for the United States are shown in the table and pie chart:

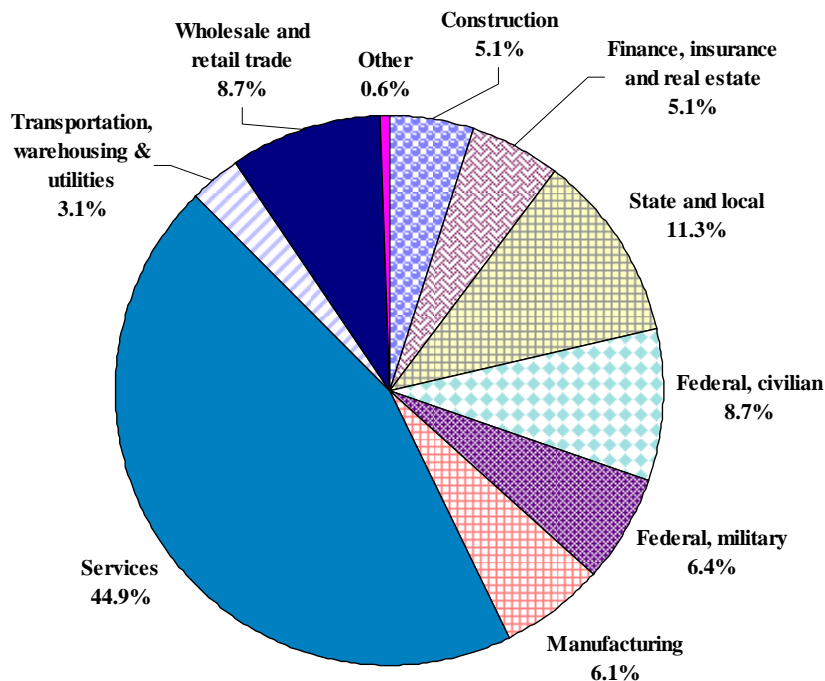
SOURCES OF PERSONAL INCOME
2009

	Virginia (in Millions)	Percentage of Personal Income Before Residence Adjustment	
		Virginia	United States
Forestry, fisheries, related activities and other	\$320	0.1%	0.3%
Construction	13,452	5.1	5.3
Farming	277	0.1	0.7
Finance, insurance and real estate	13,531	5.1	7.3
Government:			
State and local	29,674	11.3	12.9
Federal, civilian	22,879	8.7	3.5
Federal, military	16,991	6.4	2.0
Manufacturing	16,038	6.1	10.1
Mining	968	0.4	1.2
Services	118,364	44.9	41.5
Transportation, warehousing & utilities	8,187	3.1	4.2
Wholesale and retail trade	23,006	8.7	11.3
Subtotal	<u>\$263,687</u>	<u>100%</u>	<u>100%</u>
Contributions for government social insurance	(28,721)		
Plus:			
Dividends, interest and rent	55,977		
Transfer payments	<u>44,996</u>		
Personal income before residence adjustment	<u>\$335,940</u>		
Residence adjustment (1)	<u>9,901</u>		
Total Personal Income	<u><u>\$345,841</u></u>		

(1) Total personal income is reported by place of residence. However, income by industry is shown by place of work. Thus, this adjustment was necessary to account for income earned by Virginia residents who worked outside the Commonwealth. These were primarily federal government employees who lived in Northern Virginia but worked in Washington, D.C.

Source: Bureau of Economic Analysis as of March, 2010

**DISTRIBUTION OF VIRGINIA NONAGRICULTURAL SOURCES OF GROSS PERSONAL INCOME BY
MAJOR INDUSTRY
2009**



Residential Construction

Residential construction was concentrated in three of the state's eleven MSAs. The Virginia portions of the Washington-Arlington-Alexandria MSA, the Virginia Beach-Norfolk-Newport News MSA, and the Richmond MSA accounted for approximately 67.83 percent of the state total.

**AGGREGATE VALUE OF AND BUILDING PERMITS ISSUED FOR
RESIDENTIAL CONSTRUCTION IN VIRGINIA ¹**

Year	Value of Construction in Current Dollars (in millions)	Percent Change from Preceding Year	Number of Permits Issued	Percent Change from Preceding Year
2000	4,929.10	-	48,678	-
2001	5,739.70	16.4 %	53,475	9.85 %
2002	6,589.30	14.8	59,445	11.16
2003	6,863.50	4.2	55,996	-5.80
2004	8,050.30	17.3	62,579	11.76
2005	9,261.00	15.0	62,765	0.30
2006	7,266.80	-21.5	45,360	-27.73
2007	6,330.12	-12.9	38,319	-15.52
2008	4,106.78	-35.1	27,704	-27.70
2009	3,196.75	-22.2	21,455	-22.56

¹ Value of construction excludes mobile homes.

Source: Annual Residential Building Permits. University of Virginia, Weldon Cooper Center for Public Service.

Assessed Value of Locally Taxed Property

The Constitution of Virginia provides that real estate, coal and other mineral lands and tangible personal property, except the rolling stock of public service corporations, are reserved for taxation by cities, counties, towns and other local government entities. Shown below is the assessed value of real estate and personal property as determined by the various taxing jurisdictions and the combined value of real estate and personal property for public utilities as determined by the State Corporation Commission. Cities and counties are required by law to assess real estate at 100 percent of market value.

ASSESSED VALUES OF REAL ESTATE AND TANGIBLE PERSONAL PROPERTY

Tax Year Ended 31-Dec	Real Estate	Public Service Corporation	Personal Property	Total
1999	\$ 377,609,745,833	\$ 25,459,493,264	\$ 47,746,947,423	\$ 450,816,186,520
2000	404,571,768,890	27,194,732,245	52,842,420,797	484,608,921,932
2001	441,708,209,690	26,999,337,787	55,202,531,447	523,910,078,924
2002	495,156,975,902	29,239,165,763	57,949,553,914	582,345,695,579
2003	551,789,426,873	27,101,230,213	59,935,871,109	638,826,528,195
2004	617,559,007,920	27,379,304,201	61,349,533,127	706,287,845,248
2005	727,049,755,759	29,539,242,718	66,156,293,731	822,745,292,208
2006	900,079,538,628	28,843,374,447	69,815,543,837	998,738,456,912
2007	982,816,278,651	29,126,367,531	70,911,848,399	1,082,854,494,581
2008	1,023,753,282,458	32,362,873,335	73,386,249,542	1,129,502,405,335

Source: Department of Taxation.

Note: Based on figures currently available from Taxation 2009 Annual Report to the Governor of the Commonwealth of Virginia.
2009 preliminary data is not yet available.

Employment

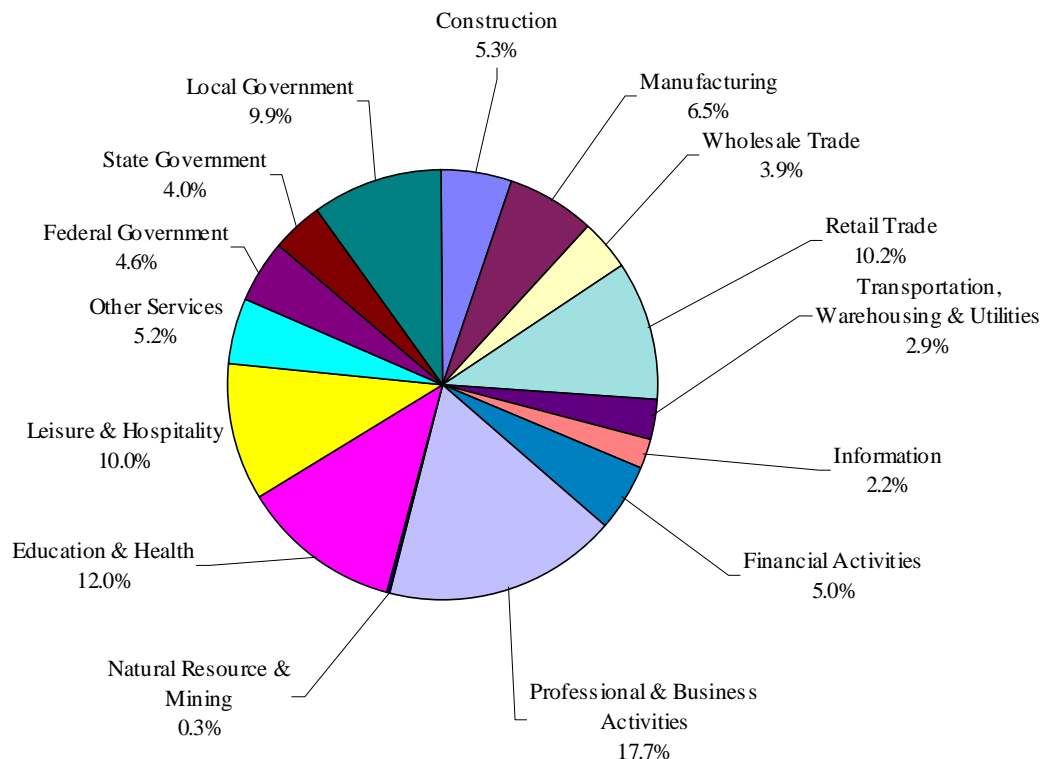
As of December 2009, more than 4.0 million residents of the Commonwealth were in the civilian labor force, which includes agricultural and nonagricultural employment, the unemployed, the self-employed and residents who commute to jobs in other states.

The following table indicates the distribution by category of nonagricultural employment in the Commonwealth and the comparative distribution in the United States.

DISTRIBUTION OF NONAGRICULTURAL EMPLOYMENT 2009

	<u>Virginia</u>	<u>United States</u>
Natural Resource & Mining	0.3 %	0.5 %
Construction	5.3	4.5
Manufacturing	6.5	9.0
Wholesale Trade	3.9	4.3
Retail Trade	10.3	11.1
Transportation, Warehousing & Utilities	2.9	3.7
Information	2.2	2.1
Financial Activities	5.0	5.9
Professional & Business Activities	17.7	12.6
Education & Health	12.0	14.8
Leisure & Hospitality	10.0	10.1
Other Services	5.2	41.0
Public Administration		
Federal Government	4.6	2.2
State Government	4.0	4.0
Local Government	9.9	11.2
	<u>100.0 %</u>	<u>100.0 %</u>

DISTRIBUTION OF VIRGINIA NONAGRICULTURAL EMPLOYMENT BY MAJOR INDUSTRY 2009



NONAGRICULTURAL EMPLOYMENT TRENDS

	2005	2006	2007	2008	2009	% Change 2005-2009
Natural Resource & Mining	10,700	11,300	10,900	11,100	11,100	3.7 %
Construction	243,600	249,400	239,900	222,900	194,900	-20.0
Manufacturing	295,800	288,700	277,800	264,800	236,100	-20.2
Wholesale Trade	117,200	119,500	120,900	119,465	115,845	-1.2
Retail Trade	418,500	423,700	427,500	420,635	409,055	-2.3
Transportation & Warehousing	121,400	119,800	119,700	119,000	117,500	-3.2
Information	92,700	92,000	90,400	87,400	78,700	-15.1
Financial Activities	192,500	195,700	193,700	188,700	186,300	-3.2
Professional & Business Activities	606,100	627,400	646,300	657,000	637,900	5.2
Education & Health	393,500	404,700	420,500	439,400	458,100	16.4
Leisure & Hospitality	329,400	338,100	345,300	349,300	333,000	1.1
Other Services	181,000	181,600	185,500	188,800	179,900	-0.6
Public Administration						
Federal Government	151,800	153,600	156,600	159,900	169,700	11.8
State Government	149,400	152,800	153,000	154,000	160,400	7.4
Local Government	360,700	367,800	373,400	380,500	385,800	7.0
Total	3,664,300	3,726,100	3,761,400	3,762,900	3,674,300	0.3 %

Source: Virginia Employment Commission.

During 2009, employment in the Information Services sector decreased from 87,400 in 2008 to 81,100. Professional and Business Activities sector employment declined by 17,900, or over 2.7 percent in 2009. Reduction in this sector was mainly due to job losses in the temporary employment service providers of \$13,500. The private

Education and Health sector declined by 5,100 jobs in 2009 for a 1.2 percent decrease. The Leisure and Hospitality sector increased by 14,400 to 363,700 in 2009. Financial Activities employment was down 7,100 or 3.8 percent below 2008 levels.

Construction employment decreased to 192,800 or 13.5 percent below the 2008 average of 222,900. The losses occurred in all sectors including: specialty trade contracting, heavy and civil engineering construction and construction of buildings.

Total Public Administration decreased by 23,500 or 3.4 percent in 2009. Wholesale and retail trade had a decrease and employment decrease of 35,400 or 2.33 percent decrease from 2008. Natural Resources and Mining employment in Virginia decreased by 1,100 or 9.9 percent to 10,000. Manufacturing employment decreased by 27,700 for 10.5 percent.

Largest Employers

The ten largest private and public sector employers in the Commonwealth, each of which employed 1,000 or more persons, are shown below.

TOP TEN PRIVATE SECTOR EMPLOYERS 2009

<u>Rank</u>	<u>Name</u>	<u>Industry</u>
1	Wal Mart	General Merchandise Stores
2	Newport News Shipbuilding	Transportation Equipment Manufacturing
3	Sentara Healthcare	Hospitals
4	Food Lion	Food and Beverage Stores
5	Booz, Allen and Hamilton	Professional, Scientific, and Technical Services
6	Inova Fairfax Hospital	Hospitals
7	Science Applications International Corporation	Professional, Scientific, and Technical Services
8	Target Corp	General Merchandise Stores
9	Lowe's Home Centers, Inc.	Building Material and Garden Equipment and Supplies Dealers
10	Capital One Bank	Credit Intermediation and Related Activities

Source: Virginia Employment Commission as of 3rd quarter 2009.

TOP TEN PUBLIC SECTOR EMPLOYERS 2009

<u>Rank</u>	<u>Name</u>	<u>Industry</u>
1	U.S. Department of Defense	National Security and International Affairs
2	Fairfax County Public Schools	Educational Services
3	U.S. Postal Service	Postal Service
4	County of Fairfax	Executive, Legislative, and Other General Government Support
5	University of Virginia	Educational Services
6	City of Virginia Beach Schools	Educational Services
7	Prince William County Schools	Educational Services
8	U.S. Department of Homeland Defense	Administration of Economic Programs
9	U.S. Department of Commerce	Administration of Economic Programs
10	Loudoun County Schools	Educational Services

Source: Virginia Employment Commission as of 3rd quarter 2009.

Unemployment

The Commonwealth is one of 22 states with a Right-to-Work Law and has a record of good labor-management relations. The Commonwealth's favorable business climate is reflected in the relatively small number of strikes and other work stoppages it experiences.

The Commonwealth is one of the least unionized of the more industrialized states. Three major reasons for this situation are the Right-to-Work Law; the importance of manufacturing industries such as textiles, apparel, electric and electronic equipment and lumber which are not highly unionized in the Commonwealth; and the importance of federal civilian and military employment. Typically the percentage of nonagricultural employees belonging to unions in the Commonwealth has been approximately half the U.S. average.

As December 2009*, Virginia had job growth in four of its ten metropolitan areas. Those areas include; Danville, Lynchburg, Harrisonburg and Northern Virginia. The Richmond metropolitan area experienced the largest job loss, down 11,300 jobs or 1.8 from 2008.

The following table shows the size of the Commonwealth's total civilian labor force from 2000 through 2009*, the percentage unemployed during this period and the comparable national unemployment rate.

UNEMPLOYMENT TRENDS

<u>Year</u>	Virginia's		
	Civilian	Unemployment	Unemployment
	Labor Force	in Virginia (1)	in United States
2000	3,603,771	2.30%	4.00%
2001	3,641,231	3.20	4.70
2002	3,744,023	4.20	5.80
2003	3,805,178	4.10	6.00
2004	3,854,728	3.70	5.50
2005	3,933,949	3.50	5.10
2006	3,998,569	3.00	4.60
2007	4,059,170	3.20	4.80
2008	4,124,766	4.00	5.80
2009	4,173,723	6.70	9.30

(1) Components of labor force are by place of residence.

Source: U.S. Department of Labor, Bureau of Labor Statistics and Virginia Employment Commission.

*Virginia's Civilian labor force figure for 2009 Data as of June 24, 2010. Unemployment rates for Virginia and US as of June 24, 2010.

Other Economic Factors

Utilities: Adequate electric power is available throughout the Commonwealth mainly through the investor-owned utilities of Dominion Virginia Power (Dominion), Appalachian Power (APCO), Allegheny Power, and Kentucky Utilities. In addition, 13 electric cooperatives distribute power in rural districts and 16 municipalities have their own distribution systems with power purchased primarily from the previously mentioned companies. The electric utilities serving the Commonwealth are interconnected with neighboring utilities, both within and outside of the Commonwealth, for reliability of service.

Dominion has begun construction of a \$1.8 billion clean-coal power station in Wise County, Virginia. The 585-megawatt Virginia City Hybrid Energy Center will use advanced technology designed to reduce emissions and protect the environment. If plans proceed as scheduled, the plant will be operational by 2012. As of June 2010, work on Dominion's Virginia City Hybrid Energy Center was roughly 61 percent complete.

Dominion is also taking steps toward constructing a third nuclear reactor at its North Anna Power Station in Louisa County. Dominion's application is currently under review by the Nuclear Regulatory Commission and if plans proceed as scheduled, the new unit would begin operating in 2015. Dominion has partnered with GE Hitachi Nuclear Energy and Bechtel Corporation on the 1,520-megawatt project, which could generate enough electricity for 375,000 homes at peak demand in Virginia. The company has not committed to build the new unit, but wants to maintain the option to do so to meet projected demand for electricity in Virginia in the next decade.

Dominion has partnered with BP Wind Energy to build and operate the Bluestone River Wind Farm in Tazewell County. It is expected to produce 60-100 megawatts and is estimated to be operational in 2012. Dominion is also partnering with BP Wind Energy on another wind energy project which would produce 60-150 megawatts in Wise County and will be completed around 2013.

In 2007 the General Assembly passed legislation to return Virginia to a cost-of-service regulation overseen by the State Corporation Commission (SCC). These actions reduce the possibility of "rate shock" by limiting the fuel adjustment to no more than 4 percent in residential rates. With few modifications, the SCC will have the powers it historically exercised before the deregulation process began. Virginia has also published The Virginia Energy Plan under which former Governor Kaine appointed an "Energy Czar" to coordinate conservation, new sources, and alternative energy development and research.

In addition to available electric power, the Commonwealth is also served by four major interstate natural gas transmission companies: Nisource Transmission (Columbia Gas Transmission), Dominion Transmission, Williams Pipeline (formerly Transcontinental Gas Pipe Line Corporation (Transco)), and Spectra Gas Transmission (formerly Eastern Tennessee Natural Gas).

With few exceptions, municipalities and several highly urbanized counties own their own waterworks systems. In some instances, the system of a municipality serves nearby communities and suburban areas. Some federal installations and many industrial plants have their own water supplies.

Larger municipalities usually depend on surface water supplemented by groundwater. There are approximately 2,900 active public water systems in Virginia, serving safe drinking water to more than 80% of Commonwealth's population. In addition, an estimated 7.4 million Virginians benefit from fluoridated drinking water, which represents 94 percent of the population served by public water systems.

All cities, many towns, and some counties have their own sewage collection systems. Existing or planned facilities provide wastewater treatment which meets, or will meet established federal and state water quality standards.

Transportation: There are more than 70,000 miles of interstate, primary, and secondary roads, including six major interstate routes: I-95, I-85, I-81, I-77, I-66, and I-64. More than a dozen railroad companies and services,

including nine freight railroads, operate over 3,200 miles of railway in Virginia. The Commonwealth is a junction point between major north-south and east-west rail lines. CSX Corporation Railroad has offices in Richmond and Norfolk. Southern Corporation is headquartered in Norfolk. Rail freight service is provided by these two Class I railroads, along with eight local railroads, and two switching companies.

Virginia is served by 14 commercial airports (including those just across the state line at Bluefield, West Virginia; Blountville, Tennessee; as well as Greensboro and Raleigh-Durham, North Carolina; and Baltimore, Maryland). Scheduled commercial airline service is provided to over 140 non-stop destinations around the world. Dulles International and Ronald Reagan Washington National Airports offer daily international non-stop flights to approximately 40 destinations. The commercial airports are supplemented by 58 general aviation airports licensed for public use. Over the past five years, Washington Dulles International has been one of the fastest growing airports in the country. Ronald Reagan Washington National Airport, located in Arlington, historically has been one of the world's busiest airports.

The Port of Virginia is one of the largest natural harbors in the world, which is responsible for the Commonwealth's strong ties with international commerce. The Port of Virginia consists of three general cargo marine terminals - Norfolk International Terminal, Portsmouth Marine Terminal, and Newport News Marine Terminal. Additionally, the Virginia Inland Port in Front Royal serves as an intermodal collection point for containers from West Virginia, Ohio, Pennsylvania, Northern Virginia, and elsewhere. The Port of Virginia offers world-class shipping facilities, one of the largest intermodal networks on the East Coast, and the deepest channels on the U.S. East Coast (50 feet deep) which are critical since the newer generation of cargo vessels are requiring deeper drafts. In 2009, The Port of Virginia handled over 1.7 million twenty foot equivalent units (TEUs) with nearly 2000 vessel calls.

A monumental expansion project that will increase the cargo capacity in Virginia is the dredged material placement site, Craney Island, which will become the Virginia Port Authority's fourth marine terminal. The first phase of Craney Island will be a 600-acre state-of-the-art terminal that is expected to be complete by 2020 with a capacity of 1.5 million TEUs. The full build-out of the terminal will be constructed as needed to accommodate demand. This will give Virginia another 5 million TEU capacity for a port-wide capacity of 10 million TEUs. No other port on the U.S. East Coast has land available to expand as well as authorization from the Army Corps of Engineers. On May 20, 2009, the White House approved \$28.5 million in the federal budget to fund the Craney Island project this fiscal year. The Virginia Port Authority will match the federal dollars to make a total of \$57 million dedicated to the expansion of the Port of Virginia, which will keep this project on track.

Craney Island Marine Terminal will compliment the A.P. Moller-Maersk (APM) terminal which opened in Portsmouth, Virginia in August 2007. With 285 acres complete in the first phase, this terminal currently has a 1 million TEU capacity and upon completion of the second phase, the APM terminal will boast a capacity of 2.1 million TEUs. This capacity will be necessary for the increase in cargo volumes that The Port of Virginia is estimating during the years in which Craney Island is being constructed.

In addition, Norfolk Southern's Heartland Corridor rail project is expected to be complete in the 3rd quarter of 2010. This project will provide double-stack service between the ports in Virginia and Columbus, Ohio in one day and Virginia and Chicago, Illinois in two days. Upon completion, the Heartland Corridor will eliminate 230 miles from the original route. With the increase in terminal capacity from the APM terminal and the future Craney Island, along with the increased rail connectivity from the Heartland Corridor, The Port of Virginia is poised to become the future U.S. East Coast hub.

Telecommunications: Virginia is one of the most connected states in the country with approximately 18.6 million access lines, over 6.2 million wireless telephone subscribers and more than 3.5 million high-speed lines. Telecommunications services are provided to the Commonwealth's communities by more than 60 local exchange carriers with the choice of a variety of long-distance plans. More than 97 percent of households in the Commonwealth have telephone service. The largest exchange carrier in Virginia is Verizon. There are a multitude of competitive providers with large scale national and international backbone networks in operation in the Commonwealth, including Level (3) Communications, AT&T, Verizon Business, Sprint, COX Business Services and many regional network providers.

Customers in the Commonwealth have access to a full range of high quality, technologically advanced communication services. Virtually all major cities and towns are linked by fiber optic lines crisscrossing the Commonwealth, which, in turn, are tied into recently constructed national fiber optic networks.

Nationally renowned as a model for rural economic development, the Mid-Atlantic Broadband Cooperative Regional Backbone Initiative (RBI) was completed in 2006 and is already expanding. Through this initiative, 700 route miles of new 144 strand advanced fiber optic cable have been installed in Southside Virginia that has connected 4 cities, 20 counties, 60 industrial parks and is providing opportunities for the region to connect directly with major Tier 1 peering and carrier collocation centers. The Mid-Atlantic Broadband Cooperative, backed by money from the U.S. Department of Commerce's Economic Development Administration and \$48 million from the Virginia Tobacco Indemnification and Community Revitalization Commission, will continually expand as other communities want to be included and as funds are available to fulfill the requests. Phase III is currently underway to connect Emporia to Wallops Island on the Eastern Shore.

Southwest Virginia will soon have the technological capabilities to be a key competitor in the high-tech economy. The Virginia Tobacco Indemnification and Community Revitalization Commission has funded more than \$53 million since 2003 toward projects to establish backbone and last mile infrastructure in the Lenowisco and Cumberland Plateau Planning Districts and part of the Mt. Rogers and New River Planning Districts. The network, also funded by the U.S. Department of Commerce's Economic Development Administration, connects to the fiber-optic network in Southside Virginia. The backbone projects are ongoing in the majority of the counties in Southwest Virginia and most of the remaining work will focus on the completion of the last mile infrastructure. The network provides open access, affordable, high-speed, redundant connectivity to "long haul" national (and global) networks, in order to help attract technology-based companies and help existing companies grow.

Research and Development: The Commonwealth is home to many internationally recognized research and development (R&D) facilities. Federally funded R&D facilities, coupled with the research from Virginia universities, provide Virginia businesses access to leading researchers and technologies. Virginia is home to more than 210 private sector R&D operations and 29 federal R&D facilities, including 15 Department of Defense research centers, the new Homeland Security Institute, NASA Langley Research Center, and Department of Energy's Thomas Jefferson National Accelerator Facility. Eight unique university research parks across the state offer private companies opportunities for co-location and cooperative relationships with Virginia universities, federal labs and other research consortia.

In 2009, the Ignite Institute, a nonprofit medical research institute established by Inova Health System was announced in Fairfax County. The Institute is the first entity built around the application of personalized medicine innovation in the community health setting. The Institute will fully integrate biomedical research, development, commercialization and clinical care.

The renowned private, non-profit Howard Hughes Medical Institute opened the Janelia Farm Research Campus in Loudoun County in 2006. The collaborative, interdisciplinary culture in this research community fosters scientific interaction so researchers can focus on creatively and intellectually probing fundamental biomedical questions.

Philip Morris completed a research and development center in the spring of 2007 at the Virginia Biotechnology Park in downtown Richmond. The Park features more than 1.2 million square feet of space in nine buildings, and employs more than 2,000 scientists, researchers, engineers and technicians in fields that include drug development, medical diagnostics, biomedical engineering, forensics and environmental analysis.

The NASA Langley Research Center and the National Institute of Aerospace Associates (NIAA) have joined forces to create the National Institute of Aerospace (NIA) for cutting-edge aerospace and atmospheric sciences research and graduate education. The NIA facility is housed on a new five building research and education campus in Hampton and operates through a consortium of research universities including Virginia Tech, University of Virginia, Old Dominion University, The College of William and Mary, Georgia Tech, University of Maryland and North Carolina State University.

SRI International, a world-class, nonprofit research institute based in Menlo Park, California, established in 2006 its new Center for Advanced Drug Research in the Shenandoah Valley. The Center is partnering with James Madison University and other Virginia universities to focus on advancing state-of-the-art drug research. SRI plans to add programs in areas such as homeland security, engineering, nanotechnology, energy, IT and education at this site.

Business Climate: Virginia is currently ranked #1 in three of the most comprehensive and impartial independent studies to date evaluating America's top states for business: Forbes.com, CNBC, and Pollina Corporate Real Estate.

According to the 2009 ranking of the "*Best States for Business*" by Forbes.com, Virginia has the best business climate in the country. This is the fourth consecutive year Virginia has achieved this ranking. The review examines multiple objective measurements, including business cost, regulatory climate, quality of the workforce, and economic growth.

Forbes.com is the official Internet site of the Forbes family of business publications. The Commonwealth took the lead in the quality of life ranking, took second place in the regulatory environment ranking, and ranked third in labor issues. Additionally, Virginia's growth prospects ranked 12th, economic climate ranked 18th, and business costs ranked 20th.

In 2009, Pollina Corporate Real Estate, a full-service brokerage and consulting firm representing corporations in real estate matters on a national and international basis designated Virginia as America's most business-friendly state in their annual independent study titled, *Pollina Corporate Top 10 Pro-Business States for 2009: Rebuilding Americans' Economic Power*. The study evaluates and ranks states based on 33 factors including taxes, human resources, right-to-work legislation, energy costs, infrastructure spending, workers compensation laws, economic incentive programs and state economic development efforts. Virginia did well in the Labor, Taxes, and Other Factors categories, and placed fourth overall. Strengths in college completion, low unemployment, right-to-work status, workers compensation rates, low corporate taxes, and low sales and gross receipts taxes, Virginia's corporate litigation environment, and low crime rates also attributed to this ranking. This leading label marks Virginia's third No. 1 ranking by Pollina. The Commonwealth ranked first in the Pollina study in 2003 and 2007, ranked second from 2004 to 2006 and dropped to third place in 2008.

Also in 2009, CNBC, a worldwide leader in business news, designated Virginia as its "Top State for Business." The network evaluated each state on 40 different measures of competitiveness in 10 categories: workforce, education, economy, business, quality of life, technology and innovation, cost of doing business, cost of living, transportation and infrastructure, and access to capital. According to CNBC, Virginia has the 7th best economy nationally in 2009, up from 17th in 2008. Virginia's reasonable sales, personal income and corporate tax rates were also noted as key contributors to Virginia's designation.

Local Government: As of June 30, 2009, local government was comprised of 95 counties, 39 incorporated cities and 36 incorporated towns. Cities and counties are units of general government that have traditionally provided all services not provided by the Commonwealth. The Commonwealth is unique in that cities and counties are independent and their land areas do not overlap. Cities and counties each levy and collect their own taxes and provide their own services. Towns, on the other hand, are units of local government are a part of the counties in which they are located. Towns levy and collect taxes for town purposes, but their residents are also subject to county taxes.

The largest expenditure by local governments in the Commonwealth is for public elementary and secondary education. Each county and city in the Commonwealth, with few exceptions, constitutes a separate school district. Counties, cities and towns typically also provide such services as police and fire protection, water and sewer services and recreational facilities.

According to figures prepared by the Auditor of Public Accounts of Virginia, the total outstanding debt of counties in the Commonwealth was approximately \$14.4 billion as of June 30, 2009; over 50 percent was borrowed for public school construction. The outstanding debt for cities at that date was computed by the Auditor of Public

Accounts to be approximately \$8.6 billion. The outstanding debt for towns, as of June 30, 2009, was calculated by the Auditor of Public Accounts to be approximately \$534.9 million.

Education: The Constitution of Virginia vests the supervision of public elementary and secondary schools in local school boards. The State Board of Education is, however, required to prescribe standards of quality and has prescribed minimum competency tests for high school graduation.

The costs of elementary and secondary education are apportioned between the Commonwealth and the localities in the manner prescribed by the General Assembly. In the fiscal year ended June 30, 2009, the Commonwealth paid \$6.1 billion of the approximately \$13.6 billion cost of operating local schools. Of the remainder, \$875.9 million was paid by the federal government and \$6.6 billion was paid from local sources.

In the 2009-10 academic year, approximately 401,352 students enrolled in the Commonwealth's 39 public colleges, community colleges and universities. Approximately 190,852 of these students attended 23 community colleges on 40 campuses within the Virginia Community College System. A total of 1,245,937 students attended public elementary and secondary schools. The following table illustrates enrollment levels for all educational levels for the last 10 academic years.

ENROLLMENT FOR PUBLIC AND PRIVATE INSTITUTIONS OF HIGHER EDUCATION AND PUBLIC PRIMARY AND SECONDARY SCHOOLS

Academic Year	Higher Education			Public
	Public	Private	Total	Primary and Secondary
2000-01	313,781	49,951	363,732	1,144,913
2001-02	326,759	49,900	376,659	1,163,094
2002-03	337,302	52,522	389,824	1,176,128
2003-04	342,151	53,557	395,708	1,190,742
2004-05	343,550	58,395	401,945	1,203,697
2005-06	349,377	65,951	415,328	1,213,767
2006-07	357,857	70,785	428,642	1,221,939
2007-08	370,598	79,073	449,671	1,232,436
2008-09	383,459	86,959	470,418	1,236,546
2009-10	401,352	100,514	501,866	1,245,937

Source: State Council for Higher Education in Virginia, Virginia Department of Education.

Natural Resources: Virginia's five physiographic provinces are underlaid by rocks of different ages, kinds, and character. Consequently, the state has a wide variety of mineral resources. Today, the value of mineral production in Virginia is nearly \$3.3 billion. In terms of value, the most important commodity is bituminous coal. Seven counties in the Appalachian Plateau region constitute the Southwest Virginia Coal Field. According to *Virginia Economic Indicators* published by the Virginia Employment Commission (Vol. 40, No. 4), the mining industry is expected to follow energy markets. It is predicted that utilities will use more coal when oil prices are up.

Forestry and the wood products industry in the Commonwealth generate more than \$23.4 billion in total industrial output annually and provide employment for more than 144,000 Virginians, according to a 2009 state of the forest fifth annual report.

Virginia's geographic location contributes to its seafood industry's success. Its ports are rarely, if ever, closed in the winter. Its catch is widely diversified, preventing dependence on any one species. Among the 50 commercially valuable seafood species harvested from some 620,000 acres of water are sea scallops, clams, blue crabs, summer flounder, striped bass, croaker and spot. The Virginia Institute of Marine Science has reported the annual economic impact of Virginia's seafood industry to be over \$500 million. Dockside value to watermen in 2008 was \$95 million. Virginia is the nation's fourth largest marine products producer with a total of 354.2 million pounds in 2008 and is the largest such producer on America's Atlantic coast.

Agriculture: The agricultural industry has an economic impact of \$55 billion annually and provides more than 357,000 jobs in the Commonwealth. Every job in agriculture and forestry supports 1.5 jobs elsewhere in the Virginia economy.

Production agriculture employs nearly 60,000 farmers and workers in Virginia and generates approximately \$2.9 billion in total output. Value-added industries, those that depend on farm commodities, employ an additional 76,000 workers and generate \$26 billion in total industrial output. Agriculture-related industries contribute an additional 221,000 jobs and nearly \$26 billion in total output.

Tourism: Another of Virginia's most important economic assets is the travel and tourism industry. Tourism's economic contribution to Virginia in 2008 reached \$19.2 billion. Approximately 210,600 Virginia jobs were directly supported by travel spending in 2008, including employment in such travel-related businesses as lodging establishments, restaurants, museums, amusement parks, retail stores and gasoline service stations. Tourism is also a significant source of government revenues and was responsible for \$1.3 billion in combined state and local tax revenues in 2008.

APPENDIX D

FORMS OF BOND COUNSEL OPINION

This page intentionally left blank.

PROPOSED FORM OF BOND COUNSEL OPINION – TAX EXEMPT BONDS

Set forth below is the proposed form of the opinion of Troutman Sanders LLP, Bond Counsel, with respect to 2010B Bonds issued as Tax-Exempt Bonds.

It is preliminary and subject to change prior to the delivery of the 2010B Bonds.

It shall not apply to 2010B Bonds issued as Taxable Build America Bonds.

October __, 2010

Virginia College Building Authority
Richmond, Virginia

The Bank of New York Mellon Trust Company,
National Association, as Trustee
Richmond, Virginia

**Virginia College Building Authority
\$_____ Educational Facilities Revenue Bonds
(21st Century College and Equipment Programs), Series 2010B-____
(Tax-Exempt)**

Ladies and Gentlemen:

We have served as Bond Counsel to the Virginia College Building Authority (the “Authority”) in connection with the issuance of its \$_____ Educational Facilities Revenue Bonds (21st Century College and Equipment Programs), Series 2010B-____ (Tax-Exempt) (the “Bonds”), on the date hereof.

The Bonds are issued under a Master Indenture of Trust dated as of December 1, 1996, as amended (the “Master Indenture”), between the Authority and The Bank of New York Mellon Trust Company, National Association, as successor trustee (the “Trustee”), as supplemented by a Twenty-Fourth Supplemental Indenture of Trust dated as of October 1, 2010 (the “Supplemental Indenture”), between the Authority and the Trustee. The proceeds of the Bonds will be used to finance certain projects of capital improvement at public institutions of higher education (the “Participating Institutions”) in the Commonwealth of Virginia (the “Commonwealth”) constituting the 21st Century College Program, as defined in the Master Indenture.

In connection with our opinion, we have examined the Virginia College Building Authority Act of 1966, Chapter 3.2, Title 23, Code of Virginia of 1950, as amended (the “Act”), the legislation authorizing 21st Century College Program projects, and copies of the proceedings and other papers relating to the issuance and sale of the Bonds by the Authority. We refer you to the Bonds for a description of the purposes for which the Bonds are issued, their terms, including payment and redemption provisions, and the security therefor.

As to questions of fact material to this opinion, we have relied upon representations of the Authority, the Participating Institutions and the Commonwealth, including, without limitation, representations as to the use of proceeds of the Bonds, and upon certifications of the Authority, the Participating Institutions, the Commonwealth and other public officials furnished to us. We have assumed that all signatures on documents, certificates and instruments examined by us are genuine, all documents, certificates and instruments submitted to us as originals are authentic, and all documents, certificates and instruments submitted to us as copies conform to the originals. In addition, we have assumed that all documents, certificates and instruments relating to the issuance of the Bonds have been duly authorized, executed and delivered by all parties other than the Authority, and we have further assumed the due organization, existence and powers of such other parties.

Based on the foregoing, we are of the opinion that, under existing law:

1. The Authority is a public body corporate and a political subdivision, agency and instrumentality of the Commonwealth duly created by the Act and vested with all of the rights and powers conferred by the Act.

2. The Authority has the requisite authority and power under the Act and the legislation authorizing 21st Century College Program projects to enter into the Master Indenture and the Supplemental Indenture, to issue and sell the Bonds, and to apply the proceeds from the issuance and sale of the Bonds as set forth in the Master Indenture and the Supplemental Indenture.

3. The Bonds have been duly authorized, executed and delivered in accordance with the Act, the legislation authorizing 21st Century College Program projects, the Master Indenture and the Supplemental Indenture and constitute valid and binding limited obligations of the Authority, enforceable against the Authority in accordance with their terms. The Bonds are payable solely from Revenues (as defined in the Master Indenture) and other property of the Authority specifically pledged for such purpose under the Master Indenture. The principal of, premium, if any, and interest on the Bonds will not be deemed to constitute a debt of the Commonwealth. Neither the faith and credit nor the taxing power of the Commonwealth or any of its political subdivisions is pledged, nor is the Commonwealth or any of its political subdivisions otherwise obligated, to pay the principal of, premium, if any, or interest on the Bonds.

4. The Master Indenture and the Supplemental Indenture have been duly authorized, executed and delivered by the Authority, constitute the valid and binding obligations of the Authority, assign and pledge the Revenues to the Trustee as security for the Bonds, and are enforceable against the Authority in accordance with their respective terms. The Supplemental Indenture is authorized or permitted by the Master Indenture and complies with the requirements and terms of the Master Indenture. The execution and delivery of the Supplemental Indenture will not cause interest on any bonds previously issued under the Master Indenture to become includable in the gross income of the holders thereof for federal income tax purposes; provided that this opinion is not meant to bring-down or otherwise update the bond counsel opinion as to tax-exemption delivered in connection with the issuance of any such bonds.

5. Interest on the Bonds is excludable from gross income for federal income tax purposes, is not an item of tax preference for purposes of the federal alternative minimum tax imposed on individuals and corporations and is not taken into account in determining adjusted current earnings for the purpose of computing the federal alternative minimum tax imposed on corporations. The opinion set forth in the preceding sentence is subject to the condition that the Authority and the Participating Institutions comply with all requirements of the Internal Revenue Code of 1986, as amended (the "Code"), that must be satisfied subsequent to the issuance of the Bonds for interest on the Bonds to continue to be excluded from gross income for federal income tax purposes. The Authority and the Participating Institutions have covenanted to comply with all such requirements. Failure to comply with certain of such requirements may cause interest on the Bonds to be included in gross income for federal income tax purposes retroactively to their date of issuance. We express no opinion regarding other federal tax consequences arising with respect to the Bonds.

6. In accordance with Section 23-30.33 of the Code of Virginia of 1950, as amended, the Bonds, income from the Bonds and any profit made on their sale, are exempt from income taxation by the Commonwealth and any of its political subdivisions.

It is to be understood that the rights of the owners of the Bonds and the enforceability of the Bonds, the Master Indenture and the Supplemental Indenture may be limited by bankruptcy, insolvency, reorganization, moratorium and similar laws affecting creditors' rights generally and by equitable principles, whether considered at law or in equity.

Our services as Bond Counsel to the Authority have been limited to rendering the foregoing opinion based on our review of such legal proceedings as we deem necessary to approve the validity of the Bonds and to determine the tax status of the interest on them. The foregoing opinion is in no respect an opinion as to the accuracy, adequacy or completeness of any information, including the Authority's Preliminary Official Statement dated _____, 2010, and its Official Statement dated _____, 2010, relating to the Bonds that may have been relied upon by anyone in making a decision to purchase Bonds.

This opinion is given as of the date hereof and we assume no obligation to update, revise or supplement this opinion to reflect any facts or circumstances that may hereafter come to our attention or any changes in law that may hereafter occur.

Very truly yours,

PROPOSED FORM OF BOND COUNSEL OPINION – TAXABLE BUILD AMERICA BONDS

Set forth below is the proposed form of the opinion of Troutman Sanders LLP, Bond Counsel, with respect to 2010B Bonds issued as Taxable Build America Bonds.

It is preliminary and subject to change prior to the delivery of the 2010B Bonds.

It shall not apply to 2010B Bonds issued as Tax-Exempt Bonds.

October __, 2010

Virginia College Building Authority
Richmond, Virginia

The Bank of New York Mellon Trust Company,
National Association, as Trustee
Richmond, Virginia

**Virginia College Building Authority
\$ _____ Educational Facilities Revenue Bonds
(21st Century College and Equipment Programs), Series 2010B-____
(Federally Taxable – Build America Bonds)**

Ladies and Gentlemen:

We have served as Bond Counsel to the Virginia College Building Authority (the “Authority”) in connection with the issuance of its \$ _____ Educational Facilities Revenue Bonds (21st Century College and Equipment Programs), Series 2010B-____ (Taxable Build America Bonds) (the “Bonds”), on the date hereof.

The Bonds are issued under a Master Indenture of Trust dated as of December 1, 1996, as amended (the “Master Indenture”), between the Authority and The Bank of New York Mellon Trust Company, National Association, as successor trustee (the “Trustee”), as supplemented by a Twenty-Fourth Supplemental Indenture of Trust dated as of October 1, 2010 (the “Supplemental Indenture”), between the Authority and the Trustee. The proceeds of the Bonds will be used to finance certain projects of capital improvement at public institutions of higher education (the “Participating Institutions”) in the Commonwealth of Virginia (the “Commonwealth”) constituting the 21st Century College Program, as defined in the Master Indenture.

In connection with our opinion, we have examined the Virginia College Building Authority Act of 1966, Chapter 3.2, Title 23, Code of Virginia of 1950, as amended (the “Act”), the legislation authorizing 21st Century College Program projects, and copies of the proceedings and other papers relating to the issuance and sale of the Bonds by the Authority. We refer you to the Bonds for a description of the purposes for which the Bonds are issued, their terms, including payment and redemption provisions, and the security therefor.

As to questions of fact material to this opinion, we have relied upon representations of the Authority, the Participating Institutions and the Commonwealth, including, without limitation, representations as to the use of proceeds of the Bonds, and upon certifications of the Authority, the Participating Institutions, the Commonwealth and other public officials furnished to us. We have assumed that all signatures on documents, certificates and instruments examined by us are genuine, all documents, certificates and instruments submitted to us as originals are authentic, and all documents, certificates and instruments submitted to us as copies conform to the originals. In addition, we have assumed that all documents, certificates and instruments relating to the issuance of the Bonds have been duly authorized, executed and delivered by all parties other than the Authority, and we have further assumed the due organization, existence and powers of such other parties.

Based on the foregoing, we are of the opinion that, under existing law:

1. The Authority is a public body corporate and a political subdivision, agency and instrumentality of the Commonwealth duly created by the Act and vested with all of the rights and powers conferred by the Act.

2. The Authority has the requisite authority and power under the Act and the legislation authorizing 21st Century College Program projects to enter into the Master Indenture and the Supplemental Indenture, to issue and sell the Bonds, and to apply the proceeds from the issuance and sale of the Bonds as set forth in the Master Indenture and the Supplemental Indenture.

3. The Bonds have been duly authorized, executed and delivered in accordance with the Act, the legislation authorizing 21st Century College Program projects, the Master Indenture and the Supplemental Indenture and constitute valid and binding limited obligations of the Authority, enforceable against the Authority in accordance with their terms. The Bonds are payable solely from Revenues (as defined in the Master Indenture) and other property of the Authority specifically pledged for such purpose under the Master Indenture. The principal of, premium, if any, and interest on the Bonds will not be deemed to constitute a debt of the Commonwealth. Neither the faith and credit nor the taxing power of the Commonwealth or any of its political subdivisions is pledged, nor is the Commonwealth or any of its political subdivisions otherwise obligated, to pay the principal of, premium, if any, or interest on the Bonds.

4. The Master Indenture and the Supplemental Indenture have been duly authorized, executed and delivered by the Authority, constitute the valid and binding obligations of the Authority, assign and pledge the Revenues to the Trustee as security for the Bonds, and are enforceable against the Authority in accordance with their respective terms. The Supplemental Indenture is authorized or permitted by the Master Indenture and complies with the requirements and terms of the Master Indenture. The execution and delivery of the Supplemental Indenture will not cause interest on any bonds previously issued under the Master Indenture to become includable in the gross income of the holders thereof for federal income tax purposes; provided that this opinion is not meant to bring-down or otherwise update the bond counsel opinion as to tax-exemption delivered in connection with the issuance of any such bonds.

5. Interest on the Bonds is includable in gross income for federal income tax purposes. We express no opinion regarding other federal tax consequences arising with respect to the Bonds.

6. In accordance with Section 23-30.33 of the Code of Virginia of 1950, as amended, the Bonds, income from the Bonds and any profit made on their sale, are exempt from income taxation by the Commonwealth and any of its political subdivisions.

It is to be understood that the rights of the owners of the Bonds and the enforceability of the Bonds, the Master Indenture and the Supplemental Indenture may be limited by bankruptcy, insolvency, reorganization, moratorium and similar laws affecting creditors' rights generally and by equitable principles, whether considered at law or in equity.

Our services as Bond Counsel to the Authority have been limited to rendering the foregoing opinion based on our review of such legal proceedings as we deem necessary to approve the validity of the Bonds and to determine the tax status of the interest on them. The foregoing opinion is in no respect an opinion as to the accuracy, adequacy or completeness of any information, including the Authority's Preliminary Official Statement dated _____, 2010, and its Official Statement dated _____, 2010, relating to the Bonds that may have been relied upon by anyone in making a decision to purchase Bonds.

Virginia College Building Authority
The Bank of New York Mellon Trust Company, National Association, as Trustee
October __, 2010
Page 6

This opinion is given as of the date hereof and we assume no obligation to update, revise or supplement this opinion to reflect any facts or circumstances that may hereafter come to our attention or any changes in law that may hereafter occur.

Very truly yours,

FORMS OF CONTINUING DISCLOSURE AGREEMENTS

Table of Contents

	<u>Page</u>
Form of Continuing Disclosure Agreement - Virginia College Building Authority	E-1
Form of Continuing Disclosure Agreement - Commonwealth of Virginia	E-7

This page intentionally left blank.

CONTINUING DISCLOSURE AGREEMENT

This Continuing Disclosure Agreement dated as of October 1, 2010 (the “Disclosure Agreement”) is executed and delivered by the Virginia College Building Authority (the “Authority”) of the Commonwealth of Virginia (the “Commonwealth”) in connection with the issuance by the Authority of its \$_____ Educational Facilities Revenue Bonds (21st Century College and Equipment Programs) Series 2010B (the “2010B Bonds”). The 2010B Bonds are being issued pursuant to the provisions of the Master Indenture of Trust, dated as of December 1, 1996 (the “Original Master Indenture”), between the Authority and The Bank of New York Mellon Trust Company, National Association, as successor trustee (the “Trustee”), as amended and supplemented from time to time, including as supplemented by the Twenty-Fourth Supplemental Indenture of Trust, dated as of October 1, 2010 (the “Twenty-Fourth Supplemental Indenture,” and the Original Master Indenture as so amended and supplemented from time to time, the “Indenture”), between the Authority and the Trustee. The proceeds of the 2010B Bonds are being used by the Authority to finance the costs of capital projects at public institutions of higher education in the Commonwealth. The Authority represents that it is in compliance with its undertakings regarding the Rule (as defined below). The Authority hereby covenants and agrees as follows:

Section 1. Purpose of the Disclosure Agreement. This Disclosure Agreement is being executed and delivered by the Authority for the benefit of the holders and in order to assist the Participating Underwriters (as defined below) in complying with the Rule. The Authority acknowledges that it is undertaking primary responsibility for any reports, notices or disclosures that may be required under this Disclosure Agreement.

Section 2. Definitions. In addition to the definitions used for purposes of the Indenture which apply to any capitalized term used in this Disclosure Agreement unless otherwise defined in this Section, the following capitalized terms shall have the following meanings:

“**Annual Report**” shall mean any Annual Report provided by the Authority pursuant to, and as described in, Sections 3 and 4 of this Disclosure Agreement.

“**Dissemination Agent**” shall mean the Authority, acting in its capacity as Dissemination Agent hereunder, or any successor Dissemination Agent designated in writing by the Authority and which has filed with the Authority a written acceptance of such designation.

“**EMMA**” shall mean the Electronic Municipal Market Access system and described in 1934 Act Release No. 59062 and maintained by the Municipal Securities Rulemaking Board for purposes of the Rule.

“**Fiscal Year**” shall mean the twelve-month period, at the end of which the financial position of the Authority and results of its operations for such period are determined. Currently, the Authority’s Fiscal Year begins July 1 and continues through June 30 of the next year.

“**holder**” shall mean, for purposes of this Disclosure Agreement, any person who is a record owner or beneficial owner of a 2010B Bond.

“**Rule**” shall mean Rule 15c2-12 adopted by the Securities and Exchange Commission under the Securities Exchange Act of 1934, as the same may be amended from time to time.

“**Participating Underwriters**” shall mean any of the original underwriters of the 2010B Bonds required to comply with the Rule in connection with the offering of the 2010B Bonds.

Section 3. Provision of Annual Reports: Audited Financial Statements.

(a) Not later than 10 months following the end of each Fiscal Year of the Authority, commencing with the Fiscal Year ending June 30, 2010, subject to Section 13 of this Disclosure Agreement, the Authority shall, or shall cause the Dissemination Agent (if different from the Authority) to, provide to the Municipal Securities Rulemaking Board via EMMA an Annual Report which is consistent with the requirements of Section 4 of this Disclosure Agreement. Not later than 10 days prior to said date, the Authority shall provide the Annual Report to the Dissemination Agent (if applicable). In each case, the Annual Report (i) may be submitted as a single document or as separate documents comprising a package, (ii) may cross-reference other information as provided in Section 4 of this Disclosure Agreement, and (iii) shall include such financial statements as may be required by the Rule.

(b) The annual financial statements of the Authority shall be prepared on the basis of generally accepted accounting principles and will be audited by either the Auditor of Public Accounts or a firm of independent certified public accountants. Copies of the audited annual financial statements, which may be filed separately from the Annual Report, will be filed with the Municipal Securities Rulemaking Board via EMMA when they become publicly available.

(c) If the Authority fails to provide an Annual Report by the date required in subsection (a) hereof, or to file its audited annual financial statements when available as described in (b), the Authority shall send an appropriate notice to the Municipal Securities Rulemaking Board via EMMA in substantially the form attached hereto as Exhibit A or in such form as may be provided by the MSRB as the applicable form for filing such notice via EMMA.

Section 4. Content of Annual Reports. Each Annual Report required to be filed hereunder shall contain or incorporate by reference, at a minimum, the following information, all with a view toward assisting the Participating Underwriters in complying with the Rule:

(a) a summary of information regarding appropriations made by the General Assembly for payments under the Payment Agreement with respect to the 2010B Projects, and

(b) updated information regarding the balance of the payments due under the Payment Agreement as of the end of the preceding Fiscal Year.

Any or all of the items listed above may be incorporated by reference from other documents, including official statements of debt issues of the Authority, which have been filed with each of the Municipal Securities Rulemaking Board or the Securities and Exchange Commission. If the document incorporated by reference is a final official statement, it must be available from the Municipal Securities Rulemaking Board. The Authority shall clearly identify each such other document so incorporated by reference.

Section 5. Event Notices. Subject to Section 13 of this Disclosure Agreement, the Authority will provide, or cause the Dissemination Agent (if different from the Authority) to provide, in a timely manner, to the Municipal Securities Rulemaking Board via EMMA, notice of the occurrence of any of the following events (listed in subsection (b)(5)(i)(c) of the Rule) with respect to the 2010B Bonds to which the Authority has actual knowledge, if material:

- (1) Principal and interest payment delinquencies;
- (2) Non-payment related defaults;
- (3) Unscheduled draws on debt service reserves reflecting financial difficulties;
- (4) Unscheduled draws on credit enhancements reflecting financial difficulties;
- (5) Substitution of credit or liquidity providers, or their failure to perform;
- (6) Adverse tax opinions or events affecting the tax-exempt status of the 2010B Bonds;
- (7) Modifications to rights of holders of the 2010B Bonds;

- (8) 2010B Bond calls;
- (9) Defeasances;
- (10) Release, substitution, or sale of property securing repayment of the 2010B Bonds; and
- (11) Rating changes.

The Authority does not undertake to provide the above-described notice in the event of a mandatory, scheduled redemption, not otherwise contingent upon the occurrence of an event, if (i) the terms, dates and amounts of redemption are set forth in detail in the official statement for the 2010B Bonds, (ii) the only open issue is when 2010B Bonds will be redeemed in the case of a partial redemption, (iii) notice of redemption is given to the bondholders under the terms of the Indenture, and (iv) public notice of the redemption is given pursuant to 1934 Act Release No. 23856 of the Securities and Exchange Commission, even if the originally scheduled amounts may be reduced by prior optional redemption or 2010B Bond purchases.

Section 6. Termination of Reporting Obligation. The obligations of the Authority under this Disclosure Agreement shall terminate upon the earlier to occur of the legal defeasance or final retirement of the 2010B Bonds.

Section 7. Dissemination Agent. The Authority may, from time to time, appoint or engage a Dissemination Agent to assist it in carrying out its obligations under this Disclosure Agreement and may discharge any such Agent, with or without appointing a successor Dissemination Agent. If at any time there is not any other designated Dissemination Agent, the Authority shall be the Dissemination Agent.

Section 8. Amendment. Notwithstanding any other provision of this Disclosure Agreement, the Authority may amend this Disclosure Agreement, if such amendment is supported by an opinion of independent counsel with expertise in federal securities laws to the effect that such amendment is permitted or required by the Rule.

Section 9. Additional Information. Nothing in this Disclosure Agreement shall be deemed to prevent the Authority from disseminating any other information, using the means of dissemination set forth in this Disclosure Agreement or any other means of communication, or including any other information in any Annual Report or notice described in Section 5 above, in addition to that which is required by this Disclosure Agreement. If the Authority chooses to include any information in any Annual Report or notice described in Section 5 above, in addition to that which is specifically required by this Disclosure Agreement, the Authority shall have no obligation under this Disclosure Agreement to update such information or include it in any future Annual Report or notice.

Section 10. Default. Any person referred to in Section 11 (other than the Authority) may take such action as may be permitted by law against the appropriate public official to secure compliance with the obligation of the Authority to file its Annual Report or to give notice as described in Section 5 hereinabove. In addition, the holders of not less than a majority in aggregate principal amount of 2010B Bonds outstanding may take such actions as may be permitted by law to challenge the adequacy of any information provided pursuant to this Disclosure Agreement, or to enforce any other obligation of the Authority hereunder. A default under this Disclosure Agreement shall not be deemed an event of default under the Indenture or the 2010B Bonds, and the sole remedy under this Disclosure Agreement in the event of any failure of the Authority to comply herewith shall be an action to compel performance. Nothing in this provision shall be deemed to restrict the rights or remedies of any holder pursuant to the Securities Exchange Act of 1934, the rules and regulations promulgated thereunder, or other applicable laws.

Section 11. Beneficiaries. This Disclosure Agreement shall inure solely to the benefit of the Authority, the Participating Underwriters, and holders from time to time of the 2010B Bonds, and shall create no rights in any other person or entity.

Section 12. Obligated Person. The Authority has determined that the Commonwealth is an “obligated person”, within the meaning of the Rule, that is or may be material to the 2010B Bonds. The Commonwealth has concurred in such determination and has covenanted and agreed to provide its Annual Reports, annual financial statements and notice of any Listed Events, if material, as required by the Rule.

Section 13. EMMA. All filings made pursuant to the Rule under this Disclosure Agreement shall be made solely by transmitting such filings to the Municipal Securities Rulemaking Board via EMMA, as described in 1934 Act Release No. 59062. Should the Securities and Exchange Commission approve any additional or subsequent internet-based electronic filing system for satisfying the continuing disclosure filing requirements of the Rule, any filings required under this Disclosure Agreement may be made by transmitting such filing to such system, as described in the applicable Securities and Exchange Commission regulation or release approving such filing system.

(Remainder of Page Left Intentionally Blank)

IN WITNESS WHEREOF, the Authority has caused this Continuing Disclosure Agreement to be executed in its corporate name by its duly authorized officer, all as of the date first written above.

VIRGINIA COLLEGE BUILDING AUTHORITY

By: _____
Chairman

Attachments:

Exhibit A - Notice of Failure to File Annual Report [Audited Annual Financial Statements]

**NOTICE OF FAILURE TO FILE ANNUAL REPORT
[AUDITED ANNUAL FINANCIAL STATEMENTS]**

Virginia College Building Authority
Educational Facilities Revenue Bonds
(21st Century College and Equipment Programs), Series 2010B
CUSIP NOS. 927781 ____ to ____

Dated Date: _____, 2010

Issue Date: _____, 2010

NOTICE IS HEREBY GIVEN that the Virginia College Building Authority (the “Authority”) has not provided an Annual Report [Audited Annual Financial Statements] for the fiscal year ended _____ as required by the Continuing Disclosure Agreement dated as of _____, 2010 (the “Disclosure Agreement”) as executed and delivered by the Authority.

The Authority anticipates that the Annual Report [Audited Annual Financial Statements] will be filed by _____.

Dated: _____, 20__.

VIRGINIA COLLEGE BUILDING AUTHORITY

By: _____
Name:
Title:

CONTINUING DISCLOSURE AGREEMENT

This Continuing Disclosure Agreement, dated as of October 1, 2010 (this "Disclosure Agreement"), is executed and delivered by the **Commonwealth of Virginia** (the "Commonwealth") in connection with the issuance by the Virginia College Building Authority (the "Authority") of its \$_____ Educational Facilities Revenue Bonds (21st Century College and Equipment Programs) Series 2010B Bonds (the "2010B Bonds"). The 2010B Bonds are being issued pursuant to the provisions of the Master Indenture of Trust, dated as of December 1, 1996 (the "Original Master Indenture"), between the Authority and The Bank of New York Mellon Trust Company, National Association, as successor trustee (the "Trustee"), as amended and supplemented from time to time, including as supplemented by the Twenty-Fourth Supplemental Indenture of Trust, dated as of October 1, 2010 (the "Twenty-Fourth Supplemental Indenture," and the Original Master Indenture as so amended and supplemented from time to time, the "Indenture"), between the Authority and the Trustee. The proceeds of the 2010B Bonds are being used by the Authority to finance the costs of certain capital projects at public institutions of higher education in the Commonwealth of Virginia (21st Century College and Equipment Programs). The Authority has advised the Commonwealth that it has determined that the Commonwealth constitutes an "obligated person" within the meaning of the Rule in respect of the 2010B Bonds and the Commonwealth concurs in such determination. The Commonwealth represents that it is in compliance with its undertakings regarding the Rule. The Commonwealth hereby covenants and agrees as follows:

SECTION 1. Purpose of the Disclosure Agreement. This Disclosure Agreement is being executed and delivered by the Commonwealth for the benefit of the holders and in order to assist the Participating Underwriters (as defined below) in complying with the Rule. The Commonwealth acknowledges that it is undertaking primary responsibility for any reports, notices or disclosures that may be required under this Disclosure Agreement.

SECTION 2. Definitions. In addition to the definitions set forth in the Supplemental Indentures, which apply to any capitalized term used in this Disclosure Agreement unless otherwise defined in this Section, the following capitalized terms shall have the following meanings:

"Annual Report" shall mean any Annual Report provided by the Commonwealth pursuant to, and as described in, Sections 3 and 4 of this Disclosure Agreement.

"Dissemination Agent" shall mean the Commonwealth, acting in its capacity as Dissemination Agent hereunder, or any successor Dissemination Agent designated in writing by the Commonwealth and which has filed with the Commonwealth a written acceptance of such designation.

"EMMA" shall mean the Electronic Municipal Market Access System, described in Securities Exchange Act of 1934 Release No. 59062 and maintained by the Municipal Securities Rulemaking Board for purposes of the Rule.

"Fiscal Year" shall mean the twelve-month period, at the end of which the financial position of the Commonwealth and results of its operations for such period are determined. Currently, the Commonwealth's Fiscal Year begins July 1 and continues through June 30 of the next year.

"holder" shall mean, for purposes of this Disclosure Agreement, any person who is a record owner or beneficial owner of a 2010B Bond.

"Listed Events" shall mean any of the events listed in subsection (b)(5)(i)(C) of the Rule which are as follows:

- (1) principal and interest payment delinquencies
- (2) non-payment related defaults
- (3) unscheduled draws on debt service reserves reflecting financial difficulties
- (4) unscheduled draws on credit enhancements reflecting financial difficulties
- (5) substitution of credit or liquidity providers, or their failure to perform
- (6) adverse tax opinions or events affecting the tax-exempt status of the 2010B Bonds
- (7) modifications to rights of holders of the 2010B Bonds
- (8) 2010 Bond calls
- (9) defeasances
- (10) release, substitution, or sale of property securing repayment of the 2010B Bonds
- (11) rating changes

"Participating Underwriter" shall mean any of the original underwriters of the 2010B Bonds required to comply with the Rule in connection with the offering of such 2010B Bonds.

"Rule" shall mean Rule 15c2-12 adopted by the Securities and Exchange Commission under the Securities Exchange Act of 1934, as the same may be amended from time to time.

SECTION 3. Provision of Annual Reports; Audited Financial Statements.

(a) Not later than seven months following the end of each Fiscal Year of the Commonwealth, commencing with the Fiscal Year ending June 30, 2010, the Commonwealth shall, or shall cause the Dissemination Agent (if different from the Commonwealth) to, provide to the Municipal Securities Rulemaking Board via EMMA an Annual Report which is consistent with the requirements of Section 4 of this Disclosure Agreement. Not later than 10 days prior to said date, the Commonwealth shall provide the Annual Report to the Dissemination Agent (if applicable). In each case, the Annual Report (i) may be submitted as a single document or as separate documents comprising a package, (ii) may cross-reference other information as provided in Section 4 of this Disclosure Agreement, and (iii) shall include such financial statements as may be required by the Rule.

(b) The annual financial statements of the Commonwealth shall be prepared on the basis of generally accepted accounting principles and will be audited. Copies of the audited annual financial statements, which may be filed separately from the Annual Report, will be filed with the Municipal Securities Rulemaking Board via EMMA when they become publicly available.

(c) If the Commonwealth fails to provide an Annual Report by the date required in subsection (a) hereof, or to file its audited annual financial statements with the Municipal Securities Rulemaking Board via EMMA when they become publicly available, the Commonwealth shall send

an appropriate notice to the Municipal Securities Rulemaking Board via EMMA in substantially the form attached hereto as Exhibit A, or in such form as may be provided by the MSRB as the applicable form for filing such notice via EMMA.

SECTION 4. Content of Annual Reports. Each Annual Report required to be filed hereunder shall include, at a minimum, the information referred to in Exhibit B as it relates to the Commonwealth, all with a view toward assisting Participating Underwriters in complying with the Rule. Any or all of such information may be incorporated by reference from other documents, including official statements containing information with respect to the Commonwealth, which have been filed with the Municipal Securities Rulemaking Board, or the Securities and Exchange Commission. If the document incorporated by reference is a final official statement, it must be available from the Municipal Securities Rulemaking Board. The Commonwealth shall clearly identify each such other document so incorporated by reference.

SECTION 5. Notice of Rating Changes. The Commonwealth will provide in a timely manner to the Authority notice of any changes in the ratings of the Commonwealth's general obligation bonds by the rating agencies requested by the Commonwealth to rate such bonds.

SECTION 6. Reporting of Listed Events. The Commonwealth will provide in a timely manner to the Municipal Securities Rulemaking Board via EMMA, notice of any of the Listed Events with respect to the 2010B Bonds, if material. The Commonwealth does not undertake to provide the above-described notice in the event of a mandatory, scheduled redemption, not otherwise contingent upon the occurrence of an event, if (i) the terms, dates and amounts of redemption are set forth in detail in the Official Statement, (ii) the only open issue is which 2010B Bonds will be redeemed in the case of a partial redemption, (iii) notice of redemption is given to the Bondholders as required under the terms of the Supplemental Indentures, and (iv) public notice of the redemption is given pursuant to 1934 Exchange Act Release No. 23856 of the SEC, dated December 3, 1986, even if the originally scheduled amounts may be reduced by prior optional redemptions or 2010B Bond purchases.

SECTION 7. Termination of Reporting Obligation. The obligations of the Commonwealth under this Disclosure Agreement shall terminate upon the earlier to occur of the legal defeasance or final retirement of the 2010B Bonds, and the Authority shall notify the Commonwealth promptly upon the occurrence of either such event.

SECTION 8. Dissemination Agent. The Commonwealth may, from time to time, appoint or engage a Dissemination Agent to assist it in carrying out its obligations under this Disclosure Agreement and may discharge any such Agent, with or without appointing a successor Dissemination Agent. If at any time there is not any other designated Dissemination Agent, the Commonwealth shall be the Dissemination Agent.

SECTION 9. Amendment. Notwithstanding any other provision of this Disclosure Agreement, the Commonwealth may amend this Disclosure Agreement, if such amendment is supported by an opinion of independent counsel with expertise in federal securities laws to the effect that such amendment is permitted or required by the Rule.

SECTION 10. Additional Information. Nothing in this Disclosure Agreement shall be deemed to prevent the Commonwealth from disseminating any other information, using the means of dissemination set forth in this Disclosure Agreement or any other means of communication, or including any other information in any Annual Report or notice described in Section 6 above, in addition to that which is required by this Disclosure Agreement. If the Commonwealth chooses to

include any information in any Annual Report or notice described in Section 6 above, in addition to that which is specifically required by this Disclosure Agreement, the Commonwealth shall have no obligation under this Disclosure Agreement to update such information or include it in any future Annual Report or notice.

SECTION 11. Default. Any person referred to in Section 13 (other than the Commonwealth) may take such action as may be permitted by law against the appropriate public official to secure compliance with the obligation of the Commonwealth to file its Annual Report or to give notice as described in Section 6 hereinabove. In addition, holders of not less than a majority in aggregate principal amount of 2010B Bonds outstanding may take such actions as may be permitted by law to challenge the adequacy of any information provided pursuant to this Disclosure Agreement, or to enforce any other obligation of the Commonwealth hereunder. A default under this Disclosure Agreement shall not be deemed an event of default under any applicable resolution or other debt authorization of the Commonwealth, and the sole remedy under this Disclosure Agreement in the event of any failure of the Commonwealth to comply herewith shall be an action to compel performance. Nothing in this provision shall be deemed to restrict the rights or remedies of any holder pursuant to the Securities Exchange Act of 1934, the rules and regulations promulgated thereunder, or other applicable laws.

SECTION 12. Compliance with Prior Undertakings. The Commonwealth represents that, as of the date of this Disclosure Agreement, it is in compliance with its undertakings regarding the Rule.

SECTION 13. Beneficiaries. This Disclosure Agreement shall inure solely to the benefit of the Commonwealth, the Authority, the Participating Underwriters, and holders from time to time of the 2009 Bonds, and shall create no rights in any other person or entity.

SECTION 14. EMMA. All filings made pursuant to the Rule under this Disclosure Agreement shall be made solely by transmitting such filings to the Municipal Securities Rulemaking Board via EMMA, as described in Securities Exchange Act of 1934 Release No. 59062. Should the Securities and Exchange Commission approve any additional or subsequent internet-based electronic filing system for satisfying the continuing disclosure filing requirements of the Rule, any filings required under this Disclosure Agreement may be made by transmitting such filing to such system, as described in the applicable Securities and Exchange Commission regulation or release approving such filing system.

Date: _____

COMMONWEALTH OF VIRGINIA

By: _____
State Treasurer

AGREED TO & ACKNOWLEDGED:

VIRGINIA COLLEGE BUILDING AUTHORITY

By: _____
Chairman

Attachments:

Exhibit A - Notice of Failure to File Annual Report [Audited Annual Financial Statements]

Exhibit B - Content of Annual Report

EXHIBIT A

**NOTICE OF FAILURE TO FILE ANNUAL REPORT
[AUDITED ANNUAL FINANCIAL STATEMENT]**

COMMONWEALTH OF VIRGINIA

Virginia College Building Authority
Educational Facilities Revenue Bonds
(21st Century College and Equipment Programs), Series 2010B

CUSIP Numbers: 927781 _____ to _____

Dated Date: _____, 2010

Issue Date: _____, 2010

NOTICE IS HEREBY GIVEN that the Commonwealth of Virginia has not provided an Annual Report [Audited Annual Financial Statements] as required by Section 3 of the Continuing Disclosure Agreement, which was entered into in connection with the above-named bonds issued pursuant to those certain supplemental indentures approved on September 13, 2010, by the Board Members of the Virginia College Building Authority. The Commonwealth anticipates that the Annual Report [Audited Annual Financial Statements] will be filed by _____.

Dated: _____

COMMONWEALTH OF VIRGINIA

By: _____
State Treasurer

EXHIBIT B

CONTENT OF ANNUAL REPORT

General Fund. Information concerning revenues, sources of revenues, expenditures, categories of expenditures and balances of the General Fund of the Commonwealth for the preceding fiscal year.

Appropriation Act. A summary of the material budgetary aspects of the Appropriation Act for the current biennium.

Debt. Updated information respecting tax-supported and other outstanding debt of the Commonwealth including a historical summary of outstanding tax-supported debt; a summary of authorized but unissued tax-supported debt and a summary of annual debt service on outstanding tax-supported debt.

Retirement Plans. Updated information (to the extent not shown in the latest audited annual financial statements) respecting pension and retirement plans administered by the Commonwealth including a summary of membership, revenues, expenses and actuarial valuation(s) of such plans.

Litigation. A summary of material litigation pending against the Commonwealth.

Demographic Information. Updated demographic information respecting the Commonwealth such as its population and tax base.

Economic Information. Updated economic information respecting the Commonwealth such as income, employment, industry and infrastructure data.

In general, the foregoing will include information as of the end of the most recent fiscal year or as of the most recent practicable date. Where information for the fiscal year just ended is provided, it may be preliminary and unaudited. Where information has historically been provided for more than a single period, comparable information will in general be provided for the same number of periods where valid and available. Where comparative demographic or economic information for the Commonwealth and the United States as a whole is contemporaneously available and, in the judgment of the Commonwealth, informative, such information may be included. Where, in the judgment of the Commonwealth, an accompanying narrative is required to make data presented not misleading, such narrative will be provided.

This page intentionally left blank.

APPENDIX F

NOTICE OF SALE

This page intentionally left blank.

NOTICE OF SALE

\$337,495,000*

VIRGINIA COLLEGE BUILDING AUTHORITY Educational Facilities Revenue Bonds (21ST Century College and Equipment Programs) Series 2010B

Electronic Bid, via the *BiDCOMP/PARITY*[®] Competitive Bidding System (*BiDCOMP/PARITY*[®]) only, for the purchase of all, and not less than all, of the \$337,495,000* Virginia College Building Authority Educational Facilities Revenue Bonds (21st Century College and Equipment Programs), Series 2010B (the “2010B Bonds”), will be received until 11:00 a.m., RICHMOND, VIRGINIA TIME, on October 5, 2010 (unless postponed or changed as described herein), by or on behalf of the Virginia College Building Authority (the “Authority”). Bidders will designate, through the submission of their bid, all of the 2010B Bonds as either tax-exempt bonds (the “Tax-Exempt Bonds”), as federally taxable Build America Bonds (the “Taxable BABs”) or a combination thereof, as further described herein.

Tax-Exempt Bonds. Interest on Tax-Exempt Bonds is (i) excludable from gross income for federal income tax purposes under Section 103 of the Internal Revenue Code of 1986, as amended (the “Code”), (ii) not treated as a preference item in calculating the alternative minimum tax imposed under the Code on individuals and corporations and (iii) not included in adjusted current earnings of certain corporations for purposes of computing the alternative minimum tax imposed thereon.

Taxable BABs. Interest on Taxable BABs is included in gross income for federal income tax purposes. The Taxable BABs will be qualified as Build America Bonds, and the Authority will elect to receive from the United States Treasury on each interest payment date a direct payment in the amount of 35% of the interest payable by the Authority. Thus, the tax subsidy will be provided through a direct payment to the Authority and not to the holders of the Taxable BABs. In addition, the direct payments will not be pledged as security for the 2010B Bonds.

Preliminary Official Statement

The Authority has authorized the preparation and distribution of a Preliminary Official Statement dated September __, 2010 (the “Preliminary Official Statement”) containing information relating to the 2010B Bonds. This Notice of Sale and Preliminary Official Statement referred to above are available on the internet at www.iDealProspectus.com. This Preliminary Official Statement in its entirety is available in physical form and may be obtained by contacting First Southwest Company at (212) 642-4350.

THE BONDS

Authorization and Security

The 2010B Bonds will be issued pursuant to a Master Indenture of Trust, as amended (the “Master Indenture”), dated as of December 1, 1996, as supplemented by a Twenty-Fourth Supplemental Indenture of Trust (the “Twenty-Fourth Supplemental Indenture”), dated as of October 1, 2010, between the Authority and The Bank of New York Mellon Trust Company, N.A., as trustee (the “Trustee”). The Master Indenture, the Twenty-Fourth Supplemental Indenture and any previous or further supplements are referred to collectively as the “Indenture.” The bonds currently outstanding under the Indenture are referred to collectively as the “Prior Bonds.” The 2010B Bonds, the Prior Bonds, and all other parity or additional bonds hereafter issued from time to time under and secured equally and ratably by the Indenture (the “Additional Bonds”) are referred to collectively as the “Bonds.”

* Preliminary, subject to change

THE 2010B BONDS WILL BE LIMITED OBLIGATIONS OF THE AUTHORITY PAYABLE SOLELY FROM THE REVENUES, RECEIPTS AND FUNDS PLEDGED OR AVAILABLE FOR THE PAYMENT THEREOF AND ARE NOT A DEBT, OR A PLEDGE OF THE FAITH AND CREDIT, OF THE COMMONWEALTH. NEITHER THE FAITH AND CREDIT NOR THE TAXING POWER OF THE COMMONWEALTH OR OF ANY POLITICAL SUBDIVISION THEREOF IS PLEDGED TO THE PAYMENT OF THE PRINCIPAL OF, PREMIUM, IF ANY, OR INTEREST ON THE BONDS.

THE GENERAL ASSEMBLY IS NOT REQUIRED, AND IS UNDER NO LEGAL OBLIGATION, TO MAKE AN APPROPRIATION FOR ANY AMOUNTS DUE UNDER THE PAYMENT AGREEMENT.

The 2010B Bonds will be dated the date of their original issuance and delivery (the “Dated Date”). Interest on the 2010B Bonds from the Dated Date will be calculated on a 30/360 day basis and will be payable semiannually on February 1 and August 1, commencing August 1, 2011. The 2010B Bonds will be issued only as fully registered bonds in book entry form, payable to a nominee of The Depository Trust Company, New York, New York (“DTC”), as securities depository for the 2010B Bonds. Reference is made to the Preliminary Official Statement for the applicable provisions relating to the transfer of beneficial ownership, manner of redemption, the responsibilities of DTC participants and the right of the Authority to discontinue the book entry only system.

Maturity Schedule

Principal of the 2010B Bonds will be paid through serial maturities on the following dates and in the following amounts:

<u>February 1</u>	<u>Preliminary Annual Principal Amounts*</u>
2012	\$10,520,000
2013	14,065,000
2014	14,770,000
2015	15,505,000
2016	15,715,000
2017	15,960,000
2018	16,255,000
2019	16,600,000
2020	16,975,000
2021	17,365,000
2022	17,795,000
2023	18,255,000
2024	18,755,000
2025	19,285,000
2026	19,850,000
2027	20,840,000
2028	21,885,000
2029	22,975,000
2030	24,125,000

*Preliminary, subject to revision as described herein.

Serial Bonds, Term Bonds and Mandatory Sinking Fund Redemption

The successful bidder may provide in the bid form for all of the 2010B Bonds to be issued as serial bonds or may designate consecutive annual principal amounts of the 2010B Bonds to be combined into term bonds. Each such term bond shall be subject to mandatory sinking fund redemption commencing on February 1 of the first year which has been

combined to form such term bond and continuing on February 1 in each year thereafter until the stated maturity date of that term bond. The amount redeemed in any year shall be equal to the principal amount for such year set forth in the appropriate amortization schedule, as adjusted in accordance with the provisions described above under the caption "Adjustments to Principal Amount." The 2010B Bonds to be redeemed in any year by mandatory sinking fund redemption shall be redeemed at par and shall be selected by lot (with respect to Tax-Exempt Bonds) or pro rata (with respect to Taxable BABs) from among the 2010B Bonds of the maturity being redeemed.

Optional Redemption – 2010B Bonds Issued as Tax-Exempt Bonds

The 2010B Bonds issued as Tax-Exempt Bonds and maturing on or before February 1, 2020, will not be subject to optional redemption. The 2010B Bonds issued as Tax-Exempt Bonds and maturing on and after February 1, 2021, will be subject to optional redemption on and after February 1, 2020, in whole or in part at any time, at par plus interest accrued thereon to the date fixed for redemption.

Optional Redemption – 2010B Bonds Issued as Federally Taxable Build America Bonds

The 2010B Bonds issued as Taxable BABs are subject to redemption at the option of the Authority, in whole or in part, on any business day, at the Make-Whole Redemption Price (as defined herein). The "Make-Whole Redemption Price" is the greater of (i) the issue price of the Taxable BABs, as set forth on the inside cover page of this Official Statement, but in no event less than 100% of the principal amount of the Taxable BABs to be redeemed or (ii) the sum of the present value of the remaining scheduled payments of principal and interest on the Taxable BABs to be redeemed, not including any portion of those payments of interest accrued and unpaid as of the date on which the Taxable BABs are to be redeemed, discounted to the date on which the Taxable BABs are to be redeemed on a semi-annual basis, assuming a 360-day year consisting of 12 months of 30 days each, at the Treasury Rate (defined below) plus 25 basis points, plus, in each case, accrued and unpaid interest on the Taxable BABs to be redeemed on the redemption date.

For purposes of the determining the Make-Whole Redemption Price, the following definition of the term "Treasury Rate" applies:

"Treasury Rate" means, with respect to any redemption date for a particular Taxable BABs, the yield to maturity as of such redemption date of United State Treasury securities with a constant maturity (as compiled and published in the most recent Federal Reserve Statistical Release H.15 (519) that has become publicly available at least two business days, but no more than 45 calendar days, prior to the redemption date (excluding inflation indexed securities or, if such Statistical Release is no longer published, any publicly available source of similar market data) most nearly equal to the period from the redemption date to the maturity date of the 2010B Bonds to be redeemed; provided, that if the period from the redemption date to such maturity date is less than one year, the weekly average yield on actually traded United State Treasury securities adjusted to a constant maturity of one year will be used.

Extraordinary Optional Redemption for 2010B Bonds Issued as Federally Taxable Build America Bonds.

Any 2010B Bonds sold and issued as Taxable BABs will be subject to redemption, in whole or in part at any time, at the option of the Authority, upon the occurrence of an Extraordinary Event, as defined below, at a redemption price (the "Extraordinary Optional Redemption Price") equal to the greater of:

- (1) 100% of the principal amount of such Taxable BABs to be redeemed; or
- (2) the sum of the present value of the remaining scheduled payments of principal and interest to the maturity date of such Taxable BABs to be redeemed, not including any portion of those payments of interest accrued and unpaid as of the date on which such Taxable BABs are to be redeemed, discounted to the date on which such Taxable BABs are to be redeemed on a semi-annual basis, assuming a 360-day year consisting of 12 months of 30 days each, at the Treasury Rate, described below, plus 100 basis points; plus, in each case, accrued interest on such Taxable BABs to be redeemed to the redemption date.

For purposes of calculating the Extraordinary Optional Redemption Price, the term "Treasury Rate" shall have the same meaning set forth under the subheading "Optional Redemption – 2010B Bonds Issued as Federally Taxable Build America Bonds" above.

An "Extraordinary Event" will have occurred if the Authority determines that a material adverse change has occurred to Section 54AA or 6431 of the Code (as such Sections were added by Section 1531 of the Recovery Act, pertaining to "Build America Bonds") or there is any guidance published by the Internal Revenue Service or the United States Department of the Treasury with respect to such Sections or any other determination by the Internal Revenue Service or the United States Department of the Treasury, which determination is not the result of any act or omission by the Authority to satisfy the requirements to qualify to receive the 35% cash subsidy payment from the United States Department of the Treasury, pursuant to which the Authority's 35% cash subsidy payment from the United States Department of the Treasury is reduced or eliminated.

Selection of 2010B Bonds for Redemption

If less than all of the 2010B Bonds are called for optional redemption, the maturities of the 2010B Bonds to be redeemed will be called in such order as the Authority may determine. For the 2010B Bonds sold and issued as Tax-Exempt Bonds, if less than all of the 2010B Bonds of any maturity are called for optional or mandatory redemption, the 2010B Bonds to be redeemed will be selected by DTC or any successor securities depository pursuant to its rules and procedures or, if the book-entry system is discontinued, will be selected by the Trustee by lot in such manner as the Trustee in its discretion may determine. In either event, each portion of \$5,000 principal amount shall be counted as one Bond for such purpose.

For the 2010B Bonds sold and issued as Taxable BABs, if less than all of any maturity of such 2010B Bonds is called for redemption, the particular 2010B Bond to be redeemed will be selected on a pro-rata basis. With respect to such 2010B Bonds sold, "pro rata" is determined, in connection with any mandatory sinking fund redemption or any optional redemption in part, by multiplying the principal amount of the 2010B Bonds of such maturity to be redeemed on the applicable redemption date by a fraction, the numerator of which is equal to the principal amount of the 2010B Bond of such maturity owned by the registered owner, and the denominator of which is equal to the total amount of the 2010B Bonds of such maturity then outstanding immediately prior to such redemption date, and then rounding the product down to the next lower integral multiple of \$5,000; provided that the portion of any such 2010B Bonds to be redeemed are required to be in authorized denominations and all such Bonds of a maturity to remain outstanding following any redemption are required to be in authorized denominations.

If the 2010B Bonds are in book-entry form at the time of such redemption, the Trustee will instruct DTC to inform the DTC participants to select the specific Taxable BABs for redemption on a pro rata basis among Beneficial Owners, and neither the Authority nor the Trustee shall have any responsibility to ensure that DTC or the DTC participants properly select such 2010B Bonds for redemption.

Changes to Bid Date, Closing Date, and Principal Amounts

Change of Bid Date and Closing Date

The Authority reserves the right to change, from time to time, the date and/or time established for the receipt of bids and will undertake to notify registered prospective bidders via notification published on *BiDCOMP/PARITY*[®]. Prospective bidders may request notification by facsimile of any changes in the date or time for the receipt of bids by so advising, and furnishing their telecopier numbers to First Southwest Company, at (212) 642-4350 by no later than 12 NOON, RICHMOND, VIRGINIA TIME, on the business day prior to the announced date for receipts of bids.

A change of the bid and/or time will be announced via *BiDCOMP/PARITY*[®] not later than 4:00 P.M., RICHMOND, VIRGINIA TIME, on the last business day prior to any announced date for receipts of bids, and a alternative sale date and time will be announced via *BiDCOMP/PARITY*[®] by NOON, RICHMOND, VIRGINIA TIME, at least 20 hours prior to such alternative date and/or time for receipts of bids.

On any such alternative date and/or time for receipts of bids, the Authority will accept electronic bids for the purchase of the 2010B Bonds, such bids to conform in all respects to the provisions of this Notice of Sale, except for the changes in the date and/or time for receipts of bids and any other changes announced via *BiDCOMP/PARITY*[®] at the time the date and time for receipts of bids are announced.

Changes to Preliminary Principal Amounts

The preliminary aggregate principal amounts of the 2010B Bonds and the preliminary annual principal amounts as set forth in this Notice of Sale (the “Preliminary Aggregate Principal Amount” and the “Preliminary Annual Principal Amounts,” respectively; collectively, the “Preliminary Amounts”) may be revised before the bid date. Any such revisions (the “Revised Aggregate Principal Amount” and the “Revised Annual Principal Amounts,” respectively; collectively, the “Revised Amounts”) WILL BE PUBLISHED AS AN AMENDMENT TO THE NOTICE OF SALE AND ANNOUNCED ON *BiDCOMP/PARITY*[®] NOT LATER THAN 4:00 P.M., RICHMOND, VIRGINIA TIME, ON THE LAST BUSINESS DAY PRIOR TO ANY ANNOUNCED DATE FOR RECEIPT OF BIDS.

In the event that no such revisions are made, the Preliminary Amounts will constitute the Revised Amounts. BIDDERS SHALL SUBMIT BIDS BASED ON THE REVISED AMOUNTS. Prospective bidders may request notification by facsimile or e-mail transmission of any revisions in Preliminary Amounts by so advising and furnishing, in writing, the name of the contact person; their telephone and telecopier numbers and e-mail address to First Southwest Company at (212) 642-4350 by 12 NOON, RICHMOND, VIRGINIA TIME, at least one business day prior to the receipts of bids.

Changes to Revised Principal Amounts

After selecting the winning bid, the Authority reserves the right to change the final aggregate principal amount of the 2010B Bonds and each final annual principal amount (the “Final Aggregate Principal Amount” and the “Final Annual Principal Amounts,” respectively; collectively, the “Final Amounts”). In determining the Final Amounts, the Authority will not reduce or increase the Revised Aggregate Principal Amount by more than 10% of such amount. THE SUCCESSFUL BIDDER MAY NOT WITHDRAW ITS BID OR CHANGE THE INTEREST RATES BID OR THE INITIAL REOFFERING PRICES (AS HEREIN DEFINED) AS A RESULT OF ANY CHANGES MADE TO THE REVISED AMOUNTS WITHIN THESE LIMITS. The dollar amount bid by the successful bidder will be adjusted to reflect any adjustment in the aggregate principal amount of the 2010B Bonds. Such adjusted bid price will reflect changes in the dollar amount of the underwriter’s discount and the original issue discount/premium, if any, but will not change the selling compensation per \$1,000 of par amount of bonds from the selling compensation that would have been received based on the purchase price in the winning bid and the Initial Reoffering Prices (as herein defined). The interest rate specified by the successful bidder for each maturity and the Initial Reoffering Prices will not change. The Authority anticipates that the Final Amounts and the adjusted bid price will be communicated to the successful bidder by 10:00 A.M., RICHMOND, VIRGINIA TIME, on the business day following the sale date.

ELECTRONIC BIDDING AND BIDDING PROCEDURES

Registration to Bid

All prospective bidders must be contracted customers of *BiDCOMP/PARITY*[®]. To become a customer, contact *BiDCOMP/PARITY*[®] at (212) 404-8102. By submitting a bid for the 2010B Bonds, a prospective bidder represents and warrants to the Authority that such bidder’s bid for the purchase of the 2010B Bonds is submitted for and on behalf of such prospective bidder by an officer or agent who is duly authorized to bind the prospective bidder to a legal, valid and enforceable contract for the purchase of the 2010B Bonds. By registering to bid for the 2010B Bonds, a prospective bidder is not obligated to submit a bid in connection with the sale.

IF ANY PROVISIONS OF THIS NOTICE OF SALE SHALL CONFLICT WITH INFORMATION PROVIDED BY *BiDCOMP/PARITY* AS APPROVED PROVIDER OF ELECTRONIC BIDDING SERVICES, THIS NOTICE OF SALE (INCLUDING ANY AMENDMENTS OR SUPPLEMENTS) SHALL CONTROL. Further information about *BiDCOMP/PARITY*, including qualification, registration, rules and any fee charged, may be obtained from *BiDCOMP/PARITY*, telephone (212) 404-8102, email at parity@i-deal.com.

Disclaimer

Each prospective bidder shall be solely responsible to register to bid via *BiDCOMP/PARITY*[®]. Each qualified prospective bidder shall be solely responsible to make necessary arrangements to access *BiDCOMP/PARITY*[®] for

purposes of submitting its bid in a timely manner and in compliance with the requirements of this Notice of Sale. Neither the Authority nor *BiDCOMP/PARITY*[®] shall have any duty or obligation to undertake such registration to bid for any prospective bidder or to provide or assure such access to any qualified prospective bidder, and neither the Authority nor *BiDCOMP/PARITY*[®] shall be responsible for a bidder's failure to register to bid or for proper operation of *BiDCOMP/PARITY*[®], or have any liability for any delays or interruptions of, or any damages caused by, *BiDCOMP/PARITY*[®]. The Authority is using *BiDCOMP/PARITY*[®] as a communication mechanism, and not as the Authority's agent, to conduct the electronic bidding for the Bonds. The Authority has no liability for any errors in, or any other failures of, the electronic bidding system, and each bidder agrees to hold the Authority harmless against any claims related to or arising from such bidder's use of or involvement in the bidding process. The Authority is not bound by any advice and determination of *BiDCOMP/PARITY*[®] to the effect that any particular bid complies with the terms of this Notice of Sale and in particular the "Bid Specifications" hereinafter set forth. All costs and expenses incurred by prospective bidders in connection with their registration and submission of bids via *BiDCOMP/PARITY*[®] are the sole responsibility of the bidders, and the Authority is not responsible, directly or indirectly, for any such costs or expenses. If a prospective bidder encounters any difficulty in registering to bid or submitting, modifying or withdrawing a bid for Bonds, it should telephone *BiDCOMP/PARITY*[®] at (212) 404-8102 and notify the Director of Debt Management of the Commonwealth by facsimile transmission at (804) 225-3187.

Good Faith Deposit

A good faith deposit in an amount equal to 1% of the Revised Principal Amount (the "Deposit") is required in connection with the sale and bid for the 2010B Bonds. The Deposit may be provided for by (i) a certified check, bank cashier's, treasurer's or official check drawn upon or certified by a responsible banking institution and made payable to the order of the Virginia College Building Authority delivered at or prior to the time of bid, (ii) a Financial Surety Bond delivered at or prior to the time of the bid as set forth below under "Financial Surety Bonds" or (iii) a federal funds wire transfer to be submitted to the Authority by the successful bidder not later than 4:00 p.m. (Richmond Time) on the date of sale (the "Wire Transfer Deadline") as set forth below under "Wire Transfers". The Deposit of the successful bidder will be collected and the proceeds thereof retained by the Authority to be applied in partial payment for the 2010B Bonds and no interest will be allowed or paid upon the amount thereof, but in the event the successful bidder shall fail to comply with the terms of the respective bid, the proceeds thereof will be retained as and for full liquidated damages. Checks of unsuccessful bidders will be returned promptly after the bonds are awarded.

Wire Transfers. If the successful bidder chooses to deliver its good faith deposit by federal funds wire transfer, the Authority will distribute wiring instructions for the Deposit to the successful bidder upon verification of the bids submitted by the bidders and prior to the Wire Transfer Deadline. If the Deposit is not received by the Wire Transfer Deadline, the award of the sale of the 2010B Bonds to the successful bidder may be cancelled by the Authority in its discretion without any financial liability of the Authority to the successful bidder or any limitation whatsoever on the Authority's right to sell the 2010B Bonds to a different purchaser upon such terms and conditions as the Authority shall deem appropriate.

Financial Surety Bonds. If a bidder chooses to deliver a Financial Surety Bond to satisfy the good faith deposit requirement, such Financial Surety Bond must be from an insurance company acceptable to the Authority and licensed to issue such a bond in the Commonwealth of Virginia. Such Financial Surety Bond must be submitted to the Authority no later than 5:00 P.M. Richmond Time, on the day prior to the sale and must be in the form and substance acceptable to the Authority. In addition, the proposed form of any Financial Surety Bond, including the identity of the insurance company must be provided to the Office of Finance of the Commonwealth at the address indicated below not later than 5:00 P.M. on the day prior to the sale. The Financial Surety Bond must identify the bidder whose Deposit is guaranteed by such Financial Surety Bond.

If the 2010B Bonds are awarded to a bidder utilizing a Financial Surety Bond, then such successful bidder is required to submit its Good Faith Deposit to the Authority in the form of a wire transfer not later than 4:00 P.M. (Richmond Time) on the date of sale. If such Good Faith Deposit is not received by that time, the Financial Surety Bond may be drawn by the Authority to satisfy the Good Faith Deposit requirement.

Bidding Procedures

Bids must be submitted electronically for the purchase of the 2010B Bonds (all or none) by means of the Virginia College Building Authority AON Bid Form (the "Bid Form") via *BiDCOMP/PARITY*[®] by 11:00 a.m., RICHMOND, VIRGINIA TIME, on October 5, 2010, unless postponed or changed as described herein (see "*Changes to Bid Date, Closing Date, and Principal Amounts – Change of Bid Date and Closing Date*" above). Prior to that time, a prospective bidder may input and save proposed terms of its bid in *BiDCOMP/PARITY*[®]. Once the final bid has been saved in *BiDCOMP/PARITY*[®], the bidder may select the final bid button in *BiDCOMP/PARITY*[®] to submit the bid to *BiDCOMP/PARITY*[®]. Once the bids are communicated electronically via *BiDCOMP/PARITY*[®] to the State Treasurer, each bid will constitute an irrevocable offer to purchase the 2010B Bonds on the terms therein provided. For purposes of the electronic bidding process, the time as maintained on *BiDCOMP/PARITY*[®] shall constitute the official time. For information purposes only, bidders are requested to state in their bids the true interest cost to the Authority, as described under "Award of Bonds" below, represented by the rate or rates of interest and the bid price specified in their respective bids.

No bids will be accepted in written form, by facsimile transmission or in any other medium or on any system other than by means of the Bid Form via *BiDCOMP/PARITY*[®]. No bid will be received after the time for receiving such bids specified above.

Bid Specifications

A bidder may choose to submit tax-exempt interest rates or taxable interest rates on a maturity by maturity basis. The 2010B Bonds may be issued as one series of Tax-Exempt Bonds, one series of Taxable BABs or a combination which would include a series of Tax-Exempt Bonds and a series of Taxable BABs. In the event the winning bid is a combination of Tax-Exempt Bonds and Taxable BABs, the Tax-Exempt Bonds will be identified as Series 2010B-1 (Tax-Exempt) and the Taxable BABs will be identified as Series 2010B-2 (Federally Taxable – Build America Bonds).

No bid for other than all of the 2010B Bonds will be considered. All bids must be unconditional. Each proposal for the 2010B Bonds must specify the amount bid for such 2010B Bonds not less than 100% of the par value of the aggregate principal amount of the 2010B Bonds based on the Revised Amounts as described below. Bidders are invited to name the rate or rates of interest that the 2010B Bonds are to bear, in multiples of 1/8, 1/20, or 1/100 of one percent. Each bidder must specify in its bid a single rate for each maturity of the 2010B Bonds. No Bond of any maturity may be reoffered at a price less than 95% of the principal amount of such Bond.

For Tax-Exempt Bonds, any number of rates may be named, provided that (a) the difference between the highest interest rate and the lowest interest rate in each series of bonds shall not exceed 300 basis points and (b) no interest rate may exceed 5.00%. For Taxable BABs, bidders must specify the expected reoffering price for each maturity, and such reoffering price cannot exceed the par amount of such maturity by more than 0.25% multiplied by the number of whole years to the earlier of the maturity date or the first optional redemption date for the maturity of such 2010B Bonds or, in the case of a Taxable BAB that is a term bond subject to mandatory sinking fund redemptions, by the number of whole years to the date of the first mandatory sinking fund redemption (the "Maximum Reoffering Price"). The table below sets forth the applicable Maximum Reoffering Price for each maturity (or in the case of a term bond subject to mandatory sinking fund redemption, for the date of the first mandatory sinking fund redemption).

<u>February 1</u>	<u>Maximum Reoffering Price</u>
2012	100.500%
2013	100.750
2014	101.000
2015	101.250
2016	101.500
2017	101.750
2018	102.000
2019	102.250
2020	102.500
2021 and thereafter	102.500

Award of the Bonds

ALL BIDS SHALL REMAIN FIRM UNTIL 5:00 P.M. (EDT) ON THE DATE OF THE SALE. An award of the 2010B Bonds, if made, will be made by the Authority within such six hour period of time. Unless all bids are rejected, the 2010B Bonds will be awarded to the bidder whose bid results in the lowest true interest cost to the Authority, based on the Revised Amounts described above. The true interest cost (expressed as an annual interest rate) will be determined as being twice that factor or discount rate, compounded semi-annually, which, when applied against each combined semi-annual debt service payment (interest, or principal and interest, as due, including any mandatory sinking fund payment) for the 2010B Bonds, will equate the sum of such discounted semi-annual payments to the total purchase price. For bids submitted as Taxable BABs, the true interest cost on the Taxable BABs will be determined after subtracting 35% of each interest payment (reflecting the federal subsidy payment that the Authority will elect to receive as a result of the Bonds being qualified Build America Bonds.) The true interest cost shall be calculated from the dated date of the Bonds. In case of a tie, the Authority, at its sole discretion, may select the successful bidder. THE AUTHORITY RESERVES THE RIGHT TO WAIVE IRREGULARITIES IN ANY BID AND TO REJECT ANY OR ALL BIDS.

The successful bidder shall make a bona fide public offering of the 2010B Bonds and shall, within 30 minutes after being notified of the award of the 2010B Bonds, advise the Authority in writing (via facsimile transmission) of the initial public offering prices of the 2010B Bonds (the "Initial Reoffering Prices"). The successful bidder must, by facsimile transmission or delivery received by the Authority within 24 hours after notification of the Final Amounts, furnish the following information to the Authority to complete the Official Statement in final form, as described below:

- A. Selling compensation (aggregate total anticipated compensation to the underwriters expressed in dollars, based on the expectation that all the 2010B Bonds are sold at the prices or yields at which the successful bidder advised the Authority that the 2010B Bonds were initially offered to the public).
- B. The identity of the other underwriters if the successful bidder is part of a group or syndicate.
- C. Any other material information that the Authority determines is necessary to complete the Official Statement in final form.

MISCELLANEOUS; CLOSING

Issue Price Certificate

Simultaneously with the delivery of the 2010B Bonds, the successful bidder shall furnish to the Authority a certificate (an "Issue Price Certificate") to the effect (i) that the successful bidder has made a bona fide offering of each maturity of the 2010B Bonds to the Public (as defined below) at its respective Initial Reoffering Price, which Initial Reoffering Price in the case of any maturity of Taxable BABs is not in excess of the Maximum Reoffering Price, (ii) that, as of the date of the sale of the 2010B Bonds, the successful bidder reasonably expected to sell at least 10% of the par amount of each maturity of the 2010B Bonds to the Public at its respective Initial Reoffering Price, (iii) that, except for any specified maturities (each a "Specified Maturity"), at least 10% of the par amount of each maturity of the 2010B Bonds was actually sold to the Public at its respective Initial Reoffering Price, (iv) that, for the 2010B Bonds of each Specified Maturity, (A) such 2010B Bonds were continuously offered to the Public at the respective Initial Offering Price

for a period after the successful bidder was awarded the 2010B Bonds (the "Initial Offering Period"), (B) the successful bidder made reasonable efforts to sell such 2010B Bonds to the Public at such Initial Offering Price throughout the Initial Offering Period, (C) during the Initial Offering Period such 2010B Bonds were not offered to any Intermediaries (as defined below), and (D) changes in market conditions during the Initial Offering Period prevented at least 10% of such 2010B Bonds from being sold to the Public at such Initial Offering Price, and (v) the respective Initial Reoffering Price for each maturity of the 2010B Bonds was not less than the fair market value of such maturity as of the date of the sale of the 2010B Bonds, or such other facts regarding the actual sale of the 2010B Bonds as shall be acceptable to the Authority and Troutman Sanders LLP, Richmond, Virginia, bond counsel to the Authority ("Bond Counsel"). Bond Counsel advises that (i) the Issue Price Certificate must be made on the best knowledge, information and belief of the successful bidder and (ii) reliance on facts other than those specified above as a basis for any certification in the Issue Price Certificate will require evaluation by the Authority and Bond Counsel to assure compliance with the statutory requirement to avoid the establishment of an artificial price for the Bonds. "Intermediaries" include bond houses, brokers and similar persons acting in the capacity of underwriters or wholesalers, and other intermediate purchasers with an intent to sell in the short term. The term "Public" means the general public of investors who are purchasing for their own account as ultimate purchasers and does not include Intermediaries.

Undertakings of the Successful Bidder

The successful bidder shall make a bona fide public offering of all of the 2010B Bonds to the general public and shall, within 30 minutes after being notified that such bidder's bid appears to be the apparent winning bid, subject to verification, advise the Authority in writing (via facsimile or electronic transmission) of the initial public offering prices or yields of the 2010B Bonds (the "Initial Reoffering Prices"). The successful bidder must provide the Initial Reoffering Prices, as the Authority will not include in the Official Statement an "NRO" ("not reoffered") designation to or for any maturity of the 2010B Bonds. Such reoffering prices and yields, among other things, will be used by the Authority to calculate the final principal amount of each maturity and the final aggregate principal amount of the 2010B Bonds. The successful bidder will be responsible to the Authority in all respects for the accuracy and completeness of any information it provides with respect to such reoffering. The successful bidder must, by facsimile or electronic or e-mail transmission or delivery received by the Authority within 24 hours after notification of the Final Amounts, furnish the following information to the Authority to complete the Official Statement in final form, as described below:

- A. Selling compensation (aggregate total anticipated compensation to the underwriters expressed in dollars, based on the expectation that all 2010B Bonds are sold at the Initial Reoffering Prices).
- B. The identity of the other underwriters if the successful bidder is part of a group or syndicate.
- C. Any other material information that the State Treasurer determines is necessary to complete the final Official Statement.

Prior to the delivery of the 2010B Bonds, the successful bidder shall furnish to the Authority a certificate acceptable to Bond Counsel regarding "issue price," establishing that the successful bidder has made a bona fide public offering of the 2010B Bonds and that as of the bid date, a substantial amount of the 2010B Bonds of each maturity was sold or was expected to be sold to the public (excluding bond houses, brokers and other intermediaries) at the Initial Reoffering Prices. The Authority expects the successful bidder to deliver copies of such Official Statement in final form (the "final Official Statement") to persons to whom such bidder initially sells the 2010B Bonds, the Municipal Securities Rulemaking Board ("MSRB") and to the MSRB's Electronic Municipal Market Access System ("EMMA"). The successful bidder will be required to acknowledge receipt of such final Official Statement, to certify that it has made delivery of the final Official Statement to such repositories, to acknowledge that the Authority expects the successful bidder to deliver copies of such final Official Statement to persons to whom such bidder initially sells the 2010B Bonds and to certify that the 2010B Bonds will only be offered pursuant to the final Official Statement and only in states where the offer is legal.

Bond Insurance

In the event that the successful bidder has on its own obtained a commitment for a municipal bond insurance policy or other credit enhancement, the Authority shall indicate in the final Official Statement those maturities that the successful bidder has informed the Authority are expected to be covered by such credit enhancement. The purchase of any such credit enhancement shall be at the sole option and expense of the successful bidder. The Authority will also indicate within the final Official Statement that further information concerning such potential credit enhancement may be obtained through the successful bidder. The Authority will not include the identity of the potential credit enhancer or other information with respect to the potential credit enhancer in the final Official Statement. In addition, the Authority will not place a statement of insurance on the bonds or provide such documentation, or make such covenants or arrangements, as would customarily be provided, made or arranged if the Authority were to obtain a commitment for municipal bond insurance or other credit enhancement on its own.

If the successful bidder obtains a municipal bond insurance policy or other form of credit enhancement, at the same time it provides the Initial Reoffering Prices it shall advise the Authority of the cost of such credit enhancement and whether it will provide to the Authority, at or before the closing of the 2010B Bonds, a certificate certifying that (i) the present value of the fees paid for such credit enhancement are less than the present value of the interest reasonably expected to be saved as a result of obtaining such credit enhancement, using the yield on the 2010B Bonds (determined with regard to the payments for such credit enhancement) as the discount factor for this purpose, and (ii) to the best of its knowledge, such fees were obtained in arm's length negotiations and do not exceed a reasonable charge for the transfer of credit risk. In addition, the successful bidder will cooperate with the Authority to obtain the necessary certifications from the credit enhancement provider. Failure of the 2010B Bonds to be so insured or of any such policy to be issued shall not in any manner relieve the successful bidder of its contractual obligations arising from the acceptance of its bid for the purchase of the 2010B Bonds.

Delivery of Bonds

The 2010B Bonds are expected to be delivered on or about October 26, 2010 (UNLESS A NOTICE OF A CHANGE IN THE DELIVERY DATE IS ANNOUNCED ON TM3 NOT LATER THAN 4:00 P.M., RICHMOND, VIRGINIA TIME, ON THE LAST BUSINESS DAY PRIOR TO ANY ANNOUNCED DATE FOR RECEIPT OF BIDS), through the facilities at DTC against payment of the purchase price therefor (less the amount of the Deposit) in Federal Funds.

There will be furnished the usual closing papers, including certificates signed by appropriate Authority officers (i) stating that no litigation of any kind is now pending or, to their information, knowledge or belief, threatened to restrain or enjoin the issuance or delivery of the 2010B Bonds or in any manner questioning the proceedings and authority under which the 2010B Bonds are issued, or affecting the validity of the 2010B Bonds and (ii) relating to the Official Statement, as described in the Preliminary Official Statement.

Legal Opinion

The approving opinion of Troutman Sanders LLP, Richmond, Virginia, Bond Counsel, in substantially the form set forth as an appendix to the Preliminary Official Statement, will be furnished without cost to the successful bidder. The Preliminary Official Statement contains a discussion of the effect of the Internal Revenue Code of 1986, as amended, on the exclusion from gross income for federal income tax purposes of interest on the 2010B Bonds and a discussion of Bond Counsel's opinion insofar as it concerns such exclusion.

CUSIP Numbers

CUSIP numbers will be applied for with respect to the 2010B Bonds, but the Authority will assume no obligation for the assignment or printing of such numbers on the 2010B Bonds or for the correctness of such numbers, and neither the failure to print such numbers on any 2010B Bond nor any error with respect thereto shall constitute cause for a failure or refusal by the successful bidder to accept delivery of and make payment for the 2010B Bonds.

Amendments

In addition to any changes in the bid date or amounts of the 2010B Bonds provided for herein, the Authority otherwise reserves the right to amend this Notice of Sale. The Authority expects it would publish notification of such amendment via *BiDCOMP/PARITY*® by 4:00 P.M., RICHMOND, VIRGINIA TIME, ON THE BUSINESS DAY PRIOR TO THE SALE and would provide notification by facsimile or e-mail transmission to prospective bidders who have so requested such notification and provided applicable contact information to First Southwest Company.

Official Statement

The Preliminary Official Statement dated as of the date hereof (the "Preliminary Official Statement") and the information contained therein have been deemed final by the State Treasurer as of its date within the meaning of Rule 15c2-12 of the Securities and Exchange Commission ("Rule 15c2-12") with permitted omissions, but is subject to change without notice and to completion or amendment in the final Official Statement.

The Authority, at its expense, will make available to the successful bidder a reasonable number of final Official Statements, for delivery to each potential investor requesting a copy of the final Official Statement and to each person to whom such bidder and members of its bidding group initially sell the 2010B Bonds, within seven business days of the award of the 2010B Bonds, provided that the successful bidder cooperates in providing the information required to complete the final Official Statement.

The successful bidder shall comply with the requirements of Rule 15c2-12 and the rules of the MSRB, including its obligation to provide information to the Treasury Board on a timely basis for the final Official Statement.

Continuing Disclosure

In order to assist bidders in complying with Rule 15c2-12(b)(5), the Authority will undertake, pursuant to a Continuing Disclosure Agreement, to provide certain annual financial information and operating data and notices of the occurrence of certain events, if material. A description of the undertakings is set forth in the Preliminary Official Statement and also will be set forth in the final Official Statement.

Additional Information

For further information relating to the 2010B Bonds, reference is made to the Preliminary Official Statement, dated the date hereof prepared for and authorized by the Authority. The Preliminary Official Statement may be obtained via the Internet at www.idealprospectus.com. Physical copies are available upon request by calling I-Deal Prospectus LLC at (212) 404-8104, or from the undersigned through the Office of the State Treasurer, Third Floor, James Monroe Building, 101 North 14th Street, Richmond, VA 23219 (telephone (804) 225-2142; telecopy (804) 225-3187), or from the financial advisor, First Southwest Company (telephone (212) 642-4350; telecopy (212) 642-4357).

Dated: September 28, 2010

Virginia College Building Authority

This page intentionally left blank.